

Wagga Riverina Race 1 Distance 1740m

Friday, 29 August 2025


Gross Time: 2:06.70 MileRate: 1:57.10 LeadTime: 8.60s First Qtr: 28.90s Second Qtr: 29.70s Third Qtr: 30.50s Fourth Qtr: 29.00s

DATA TABLE: 800 / 400 Posi's are position from leader and (how wide the horse was at that position)

No	Horse	Plc	Mar	800 Posi	400 Posi	Time	3rd Qtr	4th Qt
10	Im Harvey Specter	1	0.0m	14.8m (1)	7.0m (2)	2:06.70	29.91s	28.50s
2	Hes A Terror	2	3.7m	2.4m (1)	1.0m (1)	2:06.98	30.40s	29.19s
1	Fiftyshadesofhay	3	8.0m	4.0m (0)	4.4m (0)	2:07.31	30.54s	29.26s
3	The Banker	4	11.1m	10.8m (1)	0.2m (2)	2:07.54	29.74s	29.79s
7	Melati Boy	5	11.6m	17.6m (0)	10.0m (1)	2:07.58	29.94s	29.12s
4	Goodtime Jazz	6	12.9m	6.6m (1)	5.4m (1)	2:07.68	30.43s	29.54s
6	Redbank Harry	7	13.3m	0.0m (0)	0.0m (0)	2:07.71	30.52s	29.96s
8	Thats The Attitude	8	15.7m	13.0m (0)	12.6m (0)	2:07.89	30.48s	29.22s
9	Loyola Golf	9	17.5m	8.2m (0)	8.6m (0)	2:08.03	30.55s	29.64s
5	The Clock Winder	10	18.5m	18.8m (1)	11.8m (2)	2:08.11	29.99s	29.48s

Finish Position and metres gained

First Arrow shows distance gain/loss from 2nd Qtr to 3rd Qtr,
Second Arrow shows distance gain/loss from 3rd Qtr to Finish
Blue arrow indicates best gain in these quarters.



800

Visual positions in race at 2nd Quarter



400

Visual positions in race at 3rd Quarter



Powered by



Harness Analyser

Sectional Analysis Software

Not just form | Free Trial

www.facebook.com/PJHarnessRacing



RISE Digital, Harness Racing Australia nor the provider accepts any responsibility for the completeness or accuracy of any of the information contained herein, and makes no representations about its suitability for any particular purpose. Users should make their own judgements about those matters and/or seek independent advice. You assume all risks associated with use of data provided on this page

Wagga Riverina Race 2 Distance 1740m

Friday, 29 August 2025


Gross Time: 2:05.00 MileRate: 1:55.60 LeadTime: 8.90s First Qtr: 28.40s Second Qtr: 29.90s Third Qtr: 29.00s Fourth Qtr: 28.80s

DATA TABLE: 800 / 400 Posi's are position from leader and (how wide the horse was at that position)

No	Horse	Plc	Mar	800 Posi	400 Posi	Time	3rd Qtr	4th Qt
10	Alta Bayamo	1	0.0m	2.8m (2)	0.0m (0)	2:05.00	28.80s	28.80s
7	Keayang Santiago	2	23.0m	15.0m (3)	17.6m (1)	2:06.74	29.19s	29.19s
5	Spread The Fear	3	23.3m	2.4m (1)	9.4m (0)	2:06.76	29.51s	29.80s
8	Syenite	4	29.0m	11.4m (2)	8.6m (1)	2:07.19	28.80s	30.26s
3	Charging Bull	5	29.9m	11.0m (1)	23.4m (1)	2:07.26	29.89s	29.27s
2	Reason To Laugh	6	40.0m	4.0m (0)	24.2m (0)	2:08.02	30.46s	29.93s
1	Bidgee Babe	7	42.4m	18.2m (0)	26.2m (2)	2:08.21	29.58s	29.96s
9	Quickshift Girl	8	44.3m	8.2m (0)	28.4m (0)	2:08.35	30.46s	29.94s
4	Stars Abroad	9	48.1m	6.2m (1)	20.2m (0)	2:08.64	30.01s	30.80s

Finish Position and metres gained

First Arrow shows distance gain/loss from 2nd Qtr to 3rd Qtr,
Second Arrow shows distance gain/loss from 3rd Qtr to Finish
Blue arrow indicates best gain in these quarters.



800

Visual positions in race at 2nd Quarter



400

Visual positions in race at 3rd Quarter



Powered by



Harness Analyser

Sectional Analysis Software

Not just form | Free Trial

www.facebook.com/PJHarnessRacing



RISE Digital, Harness Racing Australia nor the provider accepts any responsibility for the completeness or accuracy of any of the information contained herein, and makes no representations about its suitability for any particular purpose. Users should make their own judgements about those matters and/or seek independent advice. You assume all risks associated with use of data provided on this page

Wagga Riverina Race 3 Distance 1740m

Friday, 29 August 2025



Gross Time: 2:06.20 MileRate: 1:56.70 LeadTime: 8.80s First Qtr: 28.50s Second Qtr: 31.00s Third Qtr: 30.60s Fourth Qtr: 27.30s

DATA TABLE: 800 / 400 Posi's are position from leader and (how wide the horse was at that position)

No	Horse	Plc	Mar	800 Posi	400 Posi	Time	3rd Qtr	4th Qt
6	Wongalea Yank	1	0.0m	0.0m (0)	0.0m (0)	2:06.20	30.60s	27.30s
8	Set Play	2	7.7m	25.6m (1)	2.8m (2)	2:06.75	28.98s	27.63s
10	Captain Deejay	3	8.4m	9.0m (1)	7.4m (1)	2:06.80	30.49s	27.37s
4	Yankee Babe	4	12.8m	21.6m (1)	14.8m (3)	2:07.12	30.10s	27.16s
7	Denver Colorado	5	14.2m	13.0m (1)	11.2m (2)	2:07.22	30.48s	27.50s
3	Pirani Perfect	6	15.1m	5.0m (1)	3.2m (1)	2:07.29	30.52s	28.11s
5	Tulhurst Chase	7	20.8m	17.2m (1)	15.2m (2)	2:07.69	30.48s	27.68s
2	Freddy Fat Bear	8	27.0m	4.2m (0)	4.8m (0)	2:08.14	30.73s	28.81s
1	Vickey Azzollini	9	27.3m	8.6m (0)	12.2m (0)	2:08.16	30.92s	28.32s
9	Ginganing	10	55.3m	13.2m (0)	17.6m (0)	2:10.17	31.07s	29.86s


Finish Position and metres gained

First Arrow shows distance gain/loss from 2nd Qtr to 3rd Qtr,
Second Arrow shows distance gain/loss from 3rd Qtr to Finish
Blue arrow indicates best gain in these quarters.



Visual positions in race at 2nd Quarter

800



Visual positions in race at 3rd Quarter

400



Powered by



Harness Analyser

Sectional Analysis Software

Not just form | Free Trial



www.facebook.com/PJHarnessRacing

RISE Digital, Harness Racing Australia nor the provider accepts any responsibility for the completeness or accuracy of any of the information contained herein, and makes no representations about its suitability for any particular purpose. Users should make their own judgements about those matters and/or seek independent advice. You assume all risks associated with use of data provided on this page

Wagga Riverina Race 4 Distance 1740m

Friday, 29 August 2025

Gross Time: 2:01.10

MileRate: 1:52.00

LeadTime: 8.60s

First Qtr: 27.80s

Second Qtr: 28.50s

Third Qtr: 28.50s




Fourth Qtr: 27.70s

DATA TABLE: 800 / 400 Posi's are position from leader and (how wide the horse was at that position)

No	Horse	Plc	Mar	800 Posi	400 Posi	Time	3rd Qtr	4th Qt
4	La Cavalletta	1	0.0m	0.0m (0)	0.0m (0)	2:01.10	28.50s	27.70s
8	Janie Blu	2	34.1m	1.2m (1)	6.8m (0)	2:03.58	28.92s	29.58s
1	Miki Loch	3	34.7m	8.4m (0)	11.0m (1)	2:03.63	28.71s	29.33s
7	Im All Business	4	43.2m	20.2m (1)	21.2m (0)	2:04.25	28.59s	29.21s
6	Papenhuyzen	5	44.2m	12.6m (0)	17.0m (1)	2:04.32	28.83s	29.57s
9	Turbo Jay	6	57.6m	16.0m (1)	21.2m (1)	2:05.30	28.90s	30.21s
2	Lewendon	7	59.0m	4.4m (0)	12.4m (0)	2:05.40	29.11s	30.91s
10	Miss Ardlethan	8	62.1m	11.6m (1)	20.0m (3)	2:05.62	29.13s	30.60s
3	Our Girl Echo	9	64.5m	27.8m (0)	28.2m (0)	2:05.80	28.56s	30.20s
5	Sanders	10	71.7m	7.4m (1)	20.4m (2)	2:06.32	29.46s	31.23s

Finish Position and metres gained

First Arrow shows distance gain/loss from 2nd Qtr to 3rd Qtr,
Second Arrow shows distance gain/loss from 3rd Qtr to Finish
Blue arrow indicates best gain in these quarters.



Wagga Riverina Race 5 Distance 1740m

Friday, 29 August 2025



Gross Time: 2:03.40 MileRate: 1:54.10 LeadTime: 8.30s First Qtr: 28.60s Second Qtr: 29.90s Third Qtr: 28.40s Fourth Qtr: 28.20s

DATA TABLE: 800 / 400 Posi's are position from leader and (how wide the horse was at that position)

No	Horse	Plc	Mar	800 Posi	400 Posi	Time	3rd Qtr	4th Qt
1	Farfalla Stride	1	0.0m	0.0m (0)	0.0m (0)	2:03.40	28.40s	28.20s
3	Always Be Brendan	2	9.0m	4.4m (0)	6.4m (0)	2:04.07	28.54s	28.38s
6	Braebeach	3	10.8m	1.2m (1)	7.0m (1)	2:04.20	28.81s	28.47s
4	Millwood Grace	4	14.7m	5.2m (1)	11.4m (1)	2:04.49	28.84s	28.43s
7	Esther Rising	5	20.2m	13.8m (0)	19.0m (0)	2:04.90	28.77s	28.28s
5	Bracken Warrior	6	20.5m	9.4m (1)	14.6m (2)	2:04.92	28.77s	28.61s
10	Scottie Mach	7	21.7m	17.4m (1)	19.4m (2)	2:05.01	28.54s	28.36s
8	Rock The Nation	8	21.7m	21.4m (1)	23.8m (2)	2:05.01	28.57s	28.05s
2	Ole Chester	9	24.9m	13.6m (1)	7.4m (2)	2:05.25	27.97s	29.43s
9	Marianna Bromac	10	26.7m	9.8m (0)	14.4m (0)	2:05.38	28.73s	29.06s

Finish Position and metres gained

First Arrow shows distance gain/loss from 2nd Qtr to 3rd Qtr,
Second Arrow shows distance gain/loss from 3rd Qtr to Finish
Blue arrow indicates best gain in these quarters.



800

Visual positions in race at 2nd Quarter



400

Visual positions in race at 3rd Quarter

Wagga Riverina Race 6 Distance 1740m

Friday, 29 August 2025


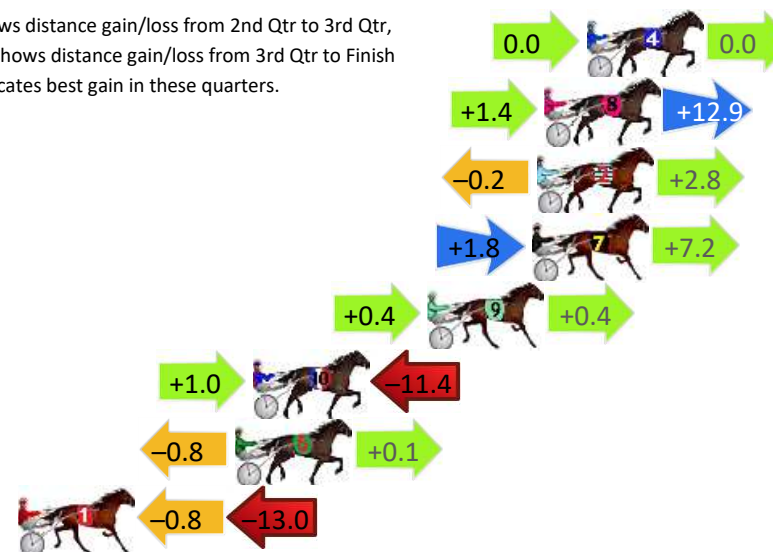
Gross Time: 2:06.20 MileRate: 1:56.70 LeadTime: 8.90s First Qtr: 28.00s Second Qtr: 32.00s Third Qtr: 29.20s Fourth Qtr: 28.10s

DATA TABLE: 800 / 400 Posi's are position from leader and (how wide the horse was at that position)

No	Horse	Plc	Mar	800 Posi	400 Posi	Time	3rd Qtr	4th Qt
4	Art Space	1	0.0m	0.0m (0)	0.0m (0)	2:06.20	29.20s	28.10s
8	Fe Fe On Fire	2	1.7m	16.0m (1)	14.6m (1)	2:06.33	29.08s	27.20s
2	Im Princess Nellie	3	2.0m	4.6m (0)	4.8m (0)	2:06.35	29.21s	27.90s
7	Rusty El	4	2.2m	11.2m (1)	9.4m (2)	2:06.36	29.06s	27.60s
9	Mirador Lass	5	6.4m	7.2m (1)	6.8m (1)	2:06.67	29.17s	28.07s
10	Kowhai Blaze	6	13.4m	3.0m (1)	2.0m (1)	2:07.19	29.14s	28.90s
6	Modern Sheen	7	14.1m	13.4m (0)	14.2m (0)	2:07.24	29.26s	28.09s
1	Captain Evie	8	22.8m	9.0m (0)	9.8m (0)	2:07.88	29.27s	29.01s

Finish Position and metres gained

First Arrow shows distance gain/loss from 2nd Qtr to 3rd Qtr,
Second Arrow shows distance gain/loss from 3rd Qtr to Finish
Blue arrow indicates best gain in these quarters.



800

Visual positions in race at 2nd Quarter



400

Visual positions in race at 3rd Quarter



Powered by



Harness Analyser

Sectional Analysis Software

Not just form | Free Trial

www.facebook.com/PJHarnessRacing



RISE Digital, Harness Racing Australia nor the provider accepts any responsibility for the completeness or accuracy of any of the information contained herein, and makes no representations about its suitability for any particular purpose. Users should make their own judgements about those matters and/or seek independent advice. You assume all risks associated with use of data provided on this page

Wagga Riverina Race 7 Distance 2270m

Friday, 29 August 2025

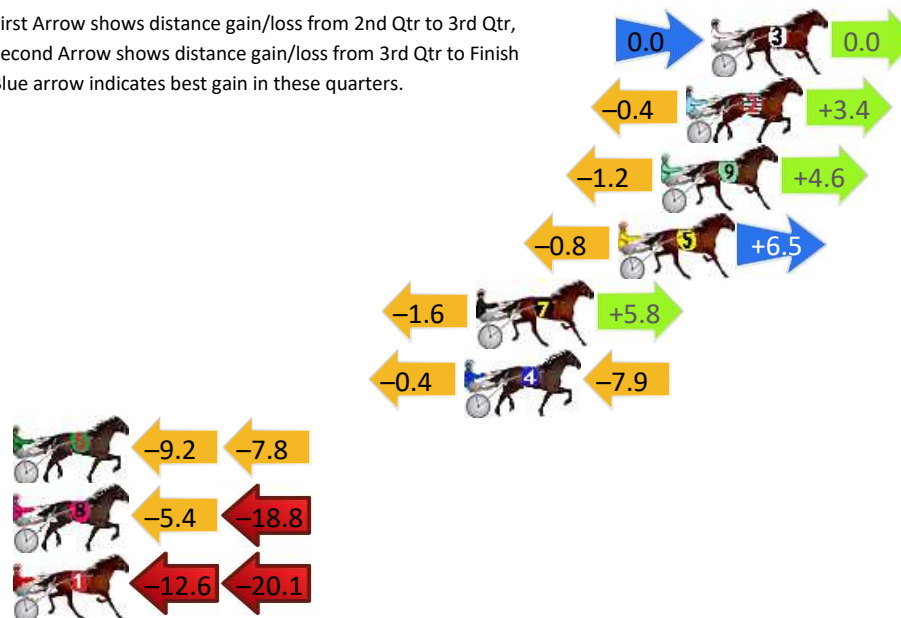
Gross Time: 2:48.00 MileRate: 1:59.10 LeadTime: 49.10s First Qtr: 31.00s Second Qtr: 30.00s Third Qtr: 29.00s Fourth Qtr: 28.90s

DATA TABLE: 800 / 400 Posi's are position from leader and (how wide the horse was at that position)

NoHorse	Plc	Mar	800 Posi	400 Posi	Time	3rd Qtr	4th Qt
3 Fear The Pain	1	0.0m	0.0m (0)	0.0m (0)	2:48.00	29.00s	28.90s
2 Astral Stride	2	1.0m	4.0m (0)	4.4m (0)	2:48.08	29.03s	28.66s
9 Maginot Line	3	2.0m	5.4m (1)	6.6m (1)	2:48.15	29.09s	28.57s
5 Specta	4	3.7m	9.4m (1)	10.2m (0)	2:48.28	29.06s	28.43s
7 Uncle Jay	5	9.4m	13.6m (1)	15.2m (1)	2:48.71	29.11s	28.48s
4 She Haunts Em	6	9.9m	1.6m (1)	2.0m (1)	2:48.75	29.03s	29.47s
6 Racing Writer	7	31.0m	14.0m (0)	23.2m (1)	2:50.35	29.66s	29.46s
8 Sara Ta Sloy	8	41.8m	17.6m (1)	23.0m (2)	2:51.17	29.39s	30.25s
1 Rosie Pollen	9	42.5m	9.8m (0)	22.4m (0)	2:51.22	29.91s	30.34s

Finish Position and metres gained

First Arrow shows distance gain/loss from 2nd Qtr to 3rd Qtr, Second Arrow shows distance gain/loss from 3rd Qtr to Finish
Blue arrow indicates best gain in these quarters.



800

Visual positions in race at 2nd Quarter



400

Visual positions in race at 3rd Quarter

Wagga Riverina Race 8 Distance 1740m

Friday, 29 August 2025

Gross Time: 2:05.00 MileRate: 1:55.70 LeadTime: 8.60s First Qtr: 29.20s Second Qtr: 30.00s Third Qtr: 28.90s Fourth Qtr: 28.30s

DATA TABLE: 800 / 400 Posi's are position from leader and (how wide the horse was at that position)

No	Horse	Plc	Mar	800 Posi	400 Posi	Time	3rd Qtr	4th Qt
1	Our Rebel Yell	1	0.0m	4.6m (0)	4.2m (0)	2:05.00	28.87s	28.00s
9	Jimmy James Maguire	2	0.8m	8.8m (0)	8.4m (0)	2:05.06	28.87s	27.77s
2	Yukon Be Serious	3	2.6m	0.0m (0)	0.0m (0)	2:05.19	28.90s	28.48s
7	Carlo Gambino	4	3.0m	10.8m (1)	9.2m (1)	2:05.22	28.78s	27.86s
8	Guilty Party	5	3.8m	15.0m (1)	13.4m (1)	2:05.28	28.78s	27.62s
10	Zenxena	6	4.8m	6.6m (1)	5.0m (1)	2:05.36	28.79s	28.29s
5	Raging Sea	7	4.9m	2.4m (1)	1.0m (1)	2:05.36	28.80s	28.57s
3	Messerati	8	6.4m	19.6m (1)	17.4m (1)	2:05.48	28.74s	27.53s
6	Captain Tom	9	9.1m	25.2m (0)	19.4m (0)	2:05.68	28.48s	27.58s
4	Just Rollyourown	10	117.2m	45.0m (0)	80.0m (0)	2:13.71	31.42s	30.92s

Finish Position and metres gained

First Arrow shows distance gain/loss from 2nd Qtr to 3rd Qtr, Second Arrow shows distance gain/loss from 3rd Qtr to Finish Blue arrow indicates best gain in these quarters.

