

# Menangle Race 1 Distance 1609m

Saturday, 30 August 2025

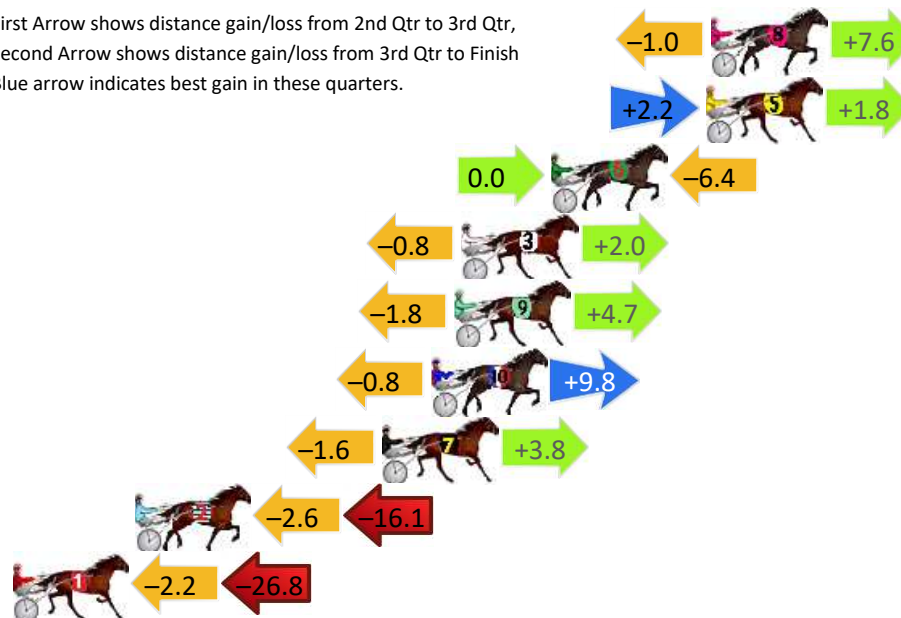
Gross Time: 1:51.60 MileRate: 1:51.60 LeadTime: 0.00s First Qtr: 27.60s Second Qtr: 30.00s Third Qtr: 27.10s Fourth Qtr: 26.90s

DATA TABLE: 800 / 400 Posi's are position from leader and (how wide the horse was at that position)

No	Horse	Plc	Mar	800 Posi	400 Posi	Time	3rd Qtr	4th Qt
8	Our Sweet Delight	1	0.0m	6.6m (1)	7.6m (1)	1:51.60	27.17s	26.39s
5	Sao Paulo Simba	2	0.2m	4.2m (2)	2.0m (1)	1:51.61	26.95s	26.78s
6	Sinaloa	3	6.4m	0.0m (0)	0.0m (0)	1:52.05	27.10s	27.33s
3	Justa Dragon	4	10.0m	11.2m (1)	12.0m (1)	1:52.31	27.15s	26.77s
9	Lets Turn It On	5	10.3m	13.2m (0)	15.0m (0)	1:52.33	27.22s	26.59s
10	Fashion Icon	6	11.2m	20.2m (1)	21.0m (1)	1:52.39	27.15s	26.24s
7	Tooram Magic	7	13.2m	15.4m (1)	17.0m (1)	1:52.54	27.21s	26.65s
2	Luke John	8	23.1m	4.4m (0)	7.0m (0)	1:53.24	27.28s	27.98s
1	First Class	9	37.8m	8.8m (0)	11.0m (0)	1:54.28	27.25s	28.69s

## Finish Position and metres gained

First Arrow shows distance gain/loss from 2nd Qtr to 3rd Qtr,  
Second Arrow shows distance gain/loss from 3rd Qtr to Finish  
Blue arrow indicates best gain in these quarters.



Visual positions in race at 2nd Quarter



Visual positions in race at 3rd Quarter

# Menangle Race 2 Distance 2300m

Saturday, 30 August 2025

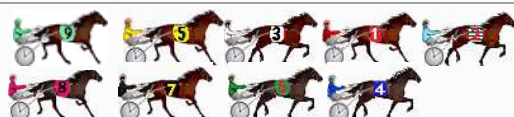
Gross Time: 2:44.30 MileRate: 1:54.90 LeadTime: 50.20s First Qtr: 30.00s Second Qtr: 29.30s Third Qtr: 27.50s Fourth Qtr: 27.30s

DATA TABLE: 800 / 400 Posi's are position from leader and (how wide the horse was at that position)

No	Horse	Plc	Mar	800 Posi	400 Posi	Time	3rd Qtr	4th Qt
6	Donegal Luther	1	0.0m	7.8m (1)	8.2m (2)	2:44.30	27.53s	26.74s
1	Caulonia Courage	2	2.2m	4.0m (0)	4.4m (0)	2:44.46	27.53s	27.15s
7	Dance And Deliver	3	2.3m	12.2m (1)	12.2m (2)	2:44.47	27.50s	26.63s
2	Craftmans Charlie	4	3.5m	0.0m (0)	0.0m (0)	2:44.55	27.50s	27.54s
5	Double Act	5	3.8m	12.0m (0)	12.6m (0)	2:44.57	27.54s	26.70s
8	Roclea Image	6	4.4m	16.6m (1)	16.2m (2)	2:44.62	27.47s	26.50s
3	Sheffield Sparky	7	4.8m	8.0m (0)	8.6m (0)	2:44.64	27.54s	27.04s
9	Jiliby Fabio	8	6.2m	16.4m (0)	16.6m (0)	2:44.75	27.51s	26.59s
4	Ravishing Sloy	9	11.2m	3.8m (1)	4.2m (1)	2:45.10	27.53s	27.78s

## Finish Position and metres gained

First Arrow shows distance gain/loss from 2nd Qtr to 3rd Qtr,  
Second Arrow shows distance gain/loss from 3rd Qtr to Finish  
Blue arrow indicates best gain in these quarters.



800

Visual positions in race at 2nd Quarter



400

Visual positions in race at 3rd Quarter



Powered by



Harness Analyser

Sectional Analysis Software

Not just form | Free Trial

[www.facebook.com/PJHarnessRacing](http://www.facebook.com/PJHarnessRacing)



RISE Digital, Harness Racing Australia nor the provider accepts any responsibility for the completeness or accuracy of any of the information contained herein, and makes no representations about its suitability for any particular purpose. Users should make their own judgements about those matters and/or seek independent advice. You assume all risks associated with use of data provided on this page

# Menangle Race 3 Distance 2300m

Saturday, 30 August 2025



Gross Time: 2:43.20 MileRate: 1:54.20 LeadTime: 48.20s First Qtr: 30.00s Second Qtr: 29.90s Third Qtr: 28.00s Fourth Qtr: 27.10s

DATA TABLE: 800 / 400 Posi's are position from leader and (how wide the horse was at that position)

No	Horse	Plc	Mar	800 Posi	400 Posi	Time	3rd Qtr	4th Qt
4	Tuapeka Lou	1	0.0m	0.0m (0)	0.0m (0)	2:43.20	28.00s	27.10s
7	Maurlen Boy	2	4.2m	6.8m (1)	3.0m (1)	2:43.50	27.74s	27.18s
8	Montefiore	3	5.3m	10.8m (1)	7.2m (1)	2:43.58	27.75s	26.97s
11	Golly Gee Fellas	4	8.0m	19.0m (1)	15.6m (1)	2:43.77	27.76s	26.59s
10	Vincentius Maximus	5	10.5m	15.0m (1)	11.6m (1)	2:43.95	27.77s	27.03s
1	Luvareschs	6	12.2m	8.2m (0)	8.6m (0)	2:44.07	28.03s	27.34s
6	Chicago Bart	7	12.9m	4.2m (0)	4.0m (0)	2:44.12	28.00s	27.70s
5	Always Be Chaps	8	15.0m	20.8m (0)	20.4m (1)	2:44.27	27.97s	26.74s
3	Promising	9	20.5m	16.4m (0)	18.6m (0)	2:44.66	28.15s	27.23s
9	Duty Of Care	10	49.5m	12.2m (0)	14.4m (0)	2:46.73	28.19s	29.46s

## Finish Position and metres gained

First Arrow shows distance gain/loss from 2nd Qtr to 3rd Qtr,  
Second Arrow shows distance gain/loss from 3rd Qtr to Finish  
Blue arrow indicates best gain in these quarters.



800

Visual positions in race at 2nd Quarter



400

Visual positions in race at 3rd Quarter



Powered by



Harness Analyser

Sectional Analysis Software

Not just form | Free Trial

[www.facebook.com/PJHarnessRacing](http://www.facebook.com/PJHarnessRacing)



RISE Digital, Harness Racing Australia nor the provider accepts any responsibility for the completeness or accuracy of any of the information contained herein, and makes no representations about its suitability for any particular purpose. Users should make their own judgements about those matters and/or seek independent advice. You assume all risks associated with use of data provided on this page

# Menangle Race 4 Distance 1609m

Saturday, 30 August 2025

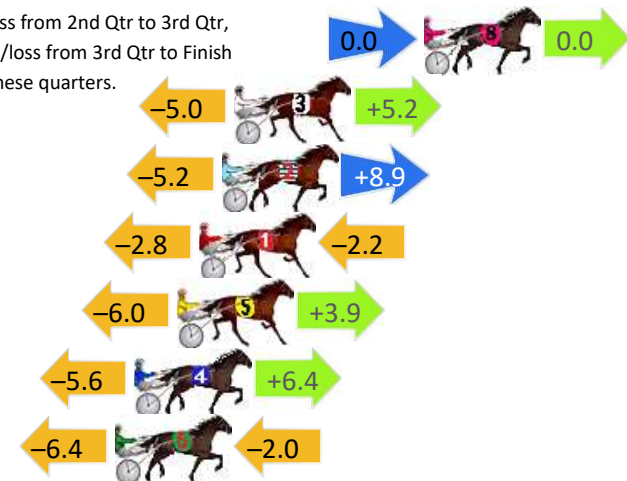
Gross Time: 1:50.90 MileRate: 1:50.90 LeadTime: 0.00s First Qtr: 27.40s Second Qtr: 29.30s Third Qtr: 27.40s Fourth Qtr: 26.80s

DATA TABLE: 800 / 400 Posi's are position from leader and (how wide the horse was at that position)

NoHorse	Plc	Mar	800 Posi	400 Posi	Time	3rd Qtr	4th Qt
8 Horn Player	1	0.0m	0.0m (0)	0.0m (0)	1:50.90	27.40s	26.80s
3 Major Perry	2	7.6m	7.8m (0)	12.8m (0)	1:51.44	27.73s	26.45s
2 Kanena Provlima	3	8.1m	11.8m (0)	17.0m (0)	1:51.47	27.74s	26.21s
1 Terry	4	9.0m	4.0m (0)	6.8m (0)	1:51.54	27.59s	26.95s
5 Skylord	5	9.9m	7.8m (1)	13.8m (2)	1:51.60	27.80s	26.54s
4 Rock N Roll Doo	6	11.6m	12.4m (1)	18.0m (2)	1:51.72	27.77s	26.37s
6 Jewel Melody	7	12.4m	4.0m (1)	10.4m (1)	1:51.78	27.83s	26.93s

## Finish Position and metres gained

First Arrow shows distance gain/loss from 2nd Qtr to 3rd Qtr,  
Second Arrow shows distance gain/loss from 3rd Qtr to Finish  
Blue arrow indicates best gain in these quarters.



800

Visual positions in race at 2nd Quarter



400

Visual positions in race at 3rd Quarter



Powered by



Harness Analyser

Sectional Analysis Software

Not just form | Free Trial

[www.facebook.com/PJHarnessRacing](http://www.facebook.com/PJHarnessRacing)



RISE Digital, Harness Racing Australia nor the provider accepts any responsibility for the completeness or accuracy of any of the information contained herein, and makes no representations about its suitability for any particular purpose. Users should make their own judgements about those matters and/or seek independent advice. You assume all risks associated with use of data provided on this page



# Menangle Race 5 Distance 1609m

Saturday, 30 August 2025

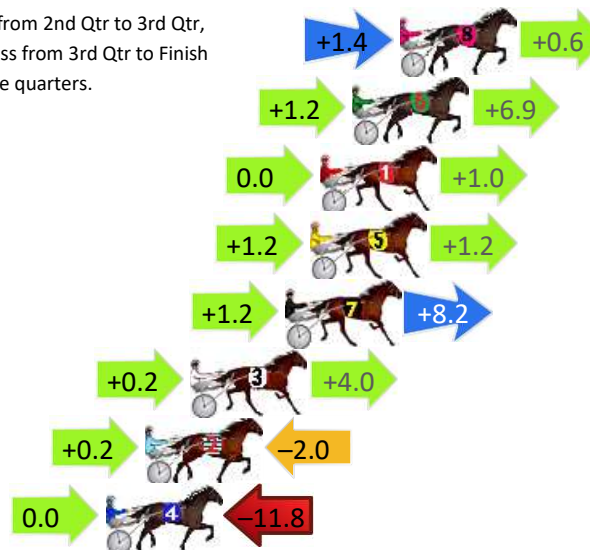
Gross Time: 1:49.90 MileRate: 1:49.90 LeadTime: 0.00s First Qtr: 26.60s Second Qtr: 28.80s Third Qtr: 27.20s Fourth Qtr: 27.30s

DATA TABLE: 800 / 400 Posi's are position from leader and (how wide the horse was at that position)

No	Horse	Plc	Mar	800 Posi	400 Posi	Time	3rd Qtr	4th Qt
8	Eye Keep Smiling	1	0.0m	2.0m (1)	0.6m (1)	1:49.90	27.11s	27.26s
6	Classic Mission	2	1.9m	10.0m (1)	8.8m (2)	1:50.04	27.12s	26.83s
1	Ripp	3	3.2m	4.2m (0)	4.2m (0)	1:50.13	27.20s	27.23s
5	Ardens Ace	4	3.6m	6.0m (1)	4.8m (2)	1:50.16	27.12s	27.22s
7	Cya Art	5	4.6m	14.0m (1)	12.8m (3)	1:50.23	27.12s	26.74s
3	Petes Said So	6	8.4m	12.6m (0)	12.4m (0)	1:50.50	27.19s	27.03s
2	Montalbano	7	10.2m	8.4m (0)	8.2m (0)	1:50.63	27.19s	27.44s
4	Nyack	8	11.8m	0.0m (0)	0.0m (0)	1:50.75	27.20s	28.10s

## Finish Position and metres gained

First Arrow shows distance gain/loss from 2nd Qtr to 3rd Qtr,  
Second Arrow shows distance gain/loss from 3rd Qtr to Finish  
Blue arrow indicates best gain in these quarters.



800

Visual positions in race at 2nd Quarter



400

Visual positions in race at 3rd Quarter



Powered by



Harness Analyser

Sectional Analysis Software

Not just form | Free Trial

[www.facebook.com/PJHarnessRacing](http://www.facebook.com/PJHarnessRacing)



RISE Digital, Harness Racing Australia nor the provider accepts any responsibility for the completeness or accuracy of any of the information contained herein, and makes no representations about its suitability for any particular purpose. Users should make their own judgements about those matters and/or seek independent advice. You assume all risks associated with use of data provided on this page

# Menangle Race 6 Distance 2300m

Saturday, 30 August 2025


Gross Time: 2:50.80 MileRate: 1:59.00 LeadTime: 52.80s First Qtr: 30.10s Second Qtr: 29.60s Third Qtr: 29.60s Fourth Qtr: 28.70s

DATA TABLE: 800 / 400 Posi's are position from leader and (how wide the horse was at that position)

NoHorse	Plc	Mar	800 Posi	400 Posi	Time	3rd Qtr	4th Qt
9 Rakero Blaze	1	0.0m	0.0m (0)	0.0m (0)	2:50.80	29.60s	28.70s
6 Jungle Eyes	2	6.4m	13.0m (0)	12.4m (1)	2:51.28	29.55s	28.27s
2 Malibuu	3	7.7m	8.6m (0)	8.0m (1)	2:51.38	29.56s	28.68s
7 Courage Stride	4	14.3m	21.0m (0)	20.2m (0)	2:51.88	29.54s	28.28s
4 Speedy Lover	5	21.1m	12.4m (1)	14.4m (4)	2:52.39	29.75s	29.18s
8 Sunny Gee	6	30.0m	20.6m (1)	23.4m (1)	2:53.06	29.81s	29.17s
1 Aldebaran Jensen	7	30.7m	17.0m (0)	16.0m (2)	2:53.11	29.54s	29.75s
10 Sheetweb Weaver	8	31.4m	7.6m (1)	11.8m (3)	2:53.17	29.93s	30.10s
5 Affaire De Cover	9	36.5m	3.4m (1)	8.6m (2)	2:53.55	30.01s	30.69s
11 Toro Stride	10	46.3m	16.6m (1)	18.4m (3)	2:54.29	29.76s	30.69s
3 Hes A Hammer	11	73.3m	4.4m (0)	4.0m (1)	2:56.32	29.65s	33.64s

## Finish Position and metres gained

First Arrow shows distance gain/loss from 2nd Qtr to 3rd Qtr,  
Second Arrow shows distance gain/loss from 3rd Qtr to Finish  
Blue arrow indicates best gain in these quarters.



800

Visual positions in race at 2nd Quarter



400

Visual positions in race at 3rd Quarter



Powered by



Harness Analyser

Sectional Analysis Software

Not just form | Free Trial

[www.facebook.com/PJHarnessRacing](http://www.facebook.com/PJHarnessRacing)



RISE Digital, Harness Racing Australia nor the provider accepts any responsibility for the completeness or accuracy of any of the information contained herein, and makes no representations about its suitability for any particular purpose. Users should make their own judgements about those matters and/or seek independent advice. You assume all risks associated with use of data provided on this page

# Menangle Race 7 Distance 2300m

Saturday, 30 August 2025

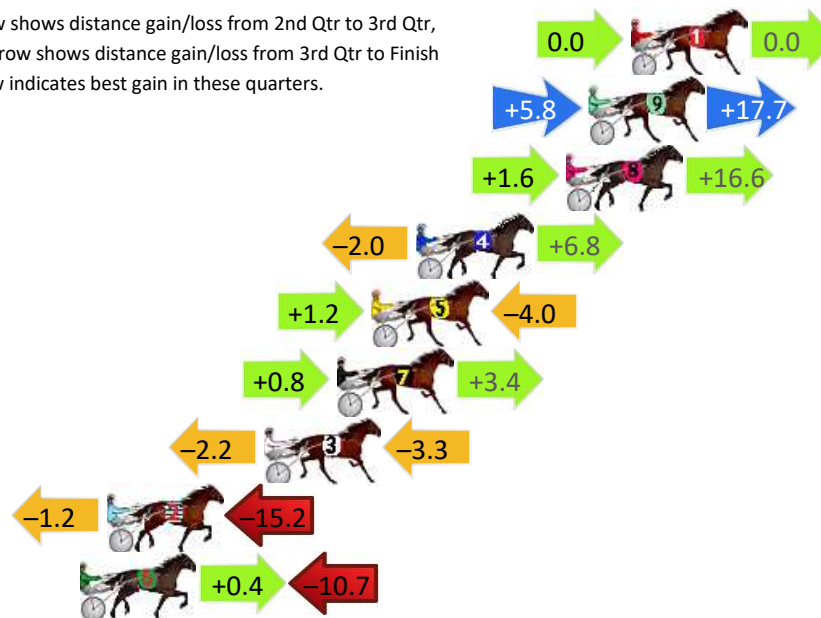
Gross Time: 2:43.70 MileRate: 1:54.50 LeadTime: 49.70s First Qtr: 29.80s Second Qtr: 28.90s Third Qtr: 27.10s Fourth Qtr: 28.20s

DATA TABLE: 800 / 400 Posi's are position from leader and (how wide the horse was at that position)

No	Horse	Plc	Mar	800 Posi	400 Posi	Time	3rd Qtr	4th Qt
1	Van Basten	1	0.0m	0.0m (0)	0.0m (0)	2:43.70	27.10s	28.20s
9	Bainbridge	2	1.7m	25.2m (1)	19.4m (1)	2:43.83	26.73s	26.96s
8	Spirit Of Arion	3	2.6m	20.8m (1)	19.2m (2)	2:43.89	27.01s	27.04s
4	Unfazed	4	8.6m	13.4m (0)	15.4m (0)	2:44.34	27.25s	27.72s
5	Lamandier	5	10.4m	7.6m (1)	6.4m (1)	2:44.47	27.01s	28.48s
7	Dougs Platter	6	11.8m	16.0m (1)	15.2m (2)	2:44.57	27.05s	27.96s
3	Ooga Chaka	7	14.7m	9.2m (0)	11.4m (0)	2:44.79	27.25s	28.43s
2	Mick Danger	8	21.0m	4.6m (0)	5.8m (0)	2:45.26	27.16s	29.27s
6	Fire Fox	9	22.1m	11.8m (1)	11.4m (1)	2:45.34	27.06s	28.95s

## Finish Position and metres gained

First Arrow shows distance gain/loss from 2nd Qtr to 3rd Qtr,  
Second Arrow shows distance gain/loss from 3rd Qtr to Finish  
Blue arrow indicates best gain in these quarters.



800

Visual positions in race at 2nd Quarter



400

Visual positions in race at 3rd Quarter



Powered by



Harness Analyser

Sectional Analysis Software

Not just form | Free Trial

[www.facebook.com/PJHarnessRacing](http://www.facebook.com/PJHarnessRacing)



RISE Digital, Harness Racing Australia nor the provider accepts any responsibility for the completeness or accuracy of any of the information contained herein, and makes no representations about its suitability for any particular purpose. Users should make their own judgements about those matters and/or seek independent advice. You assume all risks associated with use of data provided on this page

# Menangle Race 8 Distance 1609m

Saturday, 30 August 2025

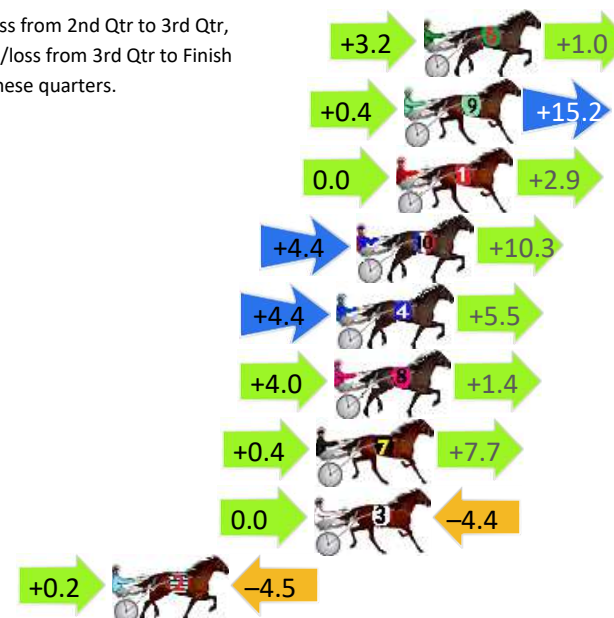
Gross Time: 1:53.00 MileRate: 1:53.00 LeadTime: 0.00s First Qtr: 27.50s Second Qtr: 29.80s Third Qtr: 28.00s Fourth Qtr: 27.70s

DATA TABLE: 800 / 400 Posi's are position from leader and (how wide the horse was at that position)

No	Horse	Plc	Mar	800 Posi	400 Posi	Time	3rd Qtr	4th Qt
6	Shez The Reason	1	0.0m	4.2m (1)	1.0m (1)	1:53.00	27.78s	27.63s
9	Springfield Affair	2	0.8m	16.4m (0)	16.0m (0)	1:53.06	27.97s	26.65s
1	Jalaneel	3	1.1m	4.0m (0)	4.0m (0)	1:53.08	28.00s	27.50s
10	Sahara Sirocco	4	2.7m	17.4m (1)	13.0m (1)	1:53.20	27.69s	26.99s
4	Gipsy Princess	5	3.5m	13.4m (1)	9.0m (1)	1:53.26	27.69s	27.32s
8	Bartello	6	3.6m	9.0m (1)	5.0m (1)	1:53.26	27.72s	27.60s
7	Tomahawk Bart	7	4.3m	12.4m (0)	12.0m (0)	1:53.31	27.97s	27.17s
3	Force Full	8	4.4m	0.0m (0)	0.0m (0)	1:53.32	28.00s	28.00s
2	American Hammer	9	12.5m	8.2m (0)	8.0m (0)	1:53.91	27.99s	28.01s

## Finish Position and metres gained

First Arrow shows distance gain/loss from 2nd Qtr to 3rd Qtr,  
Second Arrow shows distance gain/loss from 3rd Qtr to Finish  
Blue arrow indicates best gain in these quarters.



800

Visual positions in race at 2nd Quarter



400

Visual positions in race at 3rd Quarter

