

# Menangle Race 1 Distance 1609m

Monday, 15 September 2025



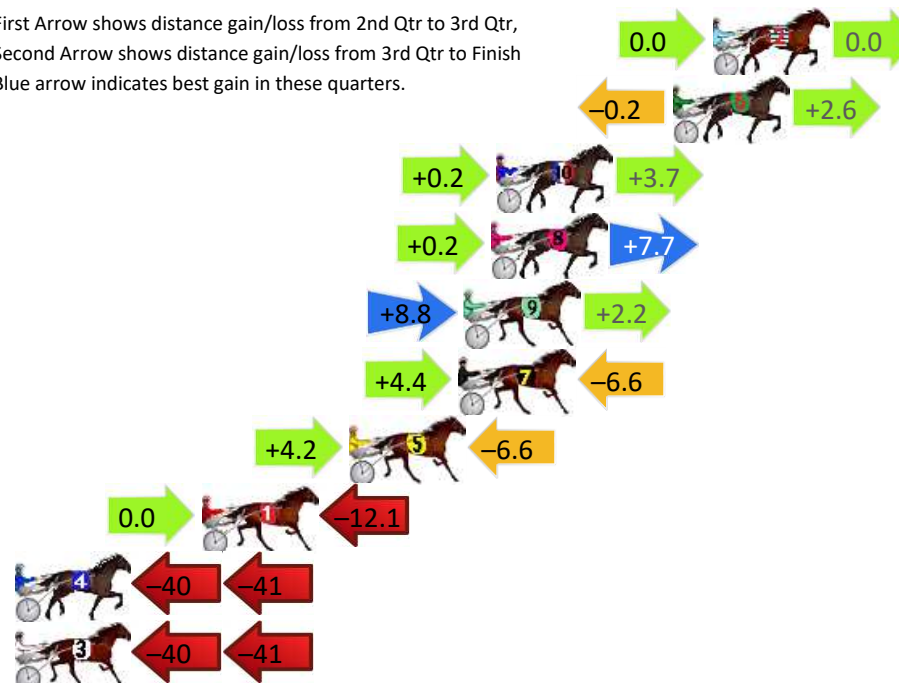
Gross Time: 1:55.60 MileRate: 1:55.60 LeadTime: 0.00s First Qtr: 28.40s Second Qtr: 29.20s Third Qtr: 29.10s Fourth Qtr: 28.90s

DATA TABLE: 800 / 400 Posi's are position from leader and (how wide the horse was at that position)

NoHorse	Plc	Mar	800 Posi	400 Posi	Time	3rd Qtr	4th Qt
2 Pesco Pollo	1	0.0m	0.0m (0)	0.0m (0)	1:55.60	29.10s	28.90s
6 Prohibited Love	2	1.6m	4.0m (0)	4.2m (0)	1:55.72	29.11s	28.71s
10 Chief Runningcloud	3	8.7m	12.6m (0)	12.4m (0)	1:56.26	29.08s	28.63s
8 Cochy Malc	4	8.9m	16.8m (0)	16.6m (1)	1:56.28	29.08s	28.35s
9 Gunner	5	10.0m	21.0m (0)	12.2m (1)	1:56.36	28.47s	28.74s
7 Aldebaran Jensen	6	10.2m	8.0m (1)	3.6m (1)	1:56.37	28.78s	29.37s
5 Kyvalley Michael	7	14.6m	12.2m (1)	8.0m (1)	1:56.71	28.80s	29.37s
1 Nothing I Want	8	20.5m	8.4m (0)	8.4m (0)	1:57.15	29.10s	29.77s
4 Itz Trixton Time	9	240.9m	160.0m (0)	200.0m (0)	2:13.87	31.99s	31.84s
3 Ewing	10	245.6m	165.0m (0)	205.0m (0)	2:14.23	31.99s	31.82s

## Finish Position and metres gained

First Arrow shows distance gain/loss from 2nd Qtr to 3rd Qtr,  
Second Arrow shows distance gain/loss from 3rd Qtr to Finish  
Blue arrow indicates best gain in these quarters.



# Menangle Race 2 Distance 1609m

Monday, 15 September 2025


Gross Time: 1:53.30 MileRate: 1:53.30 LeadTime: 0.00s First Qtr: 26.50s Second Qtr: 29.40s Third Qtr: 28.40s Fourth Qtr: 29.00s

DATA TABLE: 800 / 400 Posi's are position from leader and (how wide the horse was at that position)

No	Horse	Plc	Mar	800 Posi	400 Posi	Time	3rd Qtr	4th Qt
5	Michael Caine	1	0.0m	20.4m (0)	22.0m (0)	1:53.30	28.53s	27.41s
7	King Corey	2	0.2m	8.4m (0)	8.8m (0)	1:53.32	28.43s	28.38s
4	Be My Rock	3	0.9m	4.0m (0)	4.4m (0)	1:53.37	28.43s	28.75s
9	My Great Eight	4	3.3m	24.6m (1)	15.8m (2)	1:53.55	27.78s	28.10s
8	Will I Am	5	7.1m	0.0m (0)	0.0m (0)	1:53.84	28.39s	29.51s
6	Mickey Be Nimble	6	9.1m	20.0m (1)	11.6m (1)	1:53.99	27.80s	28.82s
3	Parallel	7	9.9m	15.6m (1)	7.6m (1)	1:54.05	27.83s	29.17s
10	Halloween	8	10.5m	29.0m (1)	20.2m (2)	1:54.10	27.78s	28.30s
2	Classicmajor	9	19.6m	16.0m (0)	17.8m (0)	1:54.79	28.53s	29.13s
1	Bellrivergirl	10	21.5m	12.2m (0)	13.2m (0)	1:54.94	28.47s	29.60s

## Finish Position and metres gained

First Arrow shows distance gain/loss from 2nd Qtr to 3rd Qtr, Second Arrow shows distance gain/loss from 3rd Qtr to Finish Blue arrow indicates best gain in these quarters.



800

Visual positions in race at 2nd Quarter



400

Visual positions in race at 3rd Quarter

# Menangle Race 3 Distance 1609m

Monday, 15 September 2025


Gross Time: 1:53.00 MileRate: 1:53.00 LeadTime: 0.00s First Qtr: 27.90s Second Qtr: 29.90s Third Qtr: 28.20s Fourth Qtr: 27.00s

DATA TABLE: 800 / 400 Posi's are position from leader and (how wide the horse was at that position)

NoHorse	Plc	Mar	800 Posi	400 Posi	Time	3rd Qtr	4th Qt
10 Mister Jones	1	0.0m	0.0m (0)	0.0m (0)	1:53.00	28.20s	27.00s
1 Explosive Bronski	2	5.8m	4.0m (0)	4.0m (0)	1:53.41	28.20s	27.12s
3 Longtan Viper	3	7.4m	7.0m (1)	4.0m (1)	1:53.53	28.00s	27.23s
7 Ebony Storm	4	13.4m	16.0m (1)	13.2m (1)	1:53.95	28.01s	27.01s
2 Jeffcoate	5	14.1m	8.6m (0)	8.6m (0)	1:54.00	28.21s	27.37s
6 A Vapar Storm	6	19.0m	17.4m (0)	17.4m (0)	1:54.35	28.20s	27.11s
9 Sylvia Kay	7	21.3m	13.0m (0)	13.0m (0)	1:54.51	28.21s	27.56s
4 Spirit King	8	23.1m	11.4m (1)	9.2m (1)	1:54.64	28.07s	27.93s
8 Agiftfromtheangels	9	24.2m	21.6m (1)	18.8m (1)	1:54.72	28.02s	27.36s

## Finish Position and metres gained

First Arrow shows distance gain/loss from 2nd Qtr to 3rd Qtr,  
Second Arrow shows distance gain/loss from 3rd Qtr to Finish  
Blue arrow indicates best gain in these quarters.



800

Visual positions in race at 2nd Quarter



400

Visual positions in race at 3rd Quarter



Powered by



Harness Analyser

Sectional Analysis Software

Not just form | Free Trial

[www.facebook.com/PJHarnessRacing](http://www.facebook.com/PJHarnessRacing)



RISE Digital, Harness Racing Australia nor the provider accepts any responsibility for the completeness or accuracy of any of the information contained herein, and makes no representations about its suitability for any particular purpose. Users should make their own judgements about those matters and/or seek independent advice. You assume all risks associated with use of data provided on this page

# Menangle Race 4 Distance 1609m

Monday, 15 September 2025



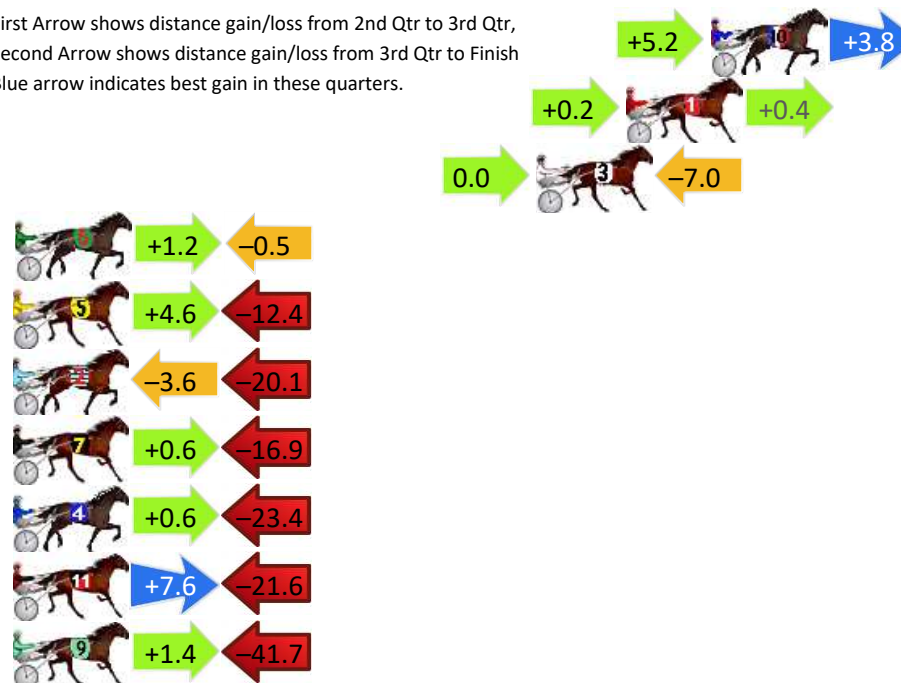
Gross Time: 1:51.00 MileRate: 1:51.00 LeadTime: 0.00s First Qtr: 27.70s Second Qtr: 28.60s Third Qtr: 27.30s Fourth Qtr: 27.40s

DATA TABLE: 800 / 400 Posi's are position from leader and (how wide the horse was at that position)

No	Horse	Plc	Mar	800 Posi	400 Posi	Time	3rd Qtr	4th Qt
10	Sparkling Sea	1	0.0m	9.0m (1)	3.8m (2)	1:51.00	26.95s	27.14s
1	One More Reason	2	3.4m	4.0m (0)	3.8m (1)	1:51.25	27.29s	27.37s
3	Oshley	3	7.0m	0.0m (0)	0.0m (0)	1:51.50	27.30s	27.88s
6	I Am Ravishing	4	27.9m	28.6m (0)	27.4m (0)	1:53.01	27.22s	27.43s
5	Favoured Grace	5	29.6m	21.8m (0)	17.2m (0)	1:53.13	26.99s	28.24s
2	Tonys Dream	6	32.9m	9.2m (0)	12.8m (0)	1:53.37	27.54s	28.77s
7	Wat On Earth	7	34.3m	18.0m (1)	17.4m (1)	1:53.47	27.26s	28.55s
4	Midnight Haze	8	36.6m	13.8m (1)	13.2m (1)	1:53.64	27.26s	28.99s
11	Rubateeki	9	55.8m	41.8m (0)	34.2m (1)	1:55.02	26.78s	28.87s
9	Bee My Lover	10	74.5m	34.2m (0)	32.8m (0)	1:56.37	27.20s	30.24s

## Finish Position and metres gained

First Arrow shows distance gain/loss from 2nd Qtr to 3rd Qtr,  
Second Arrow shows distance gain/loss from 3rd Qtr to Finish  
Blue arrow indicates best gain in these quarters.



# Menangle Race 5 Distance 1609m

Monday, 15 September 2025




Gross Time: 1:50.00 MileRate: 1:50.00 LeadTime: 0.00s First Qtr: 27.00s Second Qtr: 27.70s Third Qtr: 27.70s Fourth Qtr: 27.60s

DATA TABLE: 800 / 400 Posi's are position from leader and (how wide the horse was at that position)

No	Horse	Plc	Mar	800 Posi	400 Posi	Time	3rd Qtr	4th Qt
8	Hollywood Strip	1	0.0m	0.0m (0)	0.0m (0)	1:50.00	27.70s	27.60s
7	Nocturnal	2	12.1m	4.6m (0)	4.6m (0)	1:50.88	27.70s	28.11s
12	A Buck Ten	3	22.3m	35.0m (1)	25.4m (1)	1:51.62	27.04s	27.39s
6	Classic Chip	4	22.6m	10.0m (0)	9.2m (0)	1:51.64	27.65s	28.52s
9	Sentosar	5	24.4m	15.8m (1)	10.2m (2)	1:51.77	27.32s	28.57s
11	Rock With The Best	6	29.3m	21.0m (1)	16.2m (2)	1:52.13	27.37s	28.50s
10	Lochinvar Leader	7	31.6m	28.8m (1)	21.0m (1)	1:52.29	27.17s	28.33s
1	Lewie Kelly	8	32.4m	14.4m (0)	13.8m (0)	1:52.35	27.66s	28.88s
5	San Sebastian	9	62.3m	10.2m (1)	12.0m (1)	1:54.52	27.83s	31.05s
3	Covered In Gold	10	66.1m	20.6m (0)	21.8m (0)	1:54.80	27.79s	30.64s

## Finish Position and metres gained

First Arrow shows distance gain/loss from 2nd Qtr to 3rd Qtr,  
Second Arrow shows distance gain/loss from 3rd Qtr to Finish  
Blue arrow indicates best gain in these quarters.



# Menangle Race 6 Distance 1609m

Monday, 15 September 2025


Gross Time: 1:50.70 MileRate: 1:50.70 LeadTime: 0.00s First Qtr: 27.10s Second Qtr: 28.60s Third Qtr: 27.40s Fourth Qtr: 27.60s

DATA TABLE: 800 / 400 Posi's are position from leader and (how wide the horse was at that position)

No	Horse	Plc	Mar	800 Posi	400 Posi	Time	3rd Qtr	4th Qt
8	Lieutenant Arden	1	0.0m	0.0m (0)	0.0m (0)	1:50.70	27.40s	27.60s
4	Startin To Gogh	2	8.0m	4.4m (0)	4.6m (0)	1:51.28	27.41s	27.83s
9	Le Twist	3	26.5m	4.2m (1)	9.6m (1)	1:52.62	27.76s	28.76s
10	Guest Artist	4	32.9m	21.6m (1)	26.0m (2)	1:53.09	27.70s	28.07s
1	Ultra Bliss	5	33.6m	8.6m (0)	15.8m (0)	1:53.14	27.89s	28.82s
6	Paytons Rock	6	35.4m	17.0m (0)	24.2m (1)	1:53.27	27.89s	28.37s
3	Larrikin Lenny	7	36.0m	13.0m (0)	19.6m (1)	1:53.31	27.85s	28.73s
5	Snow Hunter	8	36.3m	8.6m (1)	15.0m (1)	1:53.34	27.83s	29.06s
2	Shark Dancer	9	40.0m	12.6m (1)	19.2m (2)	1:53.60	27.85s	29.03s
7	Theres Wally	10	48.0m	16.8m (1)	22.4m (3)	1:54.19	27.78s	29.36s

## Finish Position and metres gained

First Arrow shows distance gain/loss from 2nd Qtr to 3rd Qtr,  
Second Arrow shows distance gain/loss from 3rd Qtr to Finish  
Blue arrow indicates best gain in these quarters.



800

Visual positions in race at 2nd Quarter



400

Visual positions in race at 3rd Quarter



Powered by



Harness Analyser

Sectional Analysis Software

Not just form | Free Trial

[www.facebook.com/PJHarnessRacing](http://www.facebook.com/PJHarnessRacing)



RISE Digital, Harness Racing Australia nor the provider accepts any responsibility for the completeness or accuracy of any of the information contained herein, and makes no representations about its suitability for any particular purpose. Users should make their own judgements about those matters and/or seek independent advice. You assume all risks associated with use of data provided on this page

# Menangle Race 7 Distance 1609m

Monday, 15 September 2025


Gross Time: 1:51.10 MileRate: 1:51.10 LeadTime: 0.00s First Qtr: 27.20s Second Qtr: 28.00s Third Qtr: 27.00s Fourth Qtr: 28.90s

DATA TABLE: 800 / 400 Posi's are position from leader and (how wide the horse was at that position)

No	Horse	Plc	Mar	800 Posi	400 Posi	Time	3rd Qtr	4th Qt
8	Perun	1	0.0m	21.0m (1)	18.0m (2)	1:51.10	26.83s	27.61s
10	Outside Fighter	2	1.0m	16.8m (0)	17.4m (0)	1:51.18	27.08s	27.72s
3	Baltusrol	3	1.6m	8.6m (0)	8.6m (0)	1:51.22	27.02s	28.40s
2	Namaka	4	1.8m	4.0m (0)	4.4m (0)	1:51.24	27.03s	28.71s
4	Our Uncle Jim	5	2.0m	12.8m (0)	13.2m (0)	1:51.25	27.05s	28.10s
1	Sinaloa	6	2.3m	0.0m (0)	0.0m (0)	1:51.27	26.99s	29.07s
6	Vinke B	7	4.6m	6.4m (1)	5.6m (1)	1:51.45	26.95s	28.83s
5	Titian Raider	8	9.3m	11.2m (1)	9.4m (2)	1:51.81	26.88s	28.89s
7	American Hammer	9	9.4m	16.2m (1)	13.6m (2)	1:51.81	26.83s	28.60s
9	Corbie Stumbler	10	23.4m	21.6m (0)	24.4m (0)	1:52.87	27.20s	28.83s

## Finish Position and metres gained

First Arrow shows distance gain/loss from 2nd Qtr to 3rd Qtr, Second Arrow shows distance gain/loss from 3rd Qtr to Finish Blue arrow indicates best gain in these quarters.



Visual positions in race at 2nd Quarter



Visual positions in race at 3rd Quarter

# Menangle Race 8 Distance 1609m

Monday, 15 September 2025


Gross Time: 1:52.30 MileRate: 1:52.30 LeadTime: 0.00s First Qtr: 26.80s Second Qtr: 29.90s Third Qtr: 27.80s Fourth Qtr: 27.80s

DATA TABLE: 800 / 400 Posi's are position from leader and (how wide the horse was at that position)

No	Horse	Plc	Mar	800 Posi	400 Posi	Time	3rd Qtr	4th Qt
6	Unfazed	1	0.0m	14.4m (1)	4.4m (1)	1:52.30	27.11s	27.50s
5	Mach Da Vinci	2	2.6m	8.0m (0)	8.0m (0)	1:52.49	27.80s	27.43s
3	Sahara Sirocco	3	3.8m	10.0m (1)	0.4m (1)	1:52.58	27.14s	28.03s
2	Jordy	4	3.8m	12.4m (0)	12.0m (0)	1:52.58	27.77s	27.23s
9	Montalbano	5	4.9m	4.0m (0)	4.0m (0)	1:52.66	27.80s	27.86s
1	Red Reactor	6	6.0m	16.4m (0)	17.2m (0)	1:52.74	27.86s	27.03s
10	Master Catch	7	7.3m	19.0m (1)	15.2m (1)	1:52.83	27.54s	27.25s
4	Dangerous Threats	8	7.6m	20.4m (0)	21.2m (0)	1:52.86	27.86s	26.86s
8	Skylord	9	10.4m	0.0m (0)	0.0m (0)	1:53.06	27.80s	28.52s

## Finish Position and metres gained

First Arrow shows distance gain/loss from 2nd Qtr to 3rd Qtr, Second Arrow shows distance gain/loss from 3rd Qtr to Finish Blue arrow indicates best gain in these quarters.



800

Visual positions in race at 2nd Quarter



400

Visual positions in race at 3rd Quarter



Powered by



Harness Analyser

Sectional Analysis Software

Not just form | Free Trial

[www.facebook.com/PJHarnessRacing](http://www.facebook.com/PJHarnessRacing)



RISE Digital, Harness Racing Australia nor the provider accepts any responsibility for the completeness or accuracy of any of the information contained herein, and makes no representations about its suitability for any particular purpose. Users should make their own judgements about those matters and/or seek independent advice. You assume all risks associated with use of data provided on this page