

Goulburn Race 1 Distance 1710m

Tuesday, 16 September 2025



Gross Time: 2:09.80 MileRate: 2:02.10 LeadTime: 7.40s First Qtr: 32.10s Second Qtr: 30.40s Third Qtr: 29.50s Fourth Qtr: 30.40s

DATA TABLE: 800 / 400 Posi's are position from leader and (how wide the horse was at that position)


NoHorse	Plc	Mar	800 Posi	400 Posi	Time	3rd Qtr	4th Qt
4 Speaks Volumes	1	0.0m	0.0m (0)	0.0m (0)	2:09.80	29.50s	30.40s
7 Donnie Gal	2	12.0m	3.4m (1)	2.0m (1)	2:10.75	29.38s	31.16s
1 Onawingandaprayer	3	22.5m	4.2m (0)	5.6m (0)	2:11.59	29.59s	31.68s
8 In High Places	4	25.7m	17.6m (1)	18.0m (0)	2:11.85	29.52s	30.98s
9 Red Kermit	5	36.6m	9.6m (0)	12.0m (0)	2:12.71	29.65s	32.26s
6 Its All Right Now	6	66.5m	27.2m (0)	37.0m (1)	2:15.09	30.20s	32.63s
5 Jinan	7	87.6m	16.6m (0)	30.6m (0)	2:16.77	30.48s	34.71s
2 Majestic Connies	8	90.7m	22.2m (0)	31.8m (1)	2:17.02	30.15s	34.85s
3 Ellowen	9	119.9m	8.2m (1)	30.6m (2)	2:19.34	31.07s	37.15s

Finish Position and metres gained

First Arrow shows distance gain/loss from 2nd Qtr to 3rd Qtr,
Second Arrow shows distance gain/loss from 3rd Qtr to Finish
Blue arrow indicates best gain in these quarters.



Visual positions in race at 2nd Quarter



Visual positions in race at 3rd Quarter

Goulburn Race 2 Distance 1710m

Tuesday, 16 September 2025

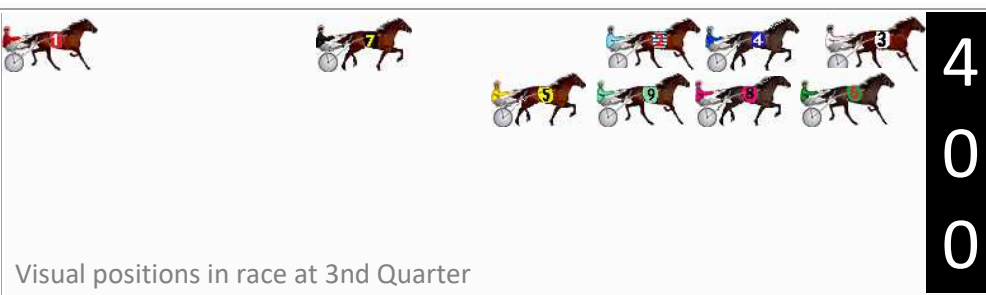

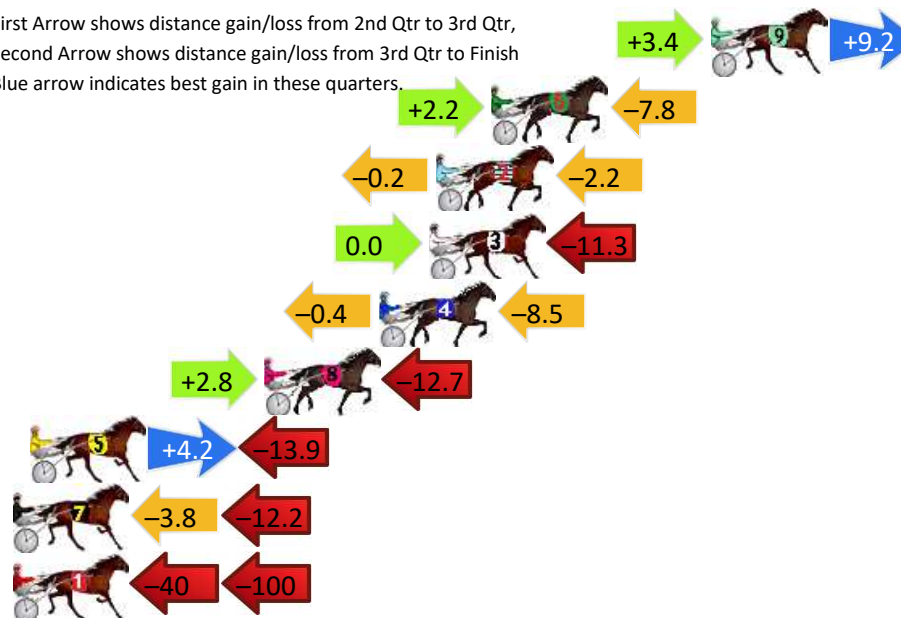
Gross Time: 2:07.50 MileRate: 2:00.00 LeadTime: 7.50s First Qtr: 32.00s Second Qtr: 29.30s Third Qtr: 28.70s Fourth Qtr: 30.00s

DATA TABLE: 800 / 400 Posi's are position from leader and (how wide the horse was at that position)

NoHorse	Plc	Mar	800 Posi	400 Posi	Time	3rd Qtr	4th Qt
9 Ideal Andy	1	0.0m	12.6m (1)	9.2m (1)	2:07.50	28.47s	29.31s
6 Syenite	2	8.8m	3.2m (1)	1.0m (1)	2:08.19	28.53s	30.58s
2 Roses Are Best	3	11.0m	8.6m (0)	8.8m (0)	2:08.36	28.71s	30.16s
3 Watch Africandance	4	11.3m	0.0m (0)	0.0m (0)	2:08.39	28.68s	30.84s
4 Arma The Great	5	13.3m	4.4m (0)	4.8m (0)	2:08.55	28.72s	30.63s
8 Itz Bad	6	17.9m	8.0m (1)	5.2m (1)	2:08.91	28.48s	30.95s
5 Get Us A Tinny	7	27.3m	17.6m (1)	13.4m (1)	2:09.65	28.37s	31.04s
7 Im The Sniper	8	32.6m	16.6m (0)	20.4m (0)	2:10.06	28.96s	30.91s
1 Solve The Crime	9	199.9m	60.0m (0)	100.0m (0)	2:23.21	31.46s	37.45s

Finish Position and metres gained

First Arrow shows distance gain/loss from 2nd Qtr to 3rd Qtr,
Second Arrow shows distance gain/loss from 3rd Qtr to Finish
Blue arrow indicates best gain in these quarters.



Goulburn Race 3 Distance 1710m

Tuesday, 16 September 2025



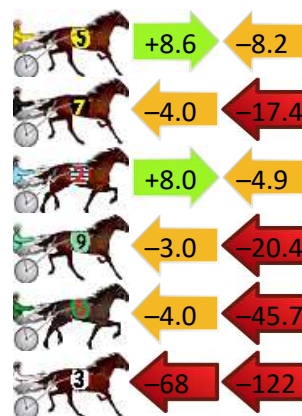
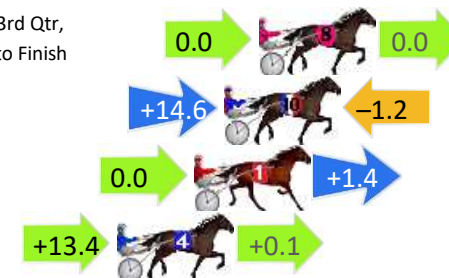
Gross Time: 2:06.90 MileRate: 1:59.40 LeadTime: 6.80s First Qtr: 30.70s Second Qtr: 29.60s Third Qtr: 29.80s Fourth Qtr: 30.00s

DATA TABLE: 800 / 400 Posi's are position from leader and (how wide the horse was at that position)

No	Horse	Plc	Mar	800 Posi	400 Posi	Time	3rd Qtr	4th Qt
8	Adelaide Bee Cee	1	0.0m	0.0m (0)	0.0m (0)	2:06.90	29.80s	30.00s
10	Rumour Stride	2	1.4m	14.8m (2)	0.2m (1)	2:07.01	28.71s	30.09s
1	Lunar Witch	3	2.6m	4.0m (0)	4.0m (0)	2:07.10	29.80s	29.90s
4	Charlenes Delight	4	5.7m	19.2m (1)	5.8m (1)	2:07.35	28.80s	29.99s
5	Sailor Made	5	30.8m	31.2m (0)	22.6m (1)	2:09.32	29.16s	30.61s
7	Americam	6	33.4m	12.0m (1)	16.0m (1)	2:09.52	30.09s	31.30s
2	Sweet Leila	7	34.9m	38.0m (0)	30.0m (0)	2:09.64	29.20s	30.37s
9	Imallattitude	8	40.0m	16.6m (0)	19.6m (0)	2:10.04	30.02s	31.52s
6	Eagleeye	9	57.7m	8.0m (0)	12.0m (0)	2:11.43	30.09s	33.41s
3	Adiradiva	10	201.9m	12.4m (0)	80.0m (0)	2:22.77	34.79s	39.09s

Finish Position and metres gained

First Arrow shows distance gain/loss from 2nd Qtr to 3rd Qtr,
Second Arrow shows distance gain/loss from 3rd Qtr to Finish
Blue arrow indicates best gain in these quarters.



Goulburn Race 4 Distance 1710m

Tuesday, 16 September 2025


Gross Time: 2:04.90 MileRate: 1:57.50 LeadTime: 6.70s First Qtr: 30.90s Second Qtr: 29.00s Third Qtr: 28.30s Fourth Qtr: 30.00s

DATA TABLE: 800 / 400 Posi's are position from leader and (how wide the horse was at that position)

No	Horse	Plc	Mar	800 Posi	400 Posi	Time	3rd Qtr	4th Qt
5	Sinbad Sassy	1	0.0m	0.0m (0)	0.0m (0)	2:04.90	28.30s	30.00s
3	Honolulu Princess	2	0.5m	9.0m (0)	8.0m (0)	2:04.94	28.24s	29.44s
4	Leave It To Lucy	3	2.7m	3.0m (1)	0.4m (1)	2:05.11	28.11s	30.17s
8	Always A Sam	4	5.0m	17.0m (1)	7.4m (3)	2:05.29	27.61s	29.82s
1	Agentofgoodintent	5	5.5m	4.4m (0)	4.0m (0)	2:05.33	28.27s	30.11s
7	Rock An Rowa	6	11.5m	12.6m (1)	10.4m (1)	2:05.80	28.14s	30.08s
6	Goodtime Miki	7	11.7m	21.2m (1)	13.4m (2)	2:05.82	27.74s	29.87s
10	Slyx	8	19.2m	7.4m (1)	4.4m (2)	2:06.41	28.05s	31.10s
2	Garrys Larry	9	41.8m	18.0m (0)	21.6m (0)	2:08.18	28.52s	31.51s
9	Sir Knight	10	44.5m	13.2m (0)	16.0m (0)	2:08.40	28.44s	32.13s

Finish Position and metres gained

First Arrow shows distance gain/loss from 2nd Qtr to 3rd Qtr,
Second Arrow shows distance gain/loss from 3rd Qtr to Finish
Blue arrow indicates best gain in these quarters.



Visual positions in race at 2nd Quarter



Visual positions in race at 3rd Quarter

Goulburn Race 5 Distance 1710m

Tuesday, 16 September 2025

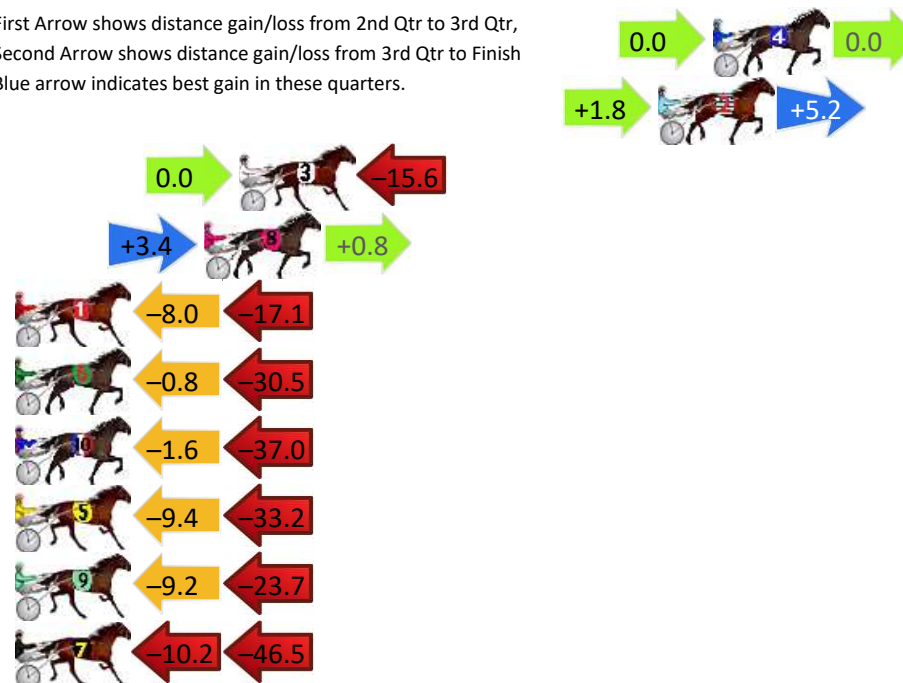
Gross Time: 2:05.20 MileRate: 1:57.80 LeadTime: 6.80s First Qtr: 30.70s Second Qtr: 28.70s Third Qtr: 28.30s Fourth Qtr: 30.70s

DATA TABLE: 800 / 400 Posi's are position from leader and (how wide the horse was at that position)

No	Horse	Plc	Mar	800 Posi	400 Posi	Time	3rd Qtr	4th Qt
4	Keayang Blue Jeans	1	0.0m	0.0m (0)	0.0m (0)	2:05.20	28.30s	30.70s
2	Sneak A Peek	2	2.2m	9.2m (1)	7.4m (0)	2:05.38	28.18s	30.30s
3	Weona Sir Vivor	3	19.0m	3.4m (1)	3.4m (1)	2:06.73	28.25s	31.89s
8	Bently Bullet	4	20.4m	24.6m (1)	21.2m (2)	2:06.84	28.05s	30.64s
1	The Poobah	5	41.1m	16.0m (0)	24.0m (0)	2:08.50	28.84s	32.01s
6	Dream To Dance	6	51.7m	20.4m (1)	21.2m (1)	2:09.35	28.27s	33.03s
10	Loyola Golf	7	52.8m	14.2m (1)	15.8m (1)	2:09.44	28.31s	33.52s
5	Letstacaboutit	8	53.2m	10.6m (0)	20.0m (0)	2:09.47	28.89s	33.23s
9	Always Be Brendan	9	53.3m	20.4m (0)	29.6m (1)	2:09.48	28.90s	32.51s
7	Just Rocknroll	10	62.5m	5.8m (0)	16.0m (0)	2:10.22	28.91s	34.25s

Finish Position and metres gained

First Arrow shows distance gain/loss from 2nd Qtr to 3rd Qtr,
Second Arrow shows distance gain/loss from 3rd Qtr to Finish
Blue arrow indicates best gain in these quarters.



800

Visual positions in race at 2nd Quarter



400

Visual positions in race at 3rd Quarter



Powered by



Harness Analyser

Sectional Analysis Software

Not just form | Free Trial

www.facebook.com/PJHarnessRacing



RISE Digital, Harness Racing Australia nor the provider accepts any responsibility for the completeness or accuracy of any of the information contained herein, and makes no representations about its suitability for any particular purpose. Users should make their own judgements about those matters and/or seek independent advice. You assume all risks associated with use of data provided on this page

Goulburn Race 6 Distance 1710m

Tuesday, 16 September 2025

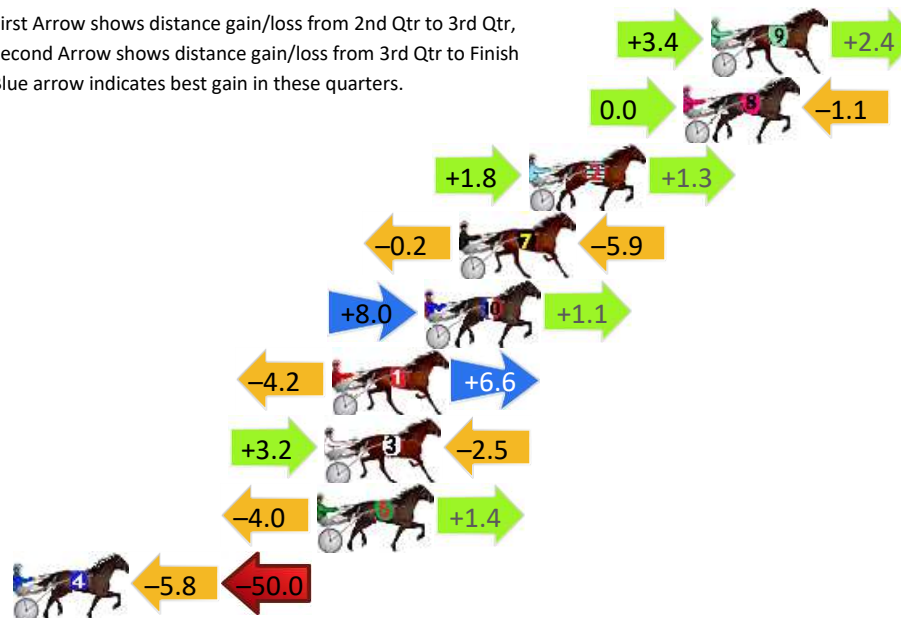
Gross Time: 2:06.10 MileRate: 1:58.70 LeadTime: 7.00s First Qtr: 30.70s Second Qtr: 31.30s Third Qtr: 28.60s Fourth Qtr: 28.50s

DATA TABLE: 800 / 400 Posi's are position from leader and (how wide the horse was at that position)

No	Horse	Plc	Mar	800 Posi	400 Posi	Time	3rd Qtr	4th Qt
9	Banksy	1	0.0m	5.8m (1)	2.4m (1)	2:06.10	28.36s	28.33s
8	Janie Blu	2	1.1m	0.0m (0)	0.0m (0)	2:06.18	28.60s	28.58s
2	Tried And Trusted	3	7.3m	10.4m (1)	8.6m (1)	2:06.65	28.47s	28.41s
7	Might And Victory	4	10.1m	4.0m (0)	4.2m (0)	2:06.86	28.61s	28.92s
10	Rudimentary	5	11.5m	20.6m (1)	12.6m (2)	2:06.96	28.03s	28.42s
1	Johnny Tang	6	15.2m	17.6m (0)	21.8m (1)	2:07.24	28.90s	28.03s
3	First Four Letters	7	15.5m	16.2m (1)	13.0m (1)	2:07.26	28.37s	28.68s
6	Ileana	8	15.8m	13.2m (0)	17.2m (2)	2:07.28	28.88s	28.40s
4	Our Girl Echo	9	64.8m	9.0m (0)	14.8m (0)	2:10.95	29.02s	32.04s

Finish Position and metres gained

First Arrow shows distance gain/loss from 2nd Qtr to 3rd Qtr,
Second Arrow shows distance gain/loss from 3rd Qtr to Finish
Blue arrow indicates best gain in these quarters.



800

Visual positions in race at 2nd Quarter



400

Visual positions in race at 3rd Quarter



Powered by



Harness Analyser

Sectional Analysis Software

Not just form | Free Trial

www.facebook.com/PJHarnessRacing



RISE Digital, Harness Racing Australia nor the provider accepts any responsibility for the completeness or accuracy of any of the information contained herein, and makes no representations about its suitability for any particular purpose. Users should make their own judgements about those matters and/or seek independent advice. You assume all risks associated with use of data provided on this page

Goulburn Race 7 Distance 1710m

Tuesday, 16 September 2025


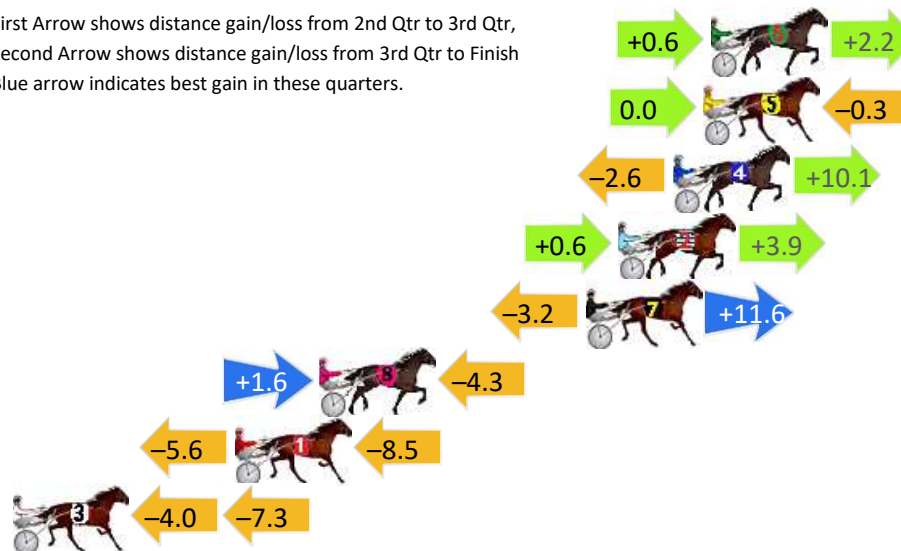
Gross Time: 2:04.10 MileRate: 1:56.80 LeadTime: 6.60s First Qtr: 31.80s Second Qtr: 29.30s Third Qtr: 27.00s Fourth Qtr: 29.40s

DATA TABLE: 800 / 400 Posi's are position from leader and (how wide the horse was at that position)

NoHorse	Plc	Mar	800 Posi	400 Posi	Time	3rd Qtr	4th Qt
6 Mikibequick	1	0.0m	2.8m (1)	2.2m (1)	2:04.10	26.96s	29.24s
5 Artemis Mission	2	0.3m	0.0m (0)	0.0m (0)	2:04.12	27.00s	29.42s
4 Heavenly Reason	3	1.5m	9.0m (0)	11.6m (1)	2:04.22	27.21s	28.66s
2 Donnie Mac	4	3.7m	8.2m (1)	7.6m (1)	2:04.39	26.97s	29.11s
7 Titiwha	5	5.0m	13.4m (0)	16.6m (0)	2:04.49	27.26s	28.55s
8 Highlands Warrior	6	15.7m	13.0m (1)	11.4m (2)	2:05.31	26.88s	29.71s
1 Wills Way	7	19.1m	5.0m (0)	10.6m (0)	2:05.57	27.37s	30.02s
3 Kowhai Blaze	8	28.3m	17.0m (1)	21.0m (0)	2:06.28	27.26s	29.93s

Finish Position and metres gained

First Arrow shows distance gain/loss from 2nd Qtr to 3rd Qtr,
Second Arrow shows distance gain/loss from 3rd Qtr to Finish
Blue arrow indicates best gain in these quarters.



Goulburn Race 8 Distance 2240m

Tuesday, 16 September 2025



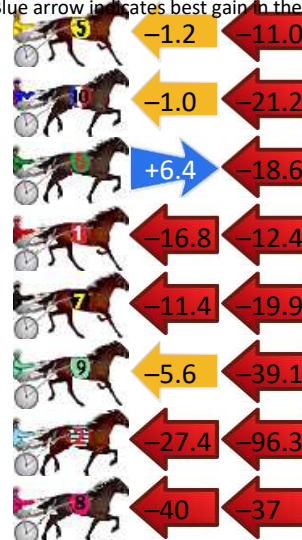
Gross Time: 2:43.40 MileRate: 1:57.40 LeadTime: 41.80s First Qtr: 32.80s Second Qtr: 27.50s Third Qtr: 29.50s Fourth Qtr: 31.80s

DATA TABLE: 800 / 400 Posi's are position from leader and (how wide the horse was at that position)

NoHorse	Plc	Mar	800 Posi	400 Posi	Time	3rd Qtr	4th Qt
3 Perfect Stranger	1	0.0m	0.0m (0)	0.0m (0)	2:43.40	29.50s	31.80s
5 Sky City	2	31.4m	19.2m (0)	20.4m (1)	2:46.01	29.56s	32.67s
10 Whereishe	3	32.8m	10.6m (1)	11.6m (0)	2:46.12	29.52s	33.48s
6 Gottadobettor	4	34.0m	21.8m (1)	15.4m (1)	2:46.22	28.96s	33.27s
1 Time To Dance	5	40.2m	11.0m (0)	27.8m (1)	2:46.74	30.74s	32.78s
7 Hot Cruise Control	6	46.5m	15.2m (0)	26.6m (2)	2:47.26	30.31s	33.37s
9 Go Colour My World	7	62.3m	17.6m (1)	23.2m (0)	2:48.57	29.81s	34.89s
2 The Devils Flame	8	130.9m	7.2m (0)	34.6m (0)	2:54.27	31.31s	39.41s
8 Choochoo Train	9	256.7m	180.0m (0)	220.0m (0)	3:04.72	32.44s	34.70s

Finish Position and metres gained

First Arrow shows distance gain/loss from 2nd Qtr to 3rd Qtr,
Second Arrow shows distance gain/loss from 3rd Qtr to Finish
Blue arrow indicates best gain in these quarters.



Goulburn Race 9 Distance 1710m

Tuesday, 16 September 2025

Gross Time: 2:01.70 MileRate: 1:54.50 LeadTime: 6.50s First Qtr: 30.30s Second Qtr: 28.40s Third Qtr: 27.50s Fourth Qtr: 29.00s

DATA TABLE: 800 / 400 Posi's are position from leader and (how wide the horse was at that position)

No	Horse	Plc	Mar	800 Posi	400 Posi	Time	3rd Qtr	4th Qt
6	Shez The Reason	1	0.0m	0.0m (0)	0.0m (0)	2:01.70	27.50s	29.00s
1	Spirit Of Anarchy	2	1.7m	4.4m (0)	4.0m (0)	2:01.83	27.48s	28.83s
10	Dom Toretto	3	5.3m	17.8m (1)	11.4m (1)	2:02.10	27.06s	28.56s
5	Hez Dusty	4	7.4m	13.0m (0)	12.8m (0)	2:02.26	27.50s	28.61s
3	Force Full	5	7.8m	7.8m (1)	2.4m (1)	2:02.29	27.11s	29.39s
2	Tooram Magic	6	7.9m	12.6m (1)	7.2m (1)	2:02.30	27.12s	29.05s
4	Dukes Choice	7	14.9m	8.6m (0)	8.4m (0)	2:02.83	27.47s	29.47s
7	Guilty Party	8	17.9m	22.4m (1)	15.6m (1)	2:03.06	27.02s	29.17s
8	Foxy Dada	9	18.5m	27.0m (1)	20.2m (1)	2:03.11	27.03s	28.88s

Finish Position and metres gained

First Arrow shows distance gain/loss from 2nd Qtr to 3rd Qtr,
Second Arrow shows distance gain/loss from 3rd Qtr to Finish
Blue arrow indicates best gain in these quarters.

