

# Leeton Race 1 Distance 1758m

Tuesday, 16 September 2025


Gross Time: 2:11.00 MileRate: 1:59.90 LeadTime: 10.00s First Qtr: 31.80s Second Qtr: 30.00s Third Qtr: 29.80s Fourth Qtr: 29.40s

DATA TABLE: 800 / 400 Posi's are position from leader and (how wide the horse was at that position)

No	Horse	Plc	Mar	800 Posi	400 Posi	Time	3rd Qtr	4th Qt
2	Thats The Attitude	1	0.0m	0.0m (0)	0.0m (0)	2:11.00	29.80s	29.40s
4	Wongalea Meg	2	5.5m	4.2m (0)	4.2m (0)	2:11.42	29.80s	29.50s
10	Orama	3	10.6m	1.8m (1)	3.6m (1)	2:11.82	29.94s	29.91s
1	Little Cool	4	11.1m	9.4m (0)	9.0m (0)	2:11.86	29.77s	29.55s
7	All So Sassy	5	13.9m	13.8m (0)	14.0m (0)	2:12.07	29.81s	29.39s
6	Tigers Spirit	6	15.1m	15.2m (1)	15.8m (2)	2:12.16	29.84s	29.35s
3	Beau Brown	7	15.5m	10.8m (1)	11.0m (2)	2:12.19	29.82s	29.73s
5	Keayang Alex	8	15.7m	18.0m (0)	18.0m (0)	2:12.21	29.80s	29.23s
9	Master Jude	9	28.7m	6.6m (1)	12.4m (1)	2:13.21	30.23s	30.59s

## Finish Position and metres gained

First Arrow shows distance gain/loss from 2nd Qtr to 3rd Qtr,  
Second Arrow shows distance gain/loss from 3rd Qtr to Finish  
Blue arrow indicates best gain in these quarters.



800

Visual positions in race at 2nd Quarter



400

Visual positions in race at 3rd Quarter



Powered by



Harness Analyser

Sectional Analysis Software

Not just form | Free Trial

[www.facebook.com/PJHarnessRacing](http://www.facebook.com/PJHarnessRacing)



RISE Digital, Harness Racing Australia nor the provider accepts any responsibility for the completeness or accuracy of any of the information contained herein, and makes no representations about its suitability for any particular purpose. Users should make their own judgements about those matters and/or seek independent advice. You assume all risks associated with use of data provided on this page

# Leeton Race 2 Distance 1758m

Tuesday, 16 September 2025

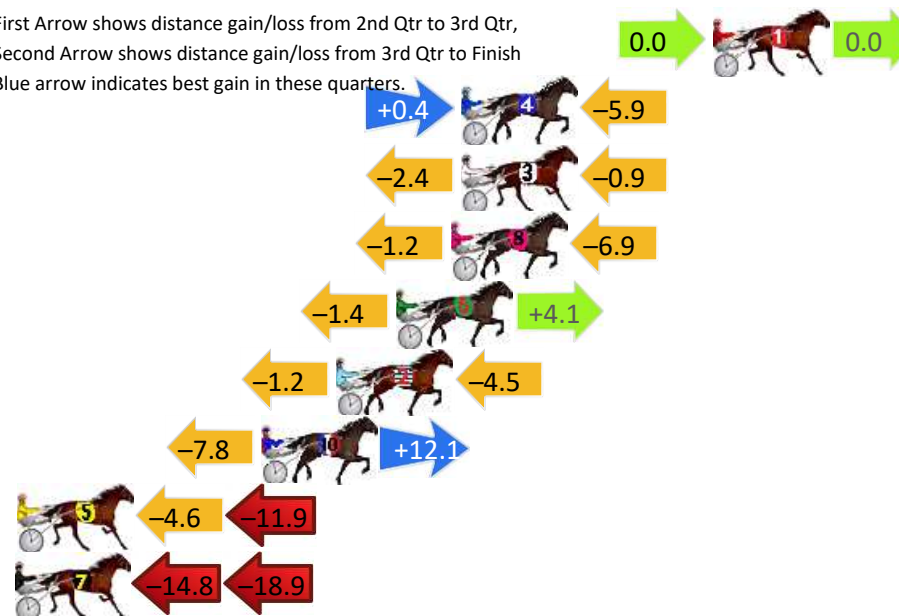
Gross Time: 2:10.40 MileRate: 1:59.40 LeadTime: 10.40s First Qtr: 32.30s Second Qtr: 29.10s Third Qtr: 29.40s Fourth Qtr: 29.20s

DATA TABLE: 800 / 400 Posi's are position from leader and (how wide the horse was at that position)

No	Horse	Plc	Mar	800 Posi	400 Posi	Time	3rd Qtr	4th Qt
1	Somebodys Girl	1	0.0m	0.0m (0)	0.0m (0)	2:10.40	29.40s	29.20s
4	Cracker Miss	2	10.1m	4.6m (0)	4.2m (0)	2:11.17	29.37s	29.63s
3	Glamour Fox	3	10.1m	6.8m (1)	9.2m (1)	2:11.17	29.58s	29.27s
8	The Clock Winder	4	10.5m	2.4m (1)	3.6m (1)	2:11.20	29.49s	29.70s
6	Flexi Bet	5	12.7m	15.4m (1)	16.8m (0)	2:11.37	29.50s	28.90s
2	Ernielovenboy	6	15.1m	9.4m (0)	10.6m (0)	2:11.56	29.49s	29.53s
10	Bidgee Babe	7	18.1m	22.4m (1)	30.2m (1)	2:11.79	29.97s	28.32s
5	Call Me Dragon	8	27.9m	11.4m (1)	16.0m (1)	2:12.54	29.74s	30.06s
7	Most Certain Micky	9	47.7m	14.0m (0)	28.8m (0)	2:14.05	30.48s	30.57s

## Finish Position and metres gained

First Arrow shows distance gain/loss from 2nd Qtr to 3rd Qtr,  
Second Arrow shows distance gain/loss from 3rd Qtr to Finish  
Blue arrow indicates best gain in these quarters.



Visual positions in race at 2nd Quarter



Visual positions in race at 3rd Quarter

# Leeton Race 3 Distance 1758m

Tuesday, 16 September 2025

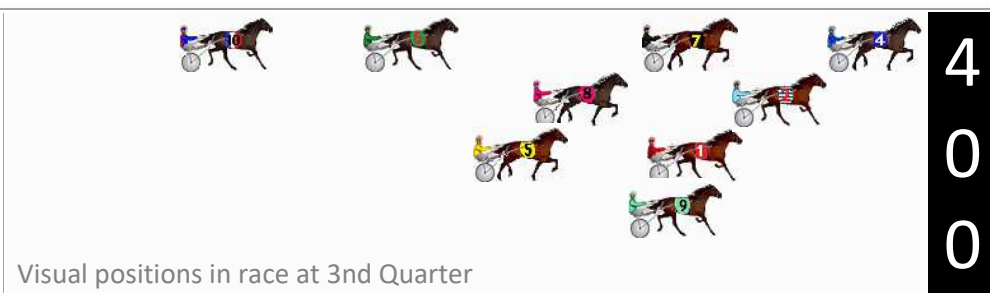

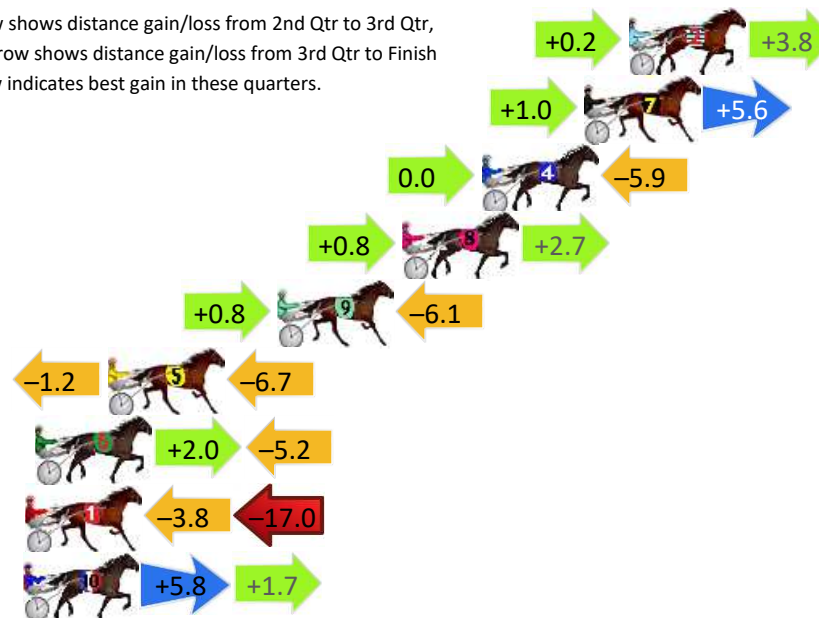
Gross Time: 2:09.80 MileRate: 1:58.80 LeadTime: 9.90s First Qtr: 30.50s Second Qtr: 30.00s Third Qtr: 30.20s Fourth Qtr: 29.20s

DATA TABLE: 800 / 400 Posi's are position from leader and (how wide the horse was at that position)

No	Horse	Plc	Mar	800 Posi	400 Posi	Time	3rd Qtr	4th Qt
2	Geoffrey Bee	1	0.0m	4.0m (0)	3.8m (1)	2:09.80	30.18s	28.92s
7	Quickshift Girl	2	1.8m	8.4m (0)	7.4m (0)	2:09.94	30.12s	28.79s
4	Shes Believable	3	5.9m	0.0m (0)	0.0m (0)	2:10.25	30.21s	29.63s
8	Pirani Princess	4	9.1m	12.6m (0)	11.8m (1)	2:10.50	30.14s	29.00s
9	Miss Ardlethan	5	14.1m	8.8m (1)	8.0m (3)	2:10.88	30.15s	29.64s
5	Carmen On Bling	6	20.9m	13.0m (1)	14.2m (2)	2:11.40	30.30s	29.69s
6	Return Serve	7	23.8m	20.6m (0)	18.6m (0)	2:11.62	30.06s	29.58s
1	Shez Bettors Babe	8	24.2m	3.4m (1)	7.2m (2)	2:11.65	30.50s	30.43s
10	Hesharley	9	24.3m	31.8m (0)	26.0m (0)	2:11.66	29.77s	29.08s

## Finish Position and metres gained

First Arrow shows distance gain/loss from 2nd Qtr to 3rd Qtr,  
Second Arrow shows distance gain/loss from 3rd Qtr to Finish  
Blue arrow indicates best gain in these quarters.



# Leeton Race 4 Distance 1758m

Tuesday, 16 September 2025

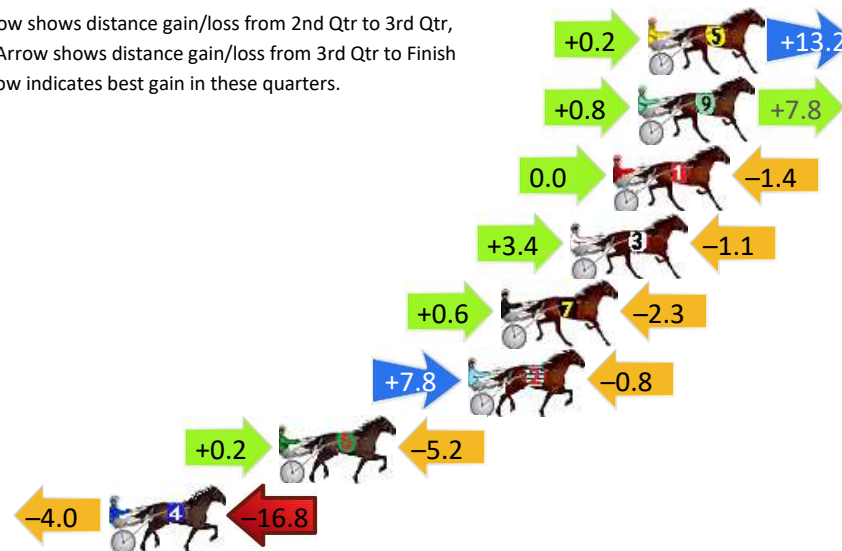
Gross Time: 2:10.50 MileRate: 1:59.50 LeadTime: 9.60s First Qtr: 32.00s Second Qtr: 30.40s Third Qtr: 29.70s Fourth Qtr: 28.80s

DATA TABLE: 800 / 400 Posi's are position from leader and (how wide the horse was at that position)

No	Horse	Plc	Mar	800 Posi	400 Posi	Time	3rd Qtr	4th Qt
5	Mirador Lass	1	0.0m	13.4m (0)	13.2m (2)	2:10.50	29.67s	27.85s
9	Bulletin	2	0.4m	9.0m (0)	8.2m (0)	2:10.53	29.63s	28.24s
1	Racing Writer	3	1.4m	0.0m (0)	0.0m (0)	2:10.61	29.70s	28.90s
3	Specta	4	3.1m	5.4m (1)	2.0m (2)	2:10.73	29.45s	28.88s
7	Im Alrite	5	5.9m	4.2m (0)	3.6m (0)	2:10.95	29.66s	28.96s
2	Rusty El	6	7.2m	14.2m (1)	6.4m (2)	2:11.04	29.13s	28.86s
6	Cheez	7	14.8m	9.8m (1)	9.6m (1)	2:11.62	29.69s	29.17s
4	Murphys Reward	8	21.6m	0.8m (1)	4.8m (1)	2:12.13	30.01s	30.00s

## Finish Position and metres gained

First Arrow shows distance gain/loss from 2nd Qtr to 3rd Qtr,  
Second Arrow shows distance gain/loss from 3rd Qtr to Finish  
Blue arrow indicates best gain in these quarters.



800

Visual positions in race at 2nd Quarter



400

Visual positions in race at 3rd Quarter



Powered by



Harness Analyser

Sectional Analysis Software

Not just form | Free Trial

[www.facebook.com/PJHarnessRacing](http://www.facebook.com/PJHarnessRacing)



RISE Digital, Harness Racing Australia nor the provider accepts any responsibility for the completeness or accuracy of any of the information contained herein, and makes no representations about its suitability for any particular purpose. Users should make their own judgements about those matters and/or seek independent advice. You assume all risks associated with use of data provided on this page



# Leeton Race 5 Distance 1758m

Tuesday, 16 September 2025



Gross Time: 2:09.20 MileRate: 1:58.20 LeadTime: 10.30s First Qtr: 31.60s Second Qtr: 29.90s Third Qtr: 29.50s Fourth Qtr: 27.90s

DATA TABLE: 800 / 400 Posi's are position from leader and (how wide the horse was at that position)

No	Horse	Plc	Mar	800 Posi	400 Posi	Time	3rd Qtr	4th Qt
6	Personified	1	0.0m	0.0m (0)	0.0m (0)	2:09.20	29.50s	27.90s
2	Pirani Perfect	2	20.2m	4.4m (0)	5.0m (0)	2:10.68	29.57s	28.95s
9	Rosie Pollen	3	20.3m	8.0m (1)	6.6m (1)	2:10.69	29.43s	28.85s
10	Starshine Lady	4	22.1m	12.8m (0)	16.0m (0)	2:10.82	29.74s	28.32s
7	Tapanga Miss	5	25.0m	8.4m (0)	11.2m (0)	2:11.03	29.73s	28.86s
8	Shezalegacy	6	31.7m	16.6m (1)	18.8m (1)	2:11.53	29.68s	28.79s
3	Fiano	7	32.5m	12.4m (1)	11.2m (1)	2:11.58	29.46s	29.38s
5	Keayang Ladybug	8	61.7m	17.8m (0)	26.2m (0)	2:13.73	30.17s	30.36s
4	Our Wild Irish Rose	9	66.2m	21.2m (1)	31.8m (1)	2:14.06	30.32s	30.29s

## Finish Position and metres gained

First Arrow shows distance gain/loss from 2nd Qtr to 3rd Qtr,  
Second Arrow shows distance gain/loss from 3rd Qtr to Finish  
Blue arrow indicates best gain in the 3 quarters



Visual positions in race at 2nd Quarter



Visual positions in race at 3rd Quarter

# Leeton Race 6 Distance 1758m

Tuesday, 16 September 2025


Gross Time: 2:15.60 MileRate: 2:04.10 LeadTime: 10.60s First Qtr: 33.90s Second Qtr: 32.20s Third Qtr: 30.40s Fourth Qtr: 28.50s

DATA TABLE: 800 / 400 Posi's are position from leader and (how wide the horse was at that position)

NoHorse	Plc	Mar	800 Posi	400 Posi	Time	3rd Qtr	4th Qt
9 Glamors Symbol	1	0.0m	2.0m (1)	0.4m (1)	2:15.60	30.28s	28.47s
4 Didnt I	2	2.5m	0.0m (0)	0.0m (0)	2:15.79	30.41s	28.68s
10 Arklow	3	5.0m	14.4m (2)	3.2m (2)	2:15.97	29.58s	28.63s
3 Tinnysmedad	4	6.0m	7.4m (1)	6.4m (1)	2:16.05	30.33s	28.47s
5 Miami Surf	5	13.7m	13.2m (0)	15.0m (1)	2:16.63	30.53s	28.41s
1 Ultimate Me	6	15.2m	4.8m (0)	6.2m (0)	2:16.74	30.52s	29.14s
6 One Horn Billy	7	18.3m	18.8m (2)	9.4m (2)	2:16.97	29.73s	29.13s
7 Aliski	8	19.4m	9.2m (0)	10.8m (0)	2:17.05	30.54s	29.11s
8 Billees Jet	9	29.9m	11.6m (1)	10.4m (1)	2:17.84	30.36s	29.88s

## Finish Position and metres gained

First Arrow shows distance gain/loss from 2nd Qtr to 3rd Qtr,  
Second Arrow shows distance gain/loss from 3rd Qtr to Finish  
Blue arrow indicates best gain in these quarters.



Visual positions in race at 2nd Quarter



Visual positions in race at 3rd Quarter



Powered by



Harness Analyser

Sectional Analysis Software

Not just form | Free Trial

[www.facebook.com/PJHarnessRacing](http://www.facebook.com/PJHarnessRacing)



RISE Digital, Harness Racing Australia nor the provider accepts any responsibility for the completeness or accuracy of any of the information contained herein, and makes no representations about its suitability for any particular purpose. Users should make their own judgements about those matters and/or seek independent advice. You assume all risks associated with use of data provided on this page

# Leeton Race 7 Distance 1758m

Tuesday, 16 September 2025


Gross Time: 2:11.50 MileRate: 2:00.30 LeadTime: 10.10s First Qtr: 31.30s Second Qtr: 30.90s Third Qtr: 30.10s Fourth Qtr: 29.10s

DATA TABLE: 800 / 400 Posi's are position from leader and (how wide the horse was at that position)

NoHorse	Plc	Mar	800 Posi	400 Posi	Time	3rd Qtr	4th Qt
1 Atworthy Rocker	1	0.0m	0.0m (0)	0.0m (0)	2:11.50	30.10s	29.10s
9 Caulonia Bella	2	5.4m	16.6m (1)	5.4m (2)	2:11.91	29.28s	29.10s
7 Milola Rock	3	9.3m	8.4m (0)	9.6m (0)	2:12.21	30.19s	29.08s
8 Teneachway	4	11.4m	12.6m (0)	13.8m (0)	2:12.37	30.19s	28.93s
2 Donttouchthetin	5	13.8m	4.6m (0)	5.6m (0)	2:12.55	30.18s	29.69s
5 Jungle Shark	6	34.2m	12.4m (1)	13.2m (2)	2:14.11	30.18s	30.62s
6 Stars Abroad	7	37.0m	7.8m (1)	11.6m (1)	2:14.32	30.41s	30.94s
4 Romeghan	8	44.4m	3.0m (1)	5.8m (1)	2:14.89	30.35s	31.89s
10 Wongalea Yank	9	56.1m	21.6m (1)	21.4m (1)	2:15.78	30.13s	31.61s

## Finish Position and metres gained

First Arrow shows distance gain/loss from 2nd Qtr to 3rd Qtr,  
Second Arrow shows distance gain/loss from 3rd Qtr to Finish  
Blue arrow indicates best gain in these quarters.



Visual positions in race at 2nd Quarter



Visual positions in race at 3rd Quarter

# Leeton Race 8 Distance 1758m

Tuesday, 16 September 2025


Gross Time: 2:13.30 MileRate: 2:02.00 LeadTime: 10.10s First Qtr: 32.00s Second Qtr: 32.20s Third Qtr: 30.00s Fourth Qtr: 29.00s

DATA TABLE: 800 / 400 Posi's are position from leader and (how wide the horse was at that position)

No	Horse	Plc	Mar	800 Posi	400 Posi	Time	3rd Qtr	4th Qt
1	Maggiejayne	1	0.0m	0.0m (0)	0.0m (0)	2:13.30	30.00s	29.00s
2	Seventh Immortal	2	17.3m	5.2m (0)	10.8m (0)	2:14.62	30.42s	29.47s
6	Major Transparency	3	26.3m	14.2m (0)	20.2m (0)	2:15.30	30.45s	29.44s
4	Our Ultimate Ella	4	27.1m	2.4m (1)	6.2m (0)	2:15.36	30.30s	30.51s
7	Lilly Anne	5	28.1m	9.6m (0)	15.4m (0)	2:15.44	30.44s	29.92s
5	Renea Rouge	6	28.8m	15.0m (1)	17.8m (1)	2:15.49	30.22s	29.79s
3	Throwdown Hoedown	7	36.9m	6.4m (1)	13.4m (1)	2:16.11	30.54s	30.69s
8	My Uptown Girl	8	48.8m	11.0m (1)	16.4m (2)	2:17.01	30.44s	31.34s
10	Good Talk	9	51.8m	31.0m (0)	38.0m (0)	2:17.24	30.53s	29.99s

## Finish Position and metres gained

First Arrow shows distance gain/loss from 2nd Qtr to 3rd Qtr,  
Second Arrow shows distance gain/loss from 3rd Qtr to Finish  
Blue arrow indicates best gain in these quarters.



800

Visual positions in race at 2nd Quarter



400

Visual positions in race at 3rd Quarter



Powered by



Harness Analyser

Sectional Analysis Software

Not just form | Free Trial

[www.facebook.com/PJHarnessRacing](http://www.facebook.com/PJHarnessRacing)



RISE Digital, Harness Racing Australia nor the provider accepts any responsibility for the completeness or accuracy of any of the information contained herein, and makes no representations about its suitability for any particular purpose. Users should make their own judgements about those matters and/or seek independent advice. You assume all risks associated with use of data provided on this page