

Bathurst Race 1 Distance 1730m

Wednesday, 17 September 2025

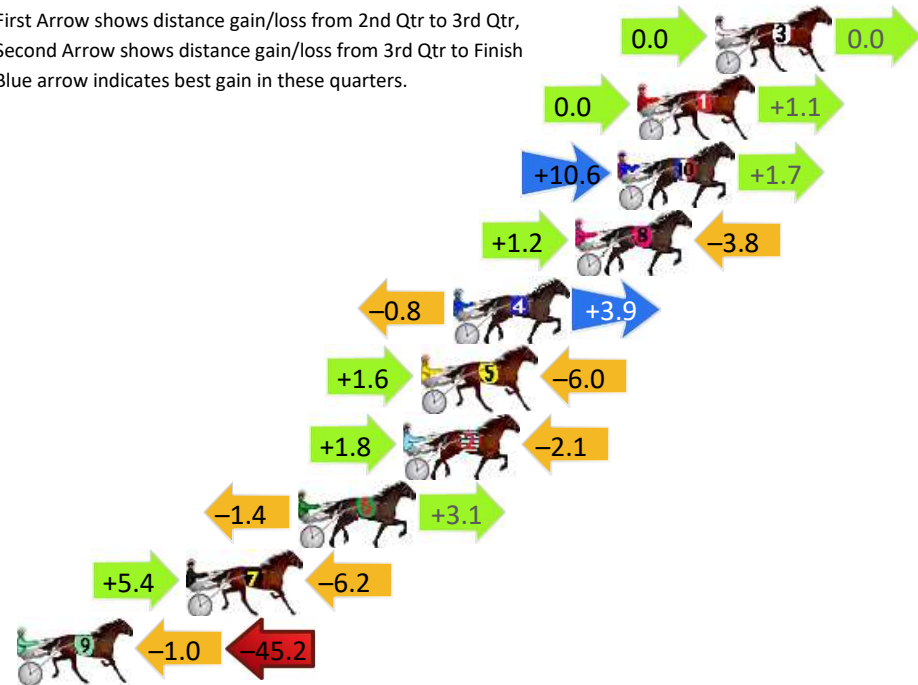
Gross Time: 2:05.00 MileRate: 1:56.30 LeadTime: 8.50s First Qtr: 30.60s Second Qtr: 29.60s Third Qtr: 28.30s Fourth Qtr: 28.00s

DATA TABLE: 800 / 400 Posi's are position from leader and (how wide the horse was at that position)

No	Horse	Plc	Mar	800 Posi	400 Posi	Time	3rd Qtr	4th Qt
3	Whereswally	1	0.0m	0.0m (0)	0.0m (0)	2:05.00	28.30s	28.00s
1	Slick By Design	2	3.1m	4.2m (0)	4.2m (0)	2:05.23	28.30s	27.92s
10	Lexy	3	3.9m	16.2m (1)	5.6m (2)	2:05.29	27.56s	27.88s
8	Aftershock	4	5.6m	3.0m (1)	1.8m (1)	2:05.41	28.22s	28.26s
4	Yottie	5	10.5m	13.6m (0)	14.4m (0)	2:05.77	28.35s	27.73s
5	Hesourcelebrity	6	11.8m	7.4m (1)	5.8m (1)	2:05.87	28.19s	28.42s
2	Aurora Mighty Rob	7	12.5m	12.2m (1)	10.4m (1)	2:05.92	28.17s	28.15s
6	Enjabonarlo	8	16.7m	18.4m (0)	19.8m (0)	2:06.23	28.40s	27.78s
7	Lucky Bambino	9	21.2m	20.4m (1)	15.0m (1)	2:06.56	27.92s	28.43s
9	Straightnnarrow	10	55.2m	9.0m (0)	10.0m (0)	2:09.06	28.39s	31.15s

Finish Position and metres gained

First Arrow shows distance gain/loss from 2nd Qtr to 3rd Qtr,
Second Arrow shows distance gain/loss from 3rd Qtr to Finish
Blue arrow indicates best gain in these quarters.



800

Visual positions in race at 2nd Quarter



400

Visual positions in race at 3rd Quarter



Powered by



Harness Analyser

Sectional Analysis Software

Not just form | Free Trial

www.facebook.com/PJHarnessRacing



RISE Digital, Harness Racing Australia nor the provider accepts any responsibility for the completeness or accuracy of any of the information contained herein, and makes no representations about its suitability for any particular purpose. Users should make their own judgements about those matters and/or seek independent advice. You assume all risks associated with use of data provided on this page

Bathurst Race 2 Distance 1730m

Wednesday, 17 September 2025

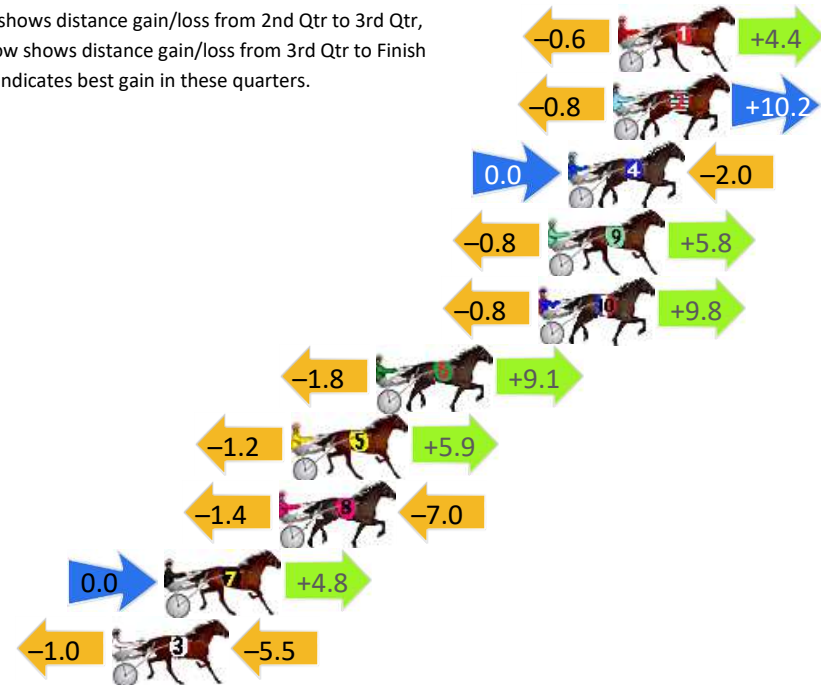
Gross Time: 2:06.50 MileRate: 1:57.70 LeadTime: 8.20s First Qtr: 30.70s Second Qtr: 31.30s Third Qtr: 28.40s Fourth Qtr: 27.90s

DATA TABLE: 800 / 400 Posi's are position from leader and (how wide the horse was at that position)

No	Horse	Plc	Mar	800 Posi	400 Posi	Time	3rd Qtr	4th Qt
1	Zachary Shannon	1	0.0m	3.8m (0)	4.4m (0)	2:06.50	28.44s	27.59s
2	Jewel Heaven	2	0.2m	9.6m (1)	10.4m (2)	2:06.51	28.45s	27.19s
4	Sweet Nate	3	2.0m	0.0m (0)	0.0m (0)	2:06.65	28.40s	28.04s
9	Carbaganoosh	4	2.8m	7.8m (0)	8.6m (0)	2:06.71	28.45s	27.50s
10	Mammals Girl	5	3.2m	12.2m (0)	13.0m (0)	2:06.73	28.45s	27.22s
6	Funda	6	9.7m	17.0m (0)	18.8m (0)	2:07.21	28.52s	27.27s
5	Time To Torque	7	13.1m	17.8m (1)	19.0m (2)	2:07.46	28.48s	27.49s
8	Misterfourthousand	8	13.6m	5.2m (1)	6.6m (1)	2:07.50	28.50s	28.39s
7	Tisbury Rocks	9	18.2m	23.0m (1)	23.0m (2)	2:07.84	28.40s	27.57s
3	Riviere	10	20.3m	13.8m (1)	14.8m (2)	2:07.99	28.47s	28.28s


Finish Position and metres gained

First Arrow shows distance gain/loss from 2nd Qtr to 3rd Qtr,
Second Arrow shows distance gain/loss from 3rd Qtr to Finish
Blue arrow indicates best gain in these quarters.



Visual positions in race at 2nd Quarter

800



Visual positions in race at 3rd Quarter

400



Powered by



Harness Analyser

Sectional Analysis Software

Not just form | Free Trial

www.facebook.com/PJHarnessRacing



RISE Digital, Harness Racing Australia nor the provider accepts any responsibility for the completeness or accuracy of any of the information contained herein, and makes no representations about its suitability for any particular purpose. Users should make their own judgements about those matters and/or seek independent advice. You assume all risks associated with use of data provided on this page

Bathurst Race 3 Distance 1730m

Wednesday, 17 September 2025


Gross Time: 2:04.20 MileRate: 1:55.50 LeadTime: 8.40s First Qtr: 29.20s Second Qtr: 30.60s Third Qtr: 28.20s Fourth Qtr: 27.80s

DATA TABLE: 800 / 400 Posi's are position from leader and (how wide the horse was at that position)

No	Horse	Plc	Mar	800 Posi	400 Posi	Time	3rd Qtr	4th Qt
10	Message Bank	1	0.0m	0.0m (0)	0.0m (0)	2:04.20	28.20s	27.80s
4	Berocca Bernie	2	7.2m	7.2m (1)	1.2m (1)	2:04.73	27.79s	28.21s
1	Ya Racin Carl	3	7.9m	8.2m (0)	8.4m (0)	2:04.78	28.21s	27.77s
3	Cowboy Culture	4	9.4m	4.2m (0)	4.4m (0)	2:04.89	28.22s	28.15s
9	Wit Wickee	5	10.4m	12.4m (0)	12.8m (0)	2:04.96	28.23s	27.63s
5	August Star	6	21.6m	16.8m (0)	21.0m (0)	2:05.78	28.49s	27.84s
6	Rocknroll Bling	7	30.9m	20.8m (0)	26.8m (0)	2:06.46	28.62s	28.08s
2	Tulhurst Barracuda	8	41.7m	11.2m (1)	10.2m (1)	2:07.25	28.15s	29.98s
7	Only One Reason	9	43.7m	15.6m (1)	14.4m (1)	2:07.39	28.13s	29.82s
8	Heza Vincent	10	45.1m	21.2m (1)	20.4m (1)	2:07.50	28.16s	29.51s

Finish Position and metres gained

First Arrow shows distance gain/loss from 2nd Qtr to 3rd Qtr,
Second Arrow shows distance gain/loss from 3rd Qtr to Finish
Blue arrow indicates best gain in these quarters.



800

Visual positions in race at 2nd Quarter



400

Visual positions in race at 3rd Quarter



Powered by



Harness Analyser

Sectional Analysis Software

Not just form | Free Trial

www.facebook.com/PJHarnessRacing



RISE Digital, Harness Racing Australia nor the provider accepts any responsibility for the completeness or accuracy of any of the information contained herein, and makes no representations about its suitability for any particular purpose. Users should make their own judgements about those matters and/or seek independent advice. You assume all risks associated with use of data provided on this page

Bathurst Race 4 Distance 2260m

Wednesday, 17 September 2025


Gross Time: 2:45.90 MileRate: 1:58.20 LeadTime: 46.80s First Qtr: 31.00s Second Qtr: 29.50s Third Qtr: 29.20s Fourth Qtr: 29.40s

DATA TABLE: 800 / 400 Posi's are position from leader and (how wide the horse was at that position)

No	Horse	Plc	Mar	800 Posi	400 Posi	Time	3rd Qtr	4th Qt
1	Rikibreal	1	0.0m	4.0m (0)	4.2m (0)	2:45.90	29.22s	29.09s
10	Drive To The Beach	2	0.7m	7.2m (1)	5.6m (1)	2:45.95	29.08s	29.04s
9	Bettor Keppel	3	2.0m	8.2m (0)	8.6m (0)	2:46.05	29.23s	28.92s
4	Tapaganoosh	4	6.3m	3.2m (1)	1.4m (1)	2:46.39	29.07s	29.76s
5	Ark Alert	5	7.5m	13.0m (1)	10.2m (1)	2:46.48	29.00s	29.20s
6	Shell Shock	6	8.7m	20.6m (0)	16.8m (1)	2:46.57	28.93s	28.81s
8	Colby	7	13.9m	12.2m (0)	13.4m (0)	2:46.97	29.29s	29.44s
7	Rock The Nation	8	15.8m	17.2m (1)	13.6m (2)	2:47.12	28.94s	29.56s
3	Deepwater Cam	9	20.5m	16.4m (0)	18.0m (0)	2:47.48	29.32s	29.58s
2	Cheer For Mitch	10	22.6m	0.0m (0)	0.0m (0)	2:47.64	29.19s	31.05s

Finish Position and metres gained

First Arrow shows distance gain/loss from 2nd Qtr to 3rd Qtr,
Second Arrow shows distance gain/loss from 3rd Qtr to Finish
Blue arrow indicates best gain in these quarters.



800

Visual positions in race at 2nd Quarter



400

Visual positions in race at 3rd Quarter



Powered by



Harness Analyser

Sectional Analysis Software

Not just form | Free Trial

www.facebook.com/PJHarnessRacing



RISE Digital, Harness Racing Australia nor the provider accepts any responsibility for the completeness or accuracy of any of the information contained herein, and makes no representations about its suitability for any particular purpose. Users should make their own judgements about those matters and/or seek independent advice. You assume all risks associated with use of data provided on this page

Bathurst Race 5 Distance 1730m

Wednesday, 17 September 2025

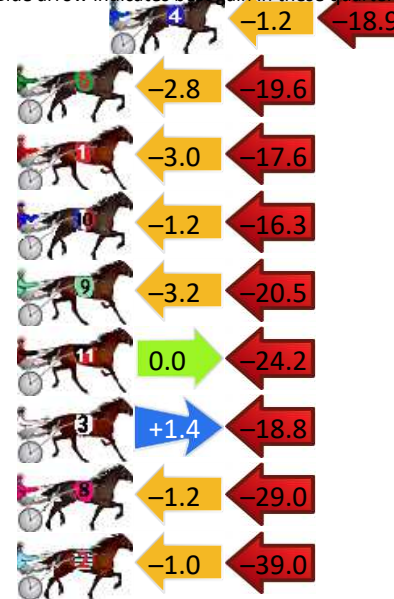
Gross Time: 2:04.30 MileRate: 1:55.60 LeadTime: 8.10s First Qtr: 29.10s Second Qtr: 31.10s Third Qtr: 29.30s Fourth Qtr: 26.70s

DATA TABLE: 800 / 400 Posi's are position from leader and (how wide the horse was at that position)

NoHorse	Plc	Mar	800 Posi	400 Posi	Time	3rd Qtr	4th Qt
7 Ark Sea	1	0.0m	0.0m (0)	0.0m (0)	2:04.30	29.30s	26.70s
4 Californiaprincess	2	24.3m	4.2m (0)	5.4m (0)	2:06.01	29.44s	27.95s
6 Rocky Wine	3	30.6m	8.2m (0)	11.0m (0)	2:06.45	29.56s	28.00s
1 Sweet Nicky	4	33.0m	12.4m (0)	15.4m (0)	2:06.62	29.57s	27.87s
10 Adah Koko	5	38.1m	20.6m (0)	21.8m (2)	2:06.98	29.44s	27.78s
9 Cheval Tiger	6	40.1m	16.4m (0)	19.6m (1)	2:07.12	29.59s	28.06s
11 Cheval Julia	7	41.6m	17.4m (1)	17.4m (2)	2:07.23	29.38s	28.31s
3 Smooth Jessie	8	42.4m	25.0m (0)	23.6m (0)	2:07.28	29.26s	27.95s
8 Dynamite Danni	9	43.2m	13.0m (1)	14.2m (1)	2:07.34	29.48s	28.62s
2 Tiger Jewel	10	48.8m	8.8m (1)	9.8m (1)	2:07.73	29.50s	29.29s

Finish Position and metres gained

First Arrow shows distance gain/loss from 2nd Qtr to 3rd Qtr,
Second Arrow shows distance gain/loss from 3rd Qtr to Finish
Blue arrow indicates best gain in these quarters



800

Visual positions in race at 2nd Quarter



400

Visual positions in race at 3rd Quarter



Powered by



Harness Analyser

Sectional Analysis Software

Not just form | Free Trial

www.facebook.com/PJHarnessRacing



RISE Digital, Harness Racing Australia nor the provider accepts any responsibility for the completeness or accuracy of any of the information contained herein, and makes no representations about its suitability for any particular purpose. Users should make their own judgements about those matters and/or seek independent advice. You assume all risks associated with use of data provided on this page

Bathurst Race 6 Distance 1730m

Wednesday, 17 September 2025



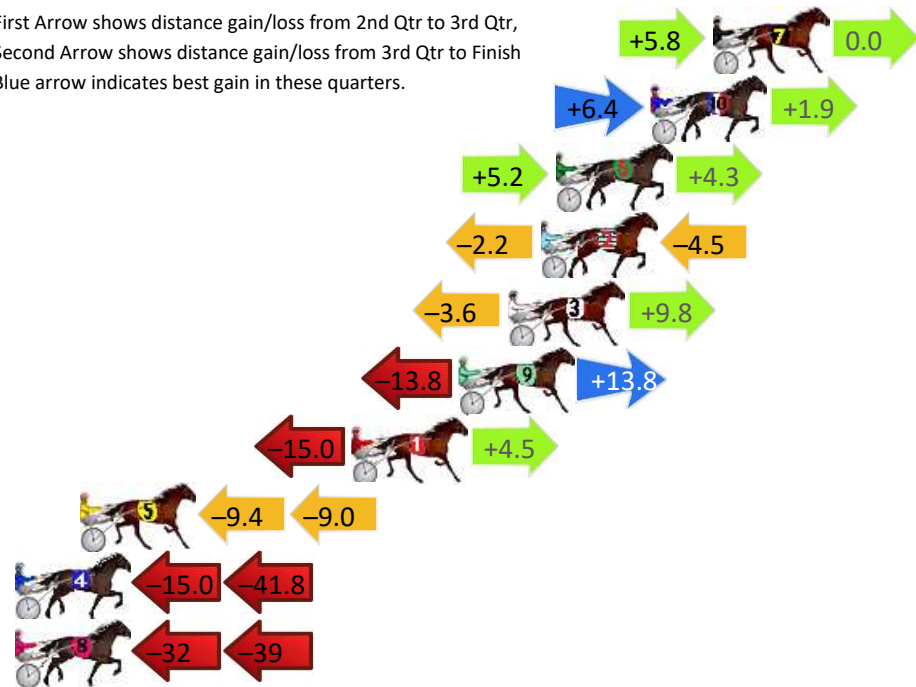
Gross Time: 2:05.80 MileRate: 1:57.00 LeadTime: 8.20s First Qtr: 29.10s Second Qtr: 30.10s Third Qtr: 28.30s Fourth Qtr: 30.10s

DATA TABLE: 800 / 400 Posi's are position from leader and (how wide the horse was at that position)

No	Horse	Plc	Mar	800 Posi	400 Posi	Time	3rd Qtr	4th Qt
7	Lettuce Go Miki	1	0.0m	5.8m (2)	0.0m (1)	2:05.80	27.88s	30.10s
10	Major Ark	2	2.5m	10.8m (2)	4.4m (1)	2:06.00	27.84s	29.96s
6	Line Me Up Bro	3	6.3m	15.8m (1)	10.6m (1)	2:06.30	27.93s	29.78s
2	Festinalente	4	6.9m	0.2m (2)	2.4m (0)	2:06.34	28.45s	30.44s
3	Nirvana Prince	5	8.2m	14.4m (0)	18.0m (2)	2:06.45	28.58s	29.37s
9	The Dancer	6	10.2m	10.2m (0)	24.0m (2)	2:06.60	29.33s	29.07s
1	Gabbys Sportstar	7	14.5m	4.0m (0)	19.0m (0)	2:06.94	29.40s	29.76s
5	Rose Of Juliana	8	25.4m	7.0m (1)	16.4m (1)	2:07.80	28.96s	30.77s
4	Beach On Fire	9	56.8m	0.0m (0)	15.0m (0)	2:10.28	29.30s	33.23s
8	Aaron Mint	10	73.8m	3.0m (1)	35.0m (0)	2:11.62	30.54s	33.00s

Finish Position and metres gained

First Arrow shows distance gain/loss from 2nd Qtr to 3rd Qtr, Second Arrow shows distance gain/loss from 3rd Qtr to Finish
Blue arrow indicates best gain in these quarters.



Powered by
PJ

Harness Analyser

Sectional Analysis Software
Not just form | Free Trial

www.facebook.com/PJHarnessRacing



RISE Digital, Harness Racing Australia nor the provider accepts any responsibility for the completeness or accuracy of any of the information contained herein, and makes no representations about its suitability for any particular purpose. Users should make their own judgements about those matters and/or seek independent advice. You assume all risks associated with use of data provided on this page

Bathurst Race 7 Distance 1730m

Wednesday, 17 September 2025



Gross Time: 2:06.80 MileRate: 1:57.90 LeadTime: 8.10s First Qtr: 29.50s Second Qtr: 31.70s Third Qtr: 29.00s Fourth Qtr: 28.50s

DATA TABLE: 800 / 400 Posi's are position from leader and (how wide the horse was at that position)

No	Horse	Plc	Mar	800 Posi	400 Posi	Time	3rd Qtr	4th Qt
5	Zaras Special	1	0.0m	6.8m (0)	4.6m (0)	2:06.80	28.84s	28.17s
6	La Feast	2	2.2m	16.8m (1)	9.0m (2)	2:06.96	28.44s	28.02s
2	Grace Shannon	3	6.1m	0.0m (0)	0.0m (0)	2:07.26	29.00s	28.93s
1	Arts Fella	4	6.7m	11.0m (0)	9.2m (0)	2:07.30	28.87s	28.32s
9	Reduce Speed	5	10.0m	15.0m (0)	13.6m (0)	2:07.55	28.90s	28.24s
4	Live Vance	6	17.5m	21.0m (1)	13.2m (2)	2:08.11	28.45s	28.80s
8	Major Reckoning	7	21.4m	21.4m (0)	20.2m (0)	2:08.40	28.91s	28.59s
3	Treacherous Jet	8	36.9m	27.0m (1)	17.6m (2)	2:09.56	28.34s	29.87s
10	Im Here To Party	9	55.8m	12.8m (1)	5.4m (1)	2:10.98	28.50s	32.07s

Finish Position and metres gained

First Arrow shows distance gain/loss from 2nd Qtr to 3rd Qtr,
Second Arrow shows distance gain/loss from 3rd Qtr to Finish
Blue arrow indicates best gain in these quarters.



Powered by
PJ Harness Analyser

Sectional Analysis Software
Not just form | Free Trial

www.facebook.com/PJHarnessRacing



RISE Digital, Harness Racing Australia nor the provider accepts any responsibility for the completeness or accuracy of any of the information contained herein, and makes no representations about its suitability for any particular purpose. Users should make their own judgements about those matters and/or seek independent advice. You assume all risks associated with use of data provided on this page

Bathurst Race 8 Distance 1730m

Wednesday, 17 September 2025

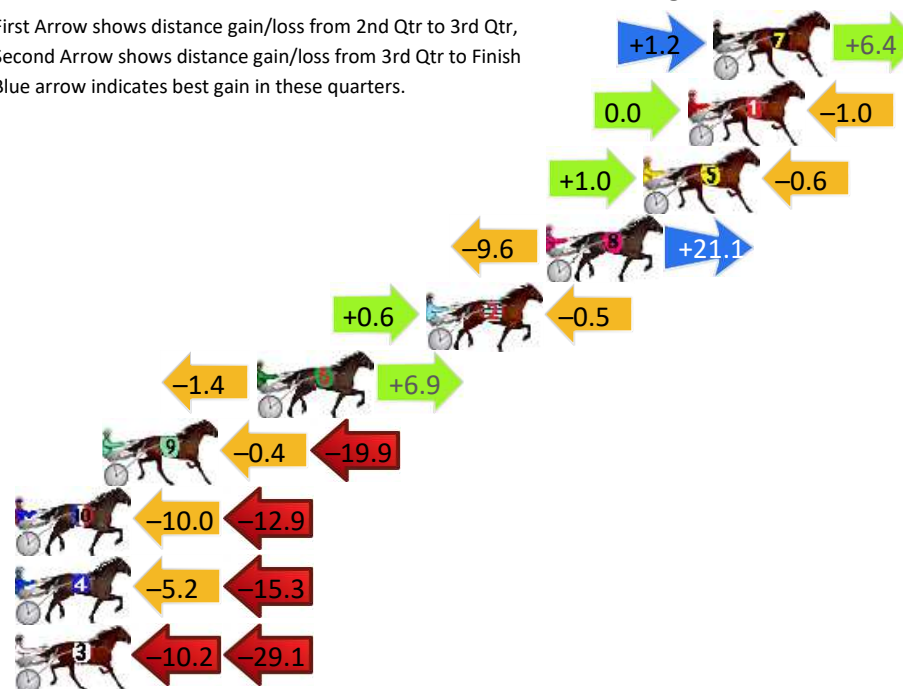
Gross Time: 2:07.40 MileRate: 1:58.60 LeadTime: 8.30s First Qtr: 29.20s Second Qtr: 31.40s Third Qtr: 28.70s Fourth Qtr: 29.80s

DATA TABLE: 800 / 400 Posi's are position from leader and (how wide the horse was at that position)

No	Horse	Plc	Mar	800 Posi	400 Posi	Time	3rd Qtr	4th Qt
7	Esperanza	1	0.0m	7.6m (1)	6.4m (1)	2:07.40	28.62s	29.33s
1	Bettor Brilliance	2	1.0m	0.0m (0)	0.0m (0)	2:07.48	28.70s	29.87s
5	Morefuntocome	3	2.8m	3.2m (1)	2.2m (1)	2:07.62	28.63s	29.84s
8	Makes You Wonder	4	6.7m	18.2m (0)	27.8m (1)	2:07.92	29.43s	28.24s
2	Wokka Rock	5	11.5m	11.6m (1)	11.0m (1)	2:08.30	28.66s	29.84s
6	Monster Mint	6	18.3m	23.8m (0)	25.2m (2)	2:08.83	28.81s	29.29s
9	Pad Thai	7	24.5m	4.2m (0)	4.6m (0)	2:09.31	28.70s	31.27s
10	Rosies Boy	8	36.5m	13.6m (0)	23.6m (0)	2:10.25	29.41s	30.76s
4	Rusty Veejay	9	36.9m	16.4m (1)	21.6m (1)	2:10.28	29.06s	30.93s
3	Kaeleighs Comet	10	48.5m	9.2m (0)	19.4m (0)	2:11.19	29.40s	31.96s


Finish Position and metres gained

First Arrow shows distance gain/loss from 2nd Qtr to 3rd Qtr, Second Arrow shows distance gain/loss from 3rd Qtr to Finish
Blue arrow indicates best gain in these quarters.



800

Visual positions in race at 2nd Quarter



400

Visual positions in race at 3rd Quarter



Powered by



Harness Analyser

Sectional Analysis Software

Not just form | Free Trial

www.facebook.com/PJHarnessRacing



RISE Digital, Harness Racing Australia nor the provider accepts any responsibility for the completeness or accuracy of any of the information contained herein, and makes no representations about its suitability for any particular purpose. Users should make their own judgements about those matters and/or seek independent advice. You assume all risks associated with use of data provided on this page

Bathurst Race 9 Distance 1730m

Wednesday, 17 September 2025


Gross Time: 2:08.30 MileRate: 1:59.30 LeadTime: 8.00s First Qtr: 30.20s Second Qtr: 31.20s Third Qtr: 30.00s Fourth Qtr: 28.90s

DATA TABLE: 800 / 400 Posi's are position from leader and (how wide the horse was at that position)

NoHorse	Plc	Mar	800 Posi	400 Posi	Time	3rd Qtr	4th Qt
6 The Handsome One	1	0.0m	1.8m (1)	0.2m (1)	2:08.30	29.88s	28.89s
5 Crystal Bling	2	2.5m	14.6m (1)	10.4m (2)	2:08.49	29.68s	28.33s
4 Irk McGlurk	3	3.1m	10.2m (1)	4.8m (2)	2:08.54	29.60s	28.78s
8 Lucky Zara	4	4.6m	18.8m (1)	15.0m (2)	2:08.65	29.71s	28.15s
1 Peaksart	5	11.1m	4.4m (0)	4.2m (0)	2:09.14	29.99s	29.40s
9 Betting On Courage	6	14.0m	8.6m (0)	8.2m (0)	2:09.36	29.98s	29.32s
10 Justadiva	7	17.8m	13.0m (0)	12.2m (0)	2:09.65	29.95s	29.30s
2 Springfield Desire	8	32.6m	0.0m (0)	0.0m (0)	2:10.77	30.04s	31.24s
3 Alpha Xena	9	34.5m	6.4m (1)	7.0m (1)	2:10.92	30.08s	30.88s
7 Josey Mint	10	61.7m	23.4m (1)	18.2m (0)	2:12.98	29.68s	32.03s

Finish Position and metres gained

First Arrow shows distance gain/loss from 2nd Qtr to 3rd Qtr,
Second Arrow shows distance gain/loss from 3rd Qtr to Finish
Blue arrow indicates best gain in these quarters.



Visual positions in race at 2nd Quarter

800



Visual positions in race at 3rd Quarter

400



Powered by



Harness Analyser

Sectional Analysis Software

Not just form | Free Trial

www.facebook.com/PJHarnessRacing



RISE Digital, Harness Racing Australia nor the provider accepts any responsibility for the completeness or accuracy of any of the information contained herein, and makes no representations about its suitability for any particular purpose. Users should make their own judgements about those matters and/or seek independent advice. You assume all risks associated with use of data provided on this page