

Penrith Race 1 Distance 1720m

Thursday, 18 September 2025


Gross Time: 2:03.30 MileRate: 1:55.40 LeadTime: 7.40s First Qtr: 29.80s Second Qtr: 30.20s Third Qtr: 28.10s Fourth Qtr: 27.80s

DATA TABLE: 800 / 400 Posi's are position from leader and (how wide the horse was at that position)

No	Horse	Plc	Mar	800 Posi	400 Posi	Time	3rd Qtr	4th Qt
2	Harleequin	1	0.0m	0.0m (0)	0.0m (0)	2:03.30	28.10s	27.80s
1	Hellovetime	2	5.1m	4.0m (0)	4.0m (0)	2:03.67	28.10s	27.88s
4	Maid Of Money	3	10.0m	12.0m (1)	11.6m (1)	2:04.03	28.07s	27.69s
3	Blisses Best	4	12.7m	7.6m (1)	7.6m (1)	2:04.23	28.10s	28.15s
10	Diletto	5	15.8m	17.2m (0)	16.6m (0)	2:04.46	28.06s	27.74s
7	Madazalways	6	16.6m	8.8m (0)	8.4m (0)	2:04.51	28.08s	28.37s
9	Jakcam Flyer	7	17.9m	16.2m (1)	15.4m (1)	2:04.61	28.05s	27.97s
6	Bettorlightem Up	8	20.3m	3.0m (1)	3.4m (1)	2:04.78	28.13s	28.97s
8	Jus Bling It	9	21.0m	13.2m (0)	12.4m (0)	2:04.84	28.05s	28.39s
5	Mizzz Adele	10	22.0m	21.6m (0)	20.8m (0)	2:04.91	28.04s	27.88s

Finish Position and metres gained

First Arrow shows distance gain/loss from 2nd Qtr to 3rd Qtr,
Second Arrow shows distance gain/loss from 3rd Qtr to Finish
Blue arrow indicates best gain in these quarters.



800

Visual positions in race at 2nd Quarter



400

Visual positions in race at 3rd Quarter

Penrith Race 2 Distance 1720m

Thursday, 18 September 2025


Gross Time: 2:04.00 MileRate: 1:56.10 LeadTime: 7.40s First Qtr: 29.60s Second Qtr: 29.90s Third Qtr: 28.10s Fourth Qtr: 29.00s

DATA TABLE: 800 / 400 Posi's are position from leader and (how wide the horse was at that position)

No	Horse	Plc	Mar	800 Posi	400 Posi	Time	3rd Qtr	4th Qt
9	Sparkla	1	0.0m	12.8m (0)	12.6m (1)	2:04.00	28.10s	28.09s
4	Foresight	2	0.2m	0.0m (0)	0.0m (0)	2:04.02	28.10s	29.01s
7	Delightfully Sweet	3	7.0m	6.6m (1)	7.6m (1)	2:04.53	28.17s	28.96s
1	Tommys Luck	4	11.5m	8.4m (0)	9.6m (0)	2:04.88	28.18s	29.14s
3	Dynamites Best	5	16.2m	2.6m (1)	3.4m (1)	2:05.23	28.14s	29.92s
2	Knockout Tyson	6	18.1m	4.4m (0)	5.6m (0)	2:05.38	28.17s	29.90s
5	Vespa Stride	7	18.7m	15.8m (1)	18.4m (2)	2:05.42	28.28s	29.02s
8	Tigernator	8	22.1m	11.0m (1)	14.2m (2)	2:05.68	28.32s	29.57s
6	The Dome	9	25.0m	21.6m (1)	22.6m (2)	2:05.90	28.17s	29.17s
10	Rocketon	10	33.4m	16.8m (0)	22.2m (0)	2:06.54	28.47s	29.81s

Finish Position and metres gained

First Arrow shows distance gain/loss from 2nd Qtr to 3rd Qtr, Second Arrow shows distance gain/loss from 3rd Qtr to Finish Blue arrow indicates best gain in these quarters.



800

Visual positions in race at 2nd Quarter



400

Visual positions in race at 3rd Quarter



Powered by



Harness Analyser

Sectional Analysis Software

Not just form | Free Trial

www.facebook.com/PJHarnessRacing



RISE Digital, Harness Racing Australia nor the provider accepts any responsibility for the completeness or accuracy of any of the information contained herein, and makes no representations about its suitability for any particular purpose. Users should make their own judgements about those matters and/or seek independent advice. You assume all risks associated with use of data provided on this page

Penrith Race 3 Distance 1720m

Thursday, 18 September 2025


Gross Time: 2:03.90 MileRate: 1:55.90 LeadTime: 7.50s First Qtr: 28.70s Second Qtr: 29.90s Third Qtr: 28.30s Fourth Qtr: 29.50s

DATA TABLE: 800 / 400 Posi's are position from leader and (how wide the horse was at that position)

NoHorse	Plc	Mar	800 Posi	400 Posi	Time	3rd Qtr	4th Qt
4 Til Heavens Rockn	1	0.0m	0.6m (0)	4.6m (0)	2:03.90	28.59s	29.16s
7 Tiger Prince	2	1.0m	8.2m (0)	12.0m (0)	2:03.98	28.59s	28.69s
8 Nitro Danny	3	4.1m	12.4m (1)	0.0m (1)	2:04.22	27.40s	29.80s
9 Rio De Janeiro Blue	4	6.1m	16.4m (1)	7.4m (2)	2:04.37	27.66s	29.40s
10 Bara Riley	5	7.2m	20.6m (1)	11.8m (3)	2:04.46	27.67s	29.16s
6 Grey Cadillac	6	9.1m	12.0m (0)	16.4m (3)	2:04.60	28.63s	28.96s
1 Major Jarod	7	16.6m	4.4m (0)	13.6m (1)	2:05.18	28.96s	29.72s
2 Indi Air Tonight	8	20.0m	8.2m (1)	15.8m (2)	2:05.45	28.84s	29.81s
3 Salero	9	20.3m	4.2m (1)	11.8m (2)	2:05.47	28.83s	30.12s
5 Duffy Hollow	10	23.5m	0.0m (1)	9.6m (1)	2:05.72	28.97s	30.52s

Finish Position and metres gained

First Arrow shows distance gain/loss from 2nd Qtr to 3rd Qtr, Second Arrow shows distance gain/loss from 3rd Qtr to Finish Blue arrow indicates best gain in these quarters.



Visual positions in race at 2nd Quarter

800



Visual positions in race at 3rd Quarter

400



Powered by



Harness Analyser

Sectional Analysis Software

Not just form | Free Trial

www.facebook.com/PJHarnessRacing



RISE Digital, Harness Racing Australia nor the provider accepts any responsibility for the completeness or accuracy of any of the information contained herein, and makes no representations about its suitability for any particular purpose. Users should make their own judgements about those matters and/or seek independent advice. You assume all risks associated with use of data provided on this page

Penrith Race 4 Distance 2125m

Thursday, 18 September 2025


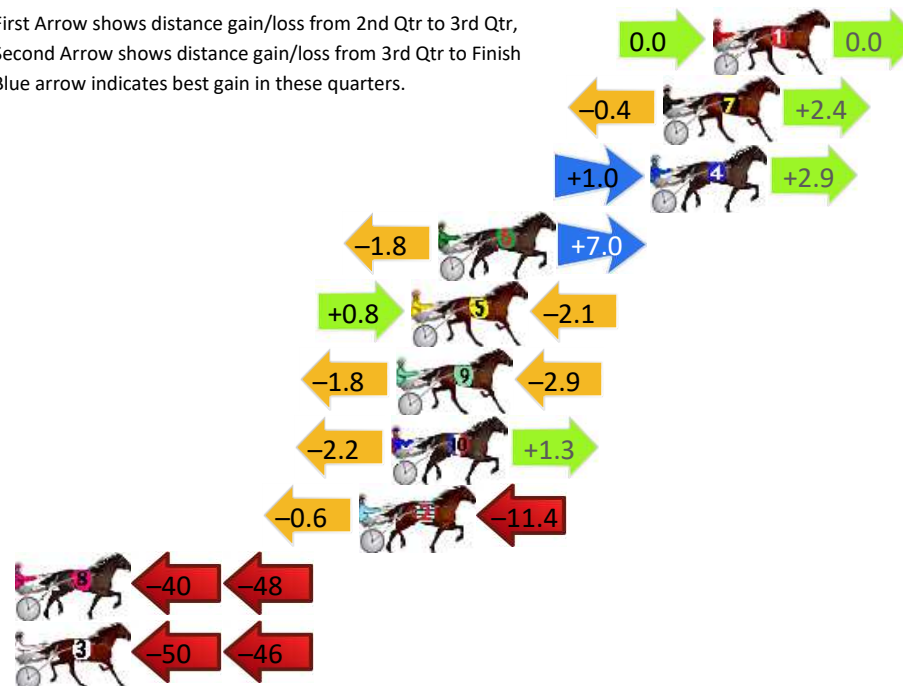
Gross Time: 2:36.50 MileRate: 1:58.60 LeadTime: 37.60s First Qtr: 31.30s Second Qtr: 30.70s Third Qtr: 28.60s Fourth Qtr: 28.30s

DATA TABLE: 800 / 400 Posi's are position from leader and (how wide the horse was at that position)

NoHorse	Plc	Mar	800 Posi	400 Posi	Time	3rd Qtr	4th Qt
1 Double It Harry	1	0.0m	0.0m (0)	0.0m (0)	2:36.50	28.60s	28.30s
7 Boyzhavtime	2	2.0m	4.0m (0)	4.4m (0)	2:36.65	28.63s	28.13s
4 Dun Spruikin	3	2.5m	6.4m (1)	5.4m (2)	2:36.69	28.53s	28.10s
6 Peligroso	4	11.0m	16.2m (0)	18.0m (1)	2:37.32	28.72s	27.81s
5 Admirable	5	12.1m	10.8m (1)	10.0m (2)	2:37.40	28.54s	28.45s
9 Shades Of Heaven	6	12.7m	8.0m (0)	9.8m (0)	2:37.44	28.73s	28.50s
10 Flo Ryda	7	12.9m	12.0m (0)	14.2m (1)	2:37.46	28.76s	28.21s
2 Dontletfearstopya	8	14.2m	2.2m (1)	2.8m (1)	2:37.56	28.65s	29.10s
8 Raging Sea	9	357.4m	270.0m (0)	310.0m (0)	3:03.07	31.45s	31.63s
3 Ourtreacherous Reign	10	455.6m	360.0m (0)	410.0m (0)	3:10.38	32.15s	31.51s

Finish Position and metres gained

First Arrow shows distance gain/loss from 2nd Qtr to 3rd Qtr, Second Arrow shows distance gain/loss from 3rd Qtr to Finish Blue arrow indicates best gain in these quarters.



Penrith Race 5 Distance 1720m

Thursday, 18 September 2025

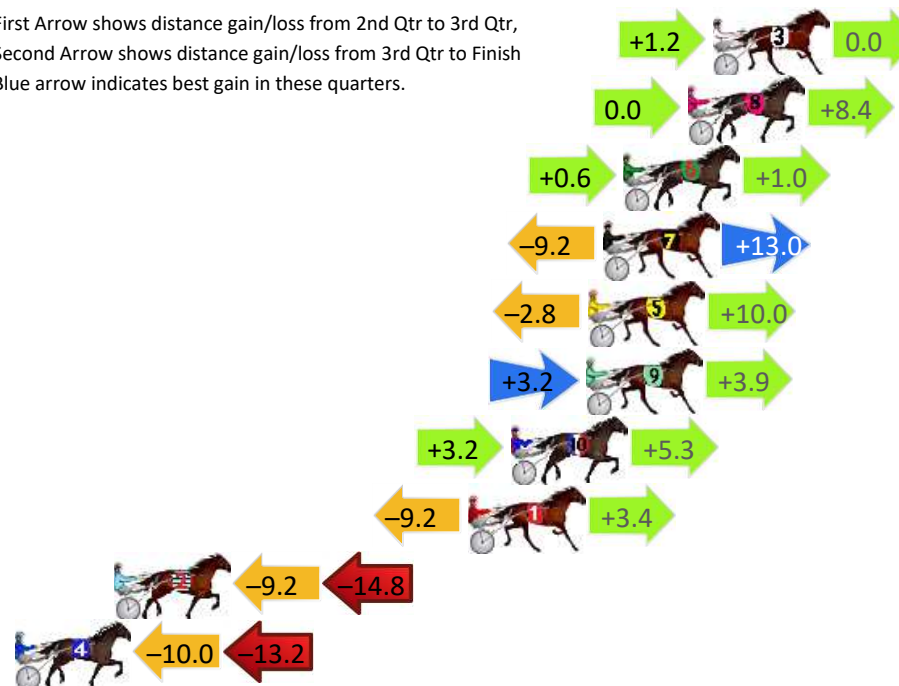
Gross Time: 2:02.30 MileRate: 1:54.50 LeadTime: 7.40s First Qtr: 27.90s Second Qtr: 29.50s Third Qtr: 28.40s Fourth Qtr: 29.10s

DATA TABLE: 800 / 400 Posi's are position from leader and (how wide the horse was at that position)

NoHorse	Plc	Mar	800 Posi	400 Posi	Time	3rd Qtr	4th Qt
3 Destiny Stride	1	0.0m	1.2m (1)	0.0m (0)	2:02.30	28.31s	29.10s
8 Itzmineontheline	2	1.0m	9.4m (1)	9.4m (1)	2:02.38	28.41s	28.49s
6 Give Me A Minute	3	3.6m	5.2m (1)	4.6m (1)	2:02.57	28.36s	29.03s
7 Dougs Flame	4	4.4m	8.2m (0)	17.4m (1)	2:02.64	29.07s	28.16s
5 Mr Teddy	5	5.0m	12.2m (0)	15.0m (2)	2:02.68	28.61s	28.38s
9 King Tiger	6	5.1m	12.2m (2)	9.0m (2)	2:02.69	28.17s	28.82s
10 Promising	7	8.1m	16.6m (2)	13.4m (3)	2:02.92	28.18s	28.72s
1 Stormtide	8	9.8m	4.0m (0)	13.2m (0)	2:03.05	29.06s	28.85s
2 Eye Can Try	9	24.0m	0.0m (0)	9.2m (0)	2:04.13	29.04s	30.17s
4 Marathon Man	10	39.2m	16.0m (0)	26.0m (0)	2:05.29	29.10s	30.05s

Finish Position and metres gained

First Arrow shows distance gain/loss from 2nd Qtr to 3rd Qtr,
Second Arrow shows distance gain/loss from 3rd Qtr to Finish
Blue arrow indicates best gain in these quarters.



Visual positions in race at 2nd Quarter

800



Visual positions in race at 3rd Quarter

400



Powered by



Harness Analyser

Sectional Analysis Software

Not just form | Free Trial

www.facebook.com/PJHarnessRacing



RISE Digital, Harness Racing Australia nor the provider accepts any responsibility for the completeness or accuracy of any of the information contained herein, and makes no representations about its suitability for any particular purpose. Users should make their own judgements about those matters and/or seek independent advice. You assume all risks associated with use of data provided on this page

Penrith Race 6 Distance 1720m

Thursday, 18 September 2025


Gross Time: 2:07.10 MileRate: 1:58.90 LeadTime: 7.90s First Qtr: 31.80s Second Qtr: 30.50s Third Qtr: 28.10s Fourth Qtr: 28.80s

DATA TABLE: 800 / 400 Posi's are position from leader and (how wide the horse was at that position)

NoHorse	Plc	Mar	800 Posi	400 Posi	Time	3rd Qtr	4th Qt
10 Beachbabe Crocker	1	0.0m	10.8m (1)	4.4m (2)	2:07.10	27.65s	28.48s
4 Threetwonine	2	0.8m	15.6m (1)	13.4m (1)	2:07.16	27.96s	27.90s
11 Tolls King	3	2.4m	1.4m (1)	1.4m (1)	2:07.28	28.10s	28.87s
1 Bettorbythesea	4	2.7m	0.0m (0)	0.0m (0)	2:07.30	28.10s	28.99s
7 Bara Aubrey	5	6.9m	5.0m (0)	5.0m (0)	2:07.62	28.10s	28.94s
2 Merrywood Lou	6	9.0m	9.2m (0)	10.8m (0)	2:07.78	28.21s	28.67s
3 Samui	7	10.6m	6.2m (1)	5.6m (1)	2:07.90	28.05s	29.16s
6 Hungry Joe	8	22.9m	19.6m (1)	26.4m (1)	2:08.83	28.58s	28.55s
5 Between Decks	9	26.8m	18.8m (0)	34.0m (0)	2:09.13	29.18s	28.28s
8 Rocky Road Star	10	29.5m	14.6m (0)	29.0m (0)	2:09.33	29.12s	28.84s

Finish Position and metres gained

First Arrow shows distance gain/loss from 2nd Qtr to 3rd Qtr, Second Arrow shows distance gain/loss from 3rd Qtr to Finish Blue arrow indicates best gain in these quarters.



800



Visual positions in race at 3rd Quarter

400



Penrith Race 7 Distance 1720m

Thursday, 18 September 2025

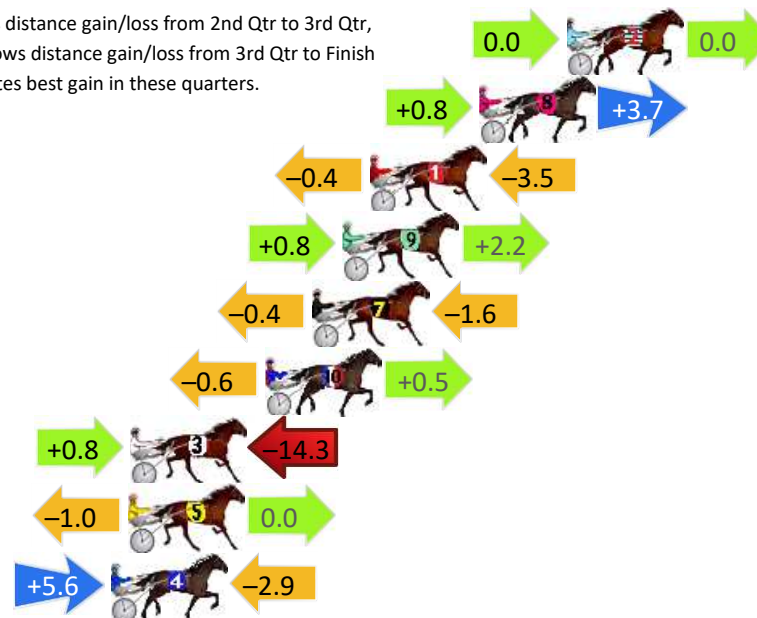
Gross Time: 2:06.30 MileRate: 1:58.20 LeadTime: 7.50s First Qtr: 30.90s Second Qtr: 30.70s Third Qtr: 28.80s Fourth Qtr: 28.40s

DATA TABLE: 800 / 400 Posi's are position from leader and (how wide the horse was at that position)

No	Horse	Plc	Mar	800 Posi	400 Posi	Time	3rd Qtr	4th Qt
2	Reign Maker	1	0.0m	0.0m (0)	0.0m (0)	2:06.30	28.80s	28.40s
8	Lookin Good Margie	2	3.5m	8.0m (1)	7.2m (1)	2:06.56	28.74s	28.14s
1	Bettor Be Lucky	3	7.9m	4.0m (0)	4.4m (0)	2:06.89	28.83s	28.65s
9	Petes Big Jim	4	9.0m	12.0m (1)	11.2m (1)	2:06.97	28.74s	28.24s
7	The Best Of You	5	10.2m	8.2m (0)	8.6m (0)	2:07.06	28.83s	28.51s
10	Polka Delight	6	12.1m	12.0m (0)	12.6m (0)	2:07.20	28.84s	28.36s
3	Playful Miss	7	17.5m	4.0m (1)	3.2m (1)	2:07.61	28.75s	29.41s
5	Little Cessna	8	17.6m	16.6m (1)	17.6m (0)	2:07.61	28.87s	28.40s
4	Caribbean Runa	9	18.3m	21.0m (1)	15.4m (1)	2:07.67	28.40s	28.60s

Finish Position and metres gained

First Arrow shows distance gain/loss from 2nd Qtr to 3rd Qtr,
Second Arrow shows distance gain/loss from 3rd Qtr to Finish
Blue arrow indicates best gain in these quarters.



800

Visual positions in race at 2nd Quarter



400

Visual positions in race at 3rd Quarter



Powered by



Harness Analyser

Sectional Analysis Software

Not just form | Free Trial

www.facebook.com/PJHarnessRacing



RISE Digital, Harness Racing Australia nor the provider accepts any responsibility for the completeness or accuracy of any of the information contained herein, and makes no representations about its suitability for any particular purpose. Users should make their own judgements about those matters and/or seek independent advice. You assume all risks associated with use of data provided on this page

Penrith Race 8 Distance 1720m

Thursday, 18 September 2025


Gross Time: 2:04.70 MileRate: 1:56.70 LeadTime: 7.40s First Qtr: 30.10s Second Qtr: 30.10s Third Qtr: 28.70s Fourth Qtr: 28.40s

DATA TABLE: 800 / 400 Posi's are position from leader and (how wide the horse was at that position)

No	Horse	Plc	Mar	800 Posi	400 Posi	Time	3rd Qtr	4th Qt
3	Crunchie Diva	1	0.0m	0.0m (0)	0.0m (0)	2:04.70	28.70s	28.40s
9	Magnetic Storm	2	5.0m	2.2m (1)	1.0m (1)	2:05.07	28.62s	28.68s
6	Eye Can Ear Amour	3	5.5m	6.6m (1)	5.4m (2)	2:05.11	28.61s	28.41s
1	Eclipse Line	4	8.4m	4.4m (0)	5.4m (0)	2:05.33	28.77s	28.61s
10	Heaven Fast	5	10.2m	8.4m (0)	9.8m (0)	2:05.46	28.80s	28.43s
8	Hesaa Lister	6	15.0m	20.8m (1)	20.4m (1)	2:05.82	28.67s	28.02s
2	Tiger Eupheme	7	15.5m	15.4m (1)	14.2m (2)	2:05.86	28.62s	28.49s
5	Hes My Reason	8	17.5m	13.0m (0)	16.4m (0)	2:06.01	28.94s	28.48s
7	Madam Tiger	9	18.5m	11.0m (1)	10.2m (2)	2:06.08	28.65s	28.99s
4	Tora	10	26.1m	17.6m (0)	22.0m (0)	2:06.65	29.01s	28.69s


Finish Position and metres gained

First Arrow shows distance gain/loss from 2nd Qtr to 3rd Qtr,
Second Arrow shows distance gain/loss from 3rd Qtr to Finish
Blue arrow indicates best gain in these quarters.



800

Visual positions in race at 2nd Quarter



400

Visual positions in race at 3rd Quarter



Powered by



Harness Analyser

Sectional Analysis Software

Not just form | Free Trial

www.facebook.com/PJHarnessRacing



RISE Digital, Harness Racing Australia nor the provider accepts any responsibility for the completeness or accuracy of any of the information contained herein, and makes no representations about its suitability for any particular purpose. Users should make their own judgements about those matters and/or seek independent advice. You assume all risks associated with use of data provided on this page