

# Tamworth Race 1 Distance 1609m

Thursday, 18 September 2025



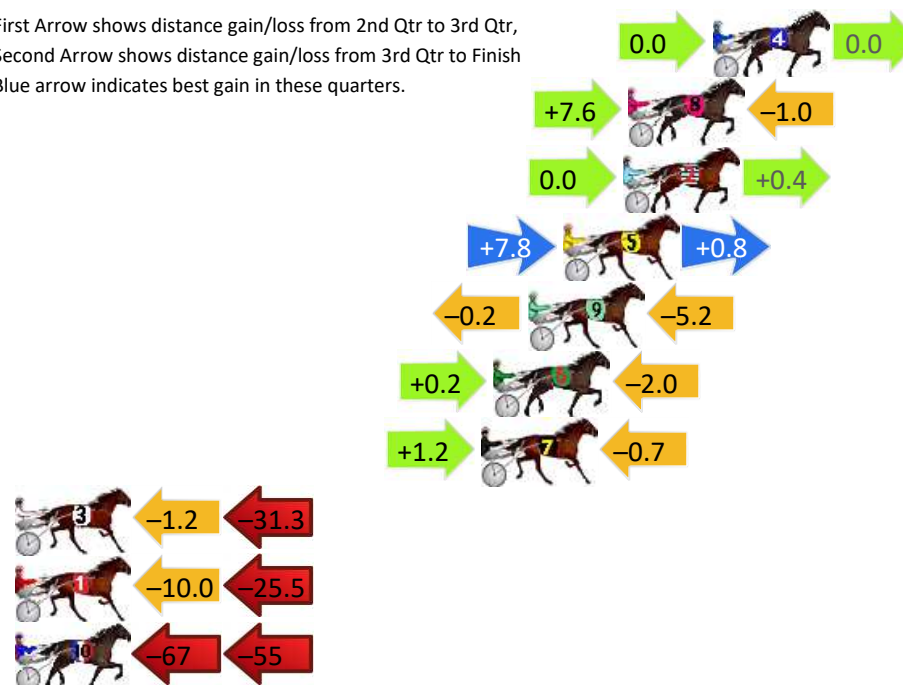
Gross Time: 1:59.70 MileRate: 1:59.70 LeadTime: 0.00s First Qtr: 28.10s Second Qtr: 31.00s Third Qtr: 30.00s Fourth Qtr: 30.70s

DATA TABLE: 800 / 400 Posi's are position from leader and (how wide the horse was at that position)

| No | Horse          | Plc | Mar    | 800 Posi  | 400 Posi   | Time    | 3rd Qtr | 4th Qt |
|----|----------------|-----|--------|-----------|------------|---------|---------|--------|
| 4  | Ascot Showgirl | 1   | 0.0m   | 0.0m (0)  | 0.0m (0)   | 1:59.70 | 30.00s  | 30.70s |
| 8  | Goldnglitz     | 2   | 3.4m   | 10.0m (2) | 2.4m (2)   | 1:59.97 | 29.43s  | 30.78s |
| 2  | Altiano        | 3   | 3.6m   | 4.0m (0)  | 4.0m (0)   | 1:59.99 | 30.00s  | 30.67s |
| 5  | Lord Jaydo     | 4   | 6.0m   | 14.6m (2) | 6.8m (2)   | 2:00.18 | 29.41s  | 30.64s |
| 9  | Spooky Art     | 5   | 7.4m   | 2.0m (1)  | 2.2m (1)   | 2:00.29 | 30.01s  | 31.10s |
| 6  | Fourty One Gee | 6   | 8.8m   | 7.0m (1)  | 6.8m (1)   | 2:00.41 | 29.98s  | 30.85s |
| 7  | Charjo         | 7   | 9.3m   | 9.8m (0)  | 8.6m (0)   | 2:00.45 | 29.91s  | 30.75s |
| 3  | Schmiki        | 8   | 46.3m  | 13.8m (1) | 15.0m (1)  | 2:03.42 | 30.06s  | 33.09s |
| 1  | Howitis        | 9   | 100.5m | 65.0m (0) | 75.0m (0)  | 2:07.77 | 30.73s  | 32.65s |
| 10 | Rory Otara     | 10  | 154.7m | 33.0m (0) | 100.0m (0) | 2:12.13 | 35.01s  | 34.87s |

## Finish Position and metres gained

First Arrow shows distance gain/loss from 2nd Qtr to 3rd Qtr,  
Second Arrow shows distance gain/loss from 3rd Qtr to Finish  
Blue arrow indicates best gain in these quarters.



# Tamworth Race 2 Distance 1980m

Thursday, 18 September 2025

Gross Time: 2:27.70

MileRate: 2:00.00

LeadTime: 26.70s

First Qtr: 31.00s

Second Qtr: 29.80s

Third Qtr: 29.50s

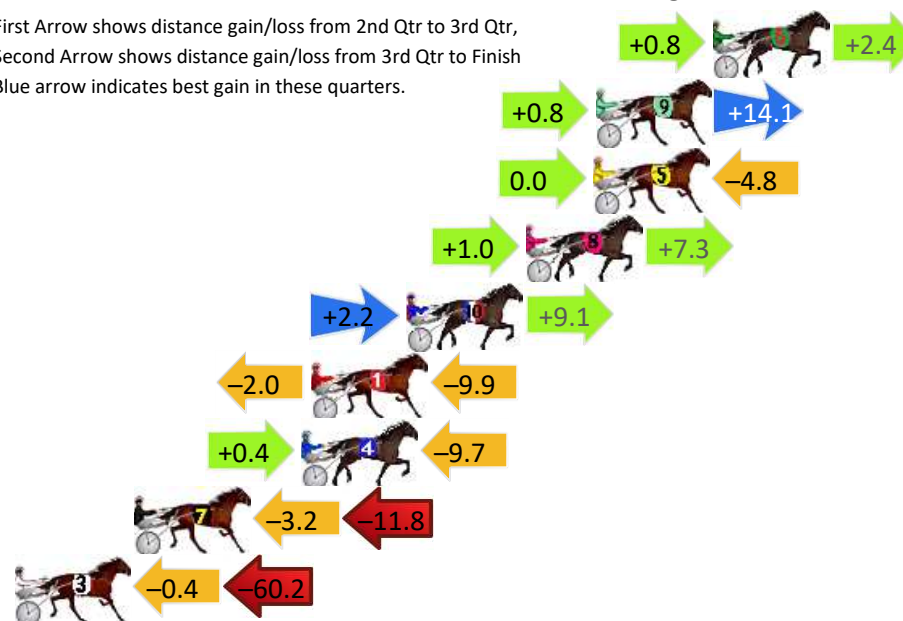
Fourth Qtr: 30.70s

DATA TABLE: 800 / 400 Posi's are position from leader and (how wide the horse was at that position)

| No | Horse              | Plc | Mar   | 800 Posi  | 400 Posi  | Time    | 3rd Qtr | 4th Qt |
|----|--------------------|-----|-------|-----------|-----------|---------|---------|--------|
| 6  | Tralee Snickas     | 1   | 0.0m  | 3.2m (1)  | 2.4m (1)  | 2:27.70 | 29.44s  | 30.52s |
| 9  | Bettathanmozarella | 2   | 4.7m  | 19.6m (1) | 18.8m (2) | 2:28.08 | 29.46s  | 29.62s |
| 5  | Oak Ridge          | 3   | 4.8m  | 0.0m (0)  | 0.0m (0)  | 2:28.09 | 29.49s  | 31.07s |
| 8  | My Ultimate Hugo   | 4   | 7.5m  | 15.8m (1) | 14.8m (2) | 2:28.30 | 29.44s  | 30.14s |
| 10 | Jackys Maria       | 5   | 12.3m | 23.6m (1) | 21.4m (0) | 2:28.69 | 29.35s  | 30.01s |
| 1  | Carolsdiamond      | 6   | 16.1m | 4.2m (0)  | 6.2m (0)  | 2:28.99 | 29.63s  | 31.46s |
| 4  | Barrys Brother     | 7   | 16.5m | 7.2m (1)  | 6.8m (2)  | 2:29.03 | 29.46s  | 31.44s |
| 7  | Hey Dude           | 8   | 23.2m | 8.2m (0)  | 11.4m (0) | 2:29.56 | 29.72s  | 31.60s |
| 3  | Double Mach        | 9   | 72.0m | 11.4m (1) | 11.8m (1) | 2:33.48 | 29.44s  | 35.29s |

## Finish Position and metres gained

First Arrow shows distance gain/loss from 2nd Qtr to 3rd Qtr,  
Second Arrow shows distance gain/loss from 3rd Qtr to Finish  
Blue arrow indicates best gain in these quarters.



Visual positions in race at 2nd Quarter



Visual positions in race at 3rd Quarter



Powered by



Harness Analyser

Sectional Analysis Software

Not just form | Free Trial

[www.facebook.com/PJHarnessRacing](http://www.facebook.com/PJHarnessRacing)



RISE Digital, Harness Racing Australia nor the provider accepts any responsibility for the completeness or accuracy of any of the information contained herein, and makes no representations about its suitability for any particular purpose. Users should make their own judgements about those matters and/or seek independent advice. You assume all risks associated with use of data provided on this page

# Tamworth Race 3 Distance 1980m

Thursday, 18 September 2025


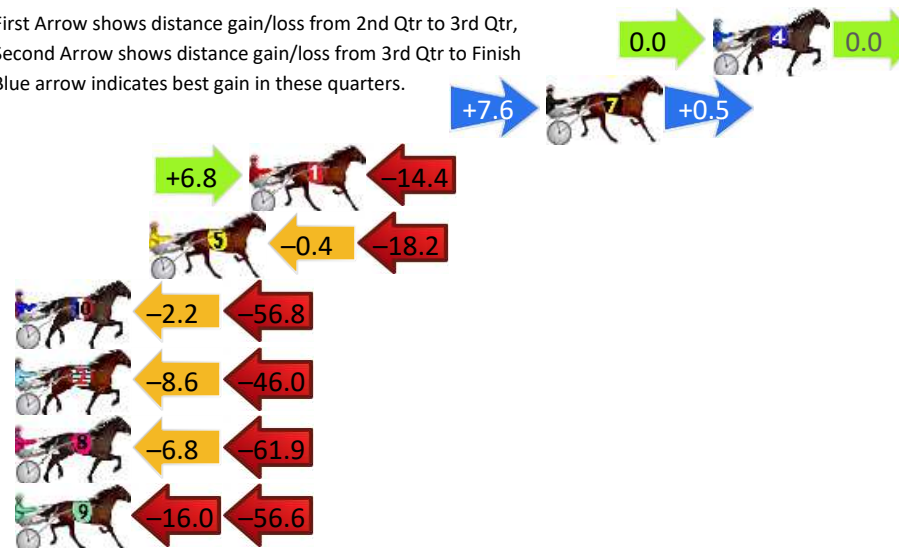
Gross Time: 2:25.20 MileRate: 1:58.00 LeadTime: 26.90s First Qtr: 29.50s Second Qtr: 29.40s Third Qtr: 29.60s Fourth Qtr: 29.80s

DATA TABLE: 800 / 400 Posi's are position from leader and (how wide the horse was at that position)

| NoHorse              | Plc | Mar   | 800 Posi  | 400 Posi  | Time    | 3rd Qtr | 4th Qt |
|----------------------|-----|-------|-----------|-----------|---------|---------|--------|
| 4 Tinny Mahoney      | 1   | 0.0m  | 0.0m (0)  | 0.0m (0)  | 2:25.20 | 29.60s  | 29.80s |
| 7 My Ultimate Cossie | 2   | 6.7m  | 14.8m (2) | 7.2m (2)  | 2:25.72 | 29.04s  | 29.76s |
| 1 Ultimate Empire    | 3   | 18.6m | 11.0m (2) | 4.2m (1)  | 2:26.65 | 29.09s  | 30.87s |
| 5 Sparkling Sue      | 4   | 22.6m | 4.0m (0)  | 4.4m (0)  | 2:26.96 | 29.63s  | 31.15s |
| 10 Macedes           | 5   | 66.8m | 7.8m (1)  | 10.0m (0) | 2:30.42 | 29.75s  | 34.01s |
| 2 Midas Shannon      | 6   | 67.8m | 13.2m (0) | 21.8m (1) | 2:30.49 | 30.22s  | 33.21s |
| 8 Tigermac           | 7   | 72.5m | 3.8m (1)  | 10.6m (1) | 2:30.86 | 30.09s  | 34.39s |
| 9 Three Parts Grey   | 8   | 81.0m | 8.4m (0)  | 24.4m (0) | 2:31.52 | 30.77s  | 33.99s |

## Finish Position and metres gained

First Arrow shows distance gain/loss from 2nd Qtr to 3rd Qtr,  
Second Arrow shows distance gain/loss from 3rd Qtr to Finish  
Blue arrow indicates best gain in these quarters.



800

Visual positions in race at 2nd Quarter



400

Visual positions in race at 3rd Quarter



Powered by



Harness Analyser

Sectional Analysis Software

Not just form | Free Trial

[www.facebook.com/PJHarnessRacing](http://www.facebook.com/PJHarnessRacing)



RISE Digital, Harness Racing Australia nor the provider accepts any responsibility for the completeness or accuracy of any of the information contained herein, and makes no representations about its suitability for any particular purpose. Users should make their own judgements about those matters and/or seek independent advice. You assume all risks associated with use of data provided on this page

# Tamworth Race 4 Distance 1980m

Thursday, 18 September 2025

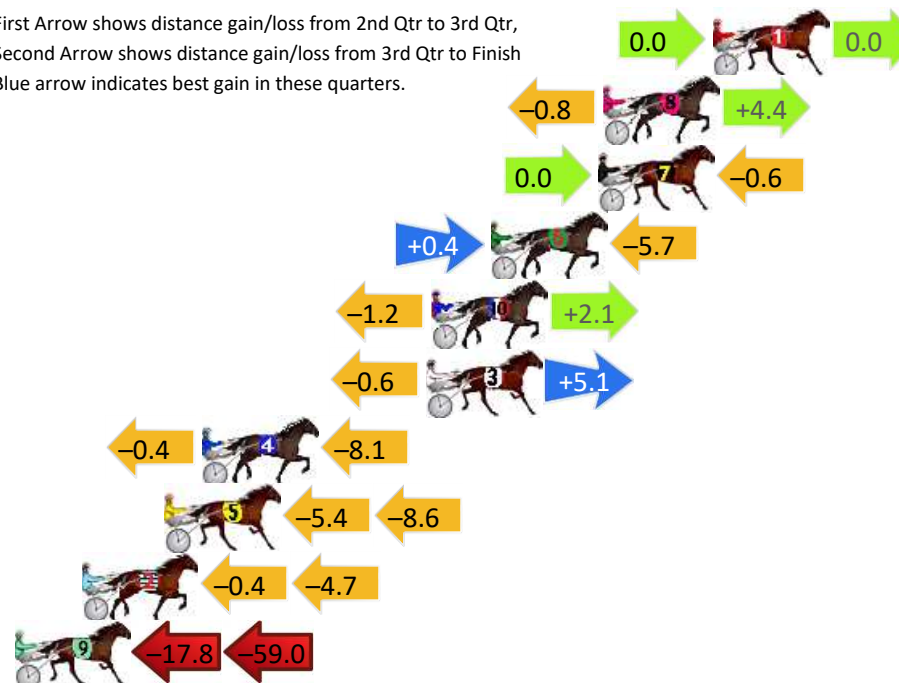
Gross Time: 2:26.70 MileRate: 1:59.30 LeadTime: 27.30s First Qtr: 30.00s Second Qtr: 29.90s Third Qtr: 29.40s Fourth Qtr: 30.10s

DATA TABLE: 800 / 400 Posi's are position from leader and (how wide the horse was at that position)

| No | Horse           | Plc | Mar   | 800 Posi  | 400 Posi  | Time    | 3rd Qtr | 4th Qt |
|----|-----------------|-----|-------|-----------|-----------|---------|---------|--------|
| 1  | Thomas Royal    | 1   | 0.0m  | 0.0m (0)  | 0.0m (0)  | 2:26.70 | 29.40s  | 30.10s |
| 8  | Zacharooni      | 2   | 4.4m  | 8.0m (0)  | 8.8m (0)  | 2:27.05 | 29.46s  | 29.77s |
| 7  | Yogi            | 3   | 4.6m  | 4.0m (0)  | 4.0m (0)  | 2:27.06 | 29.40s  | 30.14s |
| 6  | Next To Me      | 4   | 8.9m  | 3.6m (1)  | 3.2m (1)  | 2:27.40 | 29.37s  | 30.53s |
| 10 | Lookat Mee      | 5   | 11.3m | 12.2m (0) | 13.4m (0) | 2:27.59 | 29.49s  | 29.94s |
| 3  | Bring Your Best | 6   | 11.5m | 16.0m (1) | 16.6m (2) | 2:27.61 | 29.45s  | 29.72s |
| 4  | Shiralee        | 7   | 20.5m | 12.0m (1) | 12.4m (2) | 2:28.32 | 29.42s  | 30.71s |
| 5  | Iamnopet        | 8   | 22.0m | 8.0m (1)  | 13.4m (1) | 2:28.43 | 29.79s  | 30.74s |
| 2  | Country Major   | 9   | 25.3m | 20.2m (1) | 20.6m (1) | 2:28.69 | 29.43s  | 30.45s |
| 9  | Girls View      | 10  | 99.0m | 22.2m (0) | 40.0m (0) | 2:34.50 | 30.67s  | 34.51s |


## Finish Position and metres gained

First Arrow shows distance gain/loss from 2nd Qtr to 3rd Qtr,  
Second Arrow shows distance gain/loss from 3rd Qtr to Finish  
Blue arrow indicates best gain in these quarters.



800

Visual positions in race at 2nd Quarter



400

Visual positions in race at 3rd Quarter



Powered by



Harness Analyser

Sectional Analysis Software

Not just form | Free Trial

[www.facebook.com/PJHarnessRacing](http://www.facebook.com/PJHarnessRacing)



RISE Digital, Harness Racing Australia nor the provider accepts any responsibility for the completeness or accuracy of any of the information contained herein, and makes no representations about its suitability for any particular purpose. Users should make their own judgements about those matters and/or seek independent advice. You assume all risks associated with use of data provided on this page



# Tamworth Race 5 Distance 1980m

Thursday, 18 September 2025

Gross Time: 2:26.30

MileRate: 1:58.90

LeadTime: 27.40s

First Qtr: 29.30s

Second Qtr: 30.20s

Third Qtr: 28.90s


Fourth Qtr: 30.50s

DATA TABLE: 800 / 400 Posi's are position from leader and (how wide the horse was at that position)

| No | Horse           | Plc | Mar   | 800 Posi  | 400 Posi  | Time    | 3rd Qtr | 4th Qt |
|----|-----------------|-----|-------|-----------|-----------|---------|---------|--------|
| 9  | Grosestar       | 1   | 0.0m  | 2.0m (2)  | 0.0m (0)  | 2:26.30 | 28.75s  | 30.50s |
| 6  | Stick Man       | 2   | 6.4m  | 6.6m (2)  | 4.8m (1)  | 2:26.81 | 28.76s  | 30.62s |
| 3  | Reds Good To Go | 3   | 12.9m | 16.2m (1) | 22.4m (2) | 2:27.33 | 29.38s  | 29.78s |
| 10 | Montana Nights  | 4   | 14.9m | 12.2m (0) | 17.4m (0) | 2:27.49 | 29.29s  | 30.31s |
| 7  | Karalta Courage | 5   | 15.4m | 8.2m (0)  | 15.0m (1) | 2:27.53 | 29.40s  | 30.53s |
| 2  | Be Good Benny   | 6   | 20.8m | 0.0m (0)  | 5.2m (0)  | 2:27.96 | 29.25s  | 31.68s |
| 8  | Classic Arc     | 7   | 21.5m | 3.2m (1)  | 20.6m (1) | 2:28.02 | 30.18s  | 30.57s |
| 1  | Safe Jewels     | 8   | 21.6m | 4.0m (0)  | 11.6m (0) | 2:28.02 | 29.44s  | 31.26s |
| 5  | Rum Delight     | 9   | 23.1m | 11.6m (2) | 18.2m (2) | 2:28.14 | 29.38s  | 30.87s |
| 4  | Adrenaline Rush | 10  | 25.5m | 7.2m (1)  | 23.0m (0) | 2:28.34 | 30.06s  | 30.69s |


## Finish Position and metres gained

First Arrow shows distance gain/loss from 2nd Qtr to 3rd Qtr,  
Second Arrow shows distance gain/loss from 3rd Qtr to Finish  
Blue arrow indicates best gain in these quarters.



800

Visual positions in race at 2nd Quarter



400

Visual positions in race at 3rd Quarter



Powered by



Harness Analyser

Sectional Analysis Software

Not just form | Free Trial

[www.facebook.com/PJHarnessRacing](http://www.facebook.com/PJHarnessRacing)



RISE Digital, Harness Racing Australia nor the provider accepts any responsibility for the completeness or accuracy of any of the information contained herein, and makes no representations about its suitability for any particular purpose. Users should make their own judgements about those matters and/or seek independent advice. You assume all risks associated with use of data provided on this page

# Tamworth Race 6 Distance 1609m

Thursday, 18 September 2025

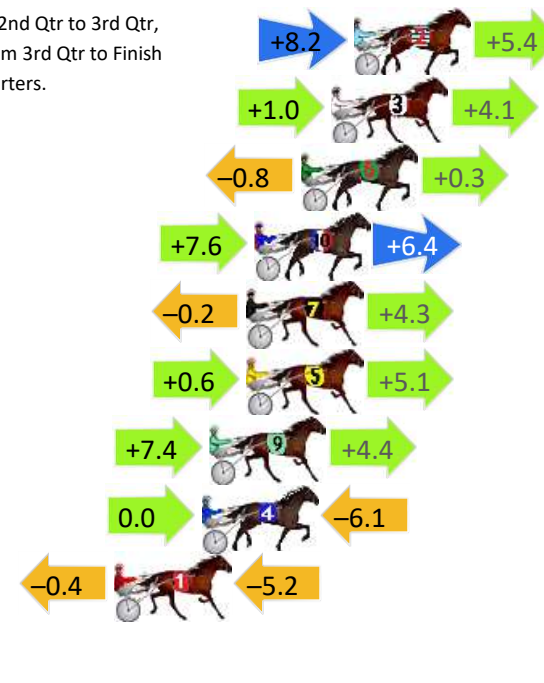
Gross Time: 1:59.90 MileRate: 1:59.90 LeadTime: 0.00s First Qtr: 28.90s Second Qtr: 30.90s Third Qtr: 29.80s Fourth Qtr: 30.30s

DATA TABLE: 800 / 400 Posi's are position from leader and (how wide the horse was at that position)

| NoHorse              | Plc | Mar   | 800 Posi  | 400 Posi  | Time    | 3rd Qtr | 4th Qt |
|----------------------|-----|-------|-----------|-----------|---------|---------|--------|
| 2 Feisty Tiger       | 1   | 0.0m  | 13.6m (2) | 5.4m (3)  | 1:59.90 | 29.19s  | 29.89s |
| 3 Driving Miss Molly | 2   | 0.9m  | 6.0m (1)  | 5.0m (2)  | 1:59.97 | 29.73s  | 29.99s |
| 6 Ellie Rippin       | 3   | 2.1m  | 1.6m (1)  | 2.4m (1)  | 2:00.07 | 29.86s  | 30.28s |
| 10 Oakley Shard      | 4   | 4.0m  | 18.0m (0) | 10.4m (1) | 2:00.22 | 29.24s  | 29.82s |
| 7 Tasmans Delight    | 5   | 4.3m  | 8.4m (0)  | 8.6m (0)  | 2:00.24 | 29.82s  | 29.98s |
| 5 Heavenly Turbo     | 6   | 4.3m  | 10.0m (1) | 9.4m (2)  | 2:00.24 | 29.76s  | 29.92s |
| 9 Im No Gift         | 7   | 5.8m  | 17.6m (2) | 10.2m (3) | 2:00.36 | 29.25s  | 29.97s |
| 4 Make Mine Ideal    | 8   | 6.1m  | 0.0m (0)  | 0.0m (0)  | 2:00.38 | 29.80s  | 30.76s |
| 1 Gerrys Jewel       | 9   | 9.6m  | 4.0m (0)  | 4.4m (0)  | 2:00.66 | 29.83s  | 30.69s |
| 8 Seeking Pleasure   | 10  | 45.1m | 13.8m (1) | 14.8m (3) | 2:03.48 | 29.86s  | 32.58s |

## Finish Position and metres gained

First Arrow shows distance gain/loss from 2nd Qtr to 3rd Qtr, Second Arrow shows distance gain/loss from 3rd Qtr to Finish Blue arrow indicates best gain in these quarters.



800

Visual positions in race at 2nd Quarter



400

Visual positions in race at 3rd Quarter



Powered by



Harness Analyser

Sectional Analysis Software

Not just form | Free Trial

www.facebook.com/PJHarnessRacing



RISE Digital, Harness Racing Australia nor the provider accepts any responsibility for the completeness or accuracy of any of the information contained herein, and makes no representations about its suitability for any particular purpose. Users should make their own judgements about those matters and/or seek independent advice. You assume all risks associated with use of data provided on this page

# Tamworth Race 7 Distance 1609m

Thursday, 18 September 2025

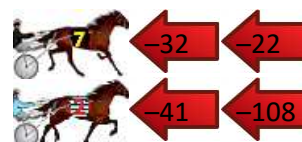
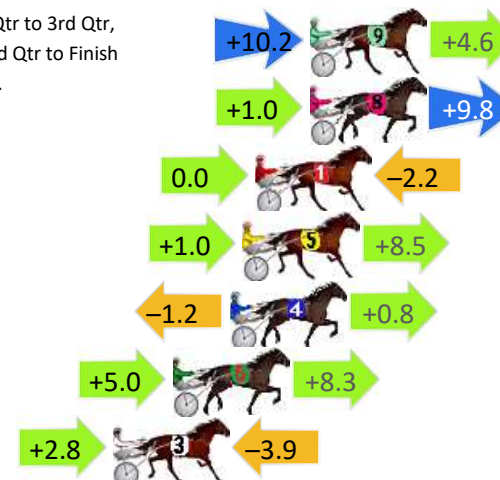
Gross Time: 1:58.10 MileRate: 1:58.10 LeadTime: 0.00s First Qtr: 28.40s Second Qtr: 29.50s Third Qtr: 29.20s Fourth Qtr: 30.90s

DATA TABLE: 800 / 400 Posi's are position from leader and (how wide the horse was at that position)

| No | Horse               | Plc | Mar    | 800 Posi  | 400 Posi  | Time    | 3rd Qtr | 4th Qt |
|----|---------------------|-----|--------|-----------|-----------|---------|---------|--------|
| 9  | Paris Princess      | 1   | 0.0m   | 14.8m (1) | 4.6m (2)  | 1:58.10 | 28.45s  | 30.55s |
| 8  | Amillion Promises   | 2   | 0.0m   | 10.8m (1) | 9.8m (2)  | 1:58.10 | 29.15s  | 30.15s |
| 1  | Rockindownunder     | 3   | 2.2m   | 0.0m (0)  | 0.0m (0)  | 1:58.28 | 29.20s  | 31.07s |
| 5  | The Irish Eagle     | 4   | 2.7m   | 12.2m (0) | 11.2m (0) | 1:58.32 | 29.14s  | 30.25s |
| 4  | Dougs Rules         | 5   | 3.2m   | 2.8m (1)  | 4.0m (0)  | 1:58.36 | 29.29s  | 30.84s |
| 6  | Bettor Keep Rocking | 6   | 5.5m   | 18.8m (1) | 13.8m (1) | 1:58.54 | 28.84s  | 30.26s |
| 3  | Brave Bondi         | 7   | 7.9m   | 6.8m (1)  | 4.0m (1)  | 1:58.74 | 28.98s  | 31.20s |
| 7  | Joe By The Seaside  | 8   | 61.7m  | 8.0m (0)  | 40.0m (0) | 2:03.09 | 31.54s  | 32.57s |
| 2  | Rip Jackson         | 9   | 152.7m | 4.0m (0)  | 45.0m (0) | 2:10.44 | 32.04s  | 39.17s |

## Finish Position and metres gained

First Arrow shows distance gain/loss from 2nd Qtr to 3rd Qtr,  
Second Arrow shows distance gain/loss from 3rd Qtr to Finish  
Blue arrow indicates best gain in these quarters.



800

Visual positions in race at 2nd Quarter



400

Visual positions in race at 3rd Quarter



Powered by



Harness Analyser

Sectional Analysis Software

Not just form | Free Trial

[www.facebook.com/PJHarnessRacing](http://www.facebook.com/PJHarnessRacing)



RISE Digital, Harness Racing Australia nor the provider accepts any responsibility for the completeness or accuracy of any of the information contained herein, and makes no representations about its suitability for any particular purpose. Users should make their own judgements about those matters and/or seek independent advice. You assume all risks associated with use of data provided on this page

# Tamworth Race 8 Distance 1609m

Thursday, 18 September 2025



Gross Time: 1:58.10 MileRate: 1:58.10 LeadTime: 0.00s First Qtr: 28.50s Second Qtr: 28.90s Third Qtr: 29.30s Fourth Qtr: 31.30s

DATA TABLE: 800 / 400 Posi's are position from leader and (how wide the horse was at that position)

| No | Horse          | Plc | Mar   | 800 Posi  | 400 Posi  | Time    | 3rd Qtr | 4th Qt |
|----|----------------|-----|-------|-----------|-----------|---------|---------|--------|
| 11 | The Cid        | 1   | 0.0m  | 17.0m (1) | 12.2m (3) | 1:58.10 | 28.97s  | 30.35s |
| 2  | Tabra          | 2   | 4.0m  | 4.2m (0)  | 4.0m (0)  | 1:58.43 | 29.28s  | 31.30s |
| 9  | Annie Crocker  | 3   | 5.7m  | 12.6m (2) | 7.8m (3)  | 1:58.57 | 28.94s  | 31.14s |
| 4  | Cheddar Valley | 4   | 6.6m  | 4.0m (1)  | 4.6m (1)  | 1:58.64 | 29.34s  | 31.46s |
| 5  | Longnwingroad  | 5   | 7.0m  | 0.0m (1)  | 0.6m (1)  | 1:58.67 | 29.33s  | 31.80s |
| 3  | Mini Mine Yet  | 6   | 8.9m  | 0.2m (0)  | 0.0m (0)  | 1:58.83 | 29.26s  | 31.99s |
| 7  | Gotonebetter   | 7   | 10.3m | 8.8m (0)  | 7.8m (0)  | 1:58.94 | 29.22s  | 31.49s |
| 10 | Bettor Cheer   | 8   | 11.3m | 8.6m (1)  | 8.6m (1)  | 1:59.02 | 29.29s  | 31.51s |
| 6  | My Rock Moves  | 9   | 13.5m | 3.0m (2)  | 5.8m (2)  | 1:59.20 | 29.49s  | 31.90s |
| 1  | Peppa Bliss    | 10  | 60.3m | 36.0m (0) | 46.0m (0) | 2:03.03 | 30.02s  | 32.41s |

## Finish Position and metres gained

First Arrow shows distance gain/loss from 2nd Qtr to 3rd Qtr,  
Second Arrow shows distance gain/loss from 3rd Qtr to Finish  
Blue arrow indicates best gain in these quarters.





# Tamworth Race 9 Distance 1609m

Thursday, 18 September 2025

Gross Time: 1:57.00 MileRate: 1:57.00 LeadTime: 0.00s First Qtr: 28.90s Second Qtr: 29.80s Third Qtr: 29.10s Fourth Qtr: 29.20s

DATA TABLE: 800 / 400 Posi's are position from leader and (how wide the horse was at that position)

| NoHorse             | Plc | Mar   | 800 Posi  | 400 Posi  | Time    | 3rd Qtr | 4th Qt |
|---------------------|-----|-------|-----------|-----------|---------|---------|--------|
| 3 Fast Tracker      | 1   | 0.0m  | 6.4m (1)  | 5.4m (1)  | 1:57.00 | 29.03s  | 28.81s |
| 1 Paratrouper       | 2   | 0.5m  | 0.0m (0)  | 0.0m (0)  | 1:57.04 | 29.10s  | 29.24s |
| 2 Renrow Lad        | 3   | 2.4m  | 2.0m (1)  | 1.2m (1)  | 1:57.18 | 29.04s  | 29.29s |
| 7 Racing Paula      | 4   | 4.4m  | 4.0m (0)  | 4.0m (0)  | 1:57.34 | 29.10s  | 29.23s |
| 6 Major Mickey      | 5   | 8.5m  | 8.0m (0)  | 8.6m (0)  | 1:57.65 | 29.14s  | 29.19s |
| 5 Escalera          | 6   | 9.0m  | 11.8m (0) | 13.0m (0) | 1:57.69 | 29.19s  | 28.91s |
| 4 Night To Remember | 7   | 10.5m | 10.4m (1) | 10.0m (1) | 1:57.80 | 29.07s  | 29.24s |
| 10 Cut Glass        | 8   | 16.2m | 18.4m (0) | 17.4m (0) | 1:58.24 | 29.03s  | 29.11s |
| 9 McCrikey          | 9   | 78.4m | 35.0m (0) | 45.0m (0) | 2:03.00 | 29.82s  | 31.62s |
| 8 Carramar Olam     | 10  | 84.9m | 14.4m (1) | 19.6m (1) | 2:03.50 | 29.47s  | 33.94s |

## Finish Position and metres gained

First Arrow shows distance gain/loss from 2nd Qtr to 3rd Qtr, Second Arrow shows distance gain/loss from 3rd Qtr to Finish Blue arrow indicates best gain in these quarters.

