

Young Race 1 Distance 1720m

Tuesday, 30 September 2025


Gross Time: 2:05.80 MileRate: 1:57.70 LeadTime: 7.40s First Qtr: 28.60s Second Qtr: 31.80s Third Qtr: 28.80s Fourth Qtr: 29.20s

DATA TABLE: 800 / 400 Posi's are position from leader and (how wide the horse was at that position)

No	Horse	Plc	Mar	800 Posi	400 Posi	Time	3rd Qtr	4th Qt
10	Rosie Pollen	1	0.0m	9.4m (1)	5.2m (2)	2:05.80	28.50s	28.82s
7	Return Serve	2	7.7m	4.0m (0)	4.2m (0)	2:06.39	28.81s	29.45s
4	Orama	3	9.8m	12.4m (0)	11.0m (1)	2:06.55	28.70s	29.11s
1	Riverina Flash	4	11.3m	0.0m (0)	0.0m (0)	2:06.67	28.79s	30.02s
5	Bo Duke	5	12.4m	0.6m (1)	1.8m (1)	2:06.75	28.88s	29.97s
8	Betterthantheboyz	6	13.7m	8.2m (0)	8.8m (0)	2:06.85	28.84s	29.56s
3	All So Sassy	7	16.4m	17.6m (0)	16.4m (0)	2:07.06	28.71s	29.20s
2	Somebodys Girl	8	19.6m	5.0m (1)	7.0m (1)	2:07.30	28.94s	30.11s
6	Tulhurst Timmy	9	21.9m	16.6m (2)	13.8m (3)	2:07.48	28.59s	29.79s
9	Carmen On Bling	10	22.8m	13.6m (1)	11.4m (2)	2:07.55	28.64s	30.03s

Finish Position and metres gained

First Arrow shows distance gain/loss from 2nd Qtr to 3rd Qtr,
Second Arrow shows distance gain/loss from 3rd Qtr to Finish
Blue arrow indicates best gain in these quarters.



800

Visual positions in race at 2nd Quarter



400

Visual positions in race at 3rd Quarter



Powered by



Harness Analyser

Sectional Analysis Software

Not just form | Free Trial

www.facebook.com/PJHarnessRacing



RISE Digital, Harness Racing Australia nor the provider accepts any responsibility for the completeness or accuracy of any of the information contained herein, and makes no representations about its suitability for any particular purpose. Users should make their own judgements about those matters and/or seek independent advice. You assume all risks associated with use of data provided on this page

Young Race 2 Distance 1720m

Tuesday, 30 September 2025


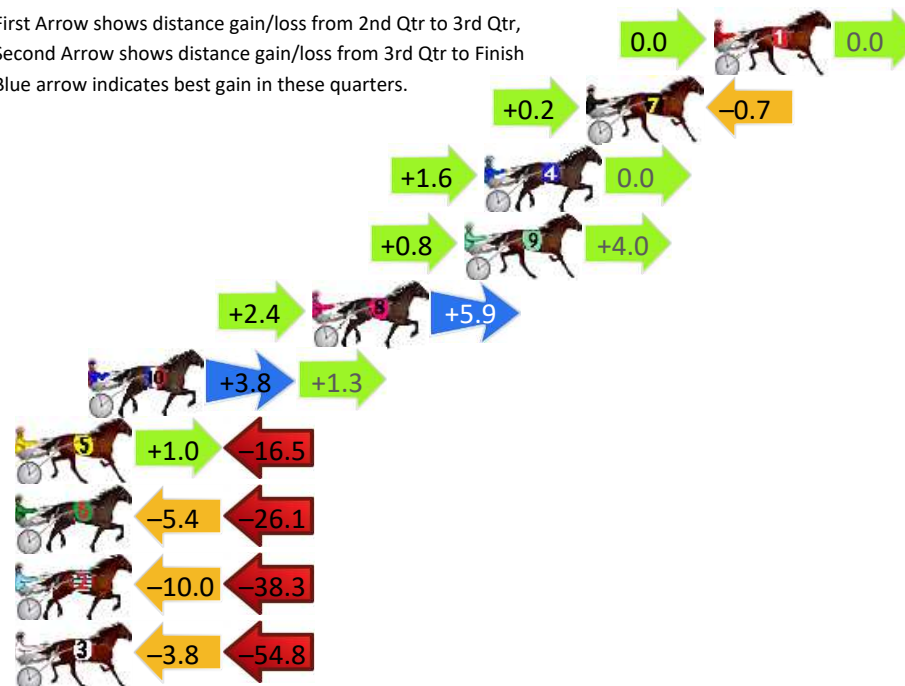
Gross Time: 2:06.00 MileRate: 1:57.90 LeadTime: 7.40s First Qtr: 28.30s Second Qtr: 30.90s Third Qtr: 29.30s Fourth Qtr: 30.10s

DATA TABLE: 800 / 400 Posi's are position from leader and (how wide the horse was at that position)

No	Horse	Plc	Mar	800 Posi	400 Posi	Time	3rd Qtr	4th Qt
1	Koloura Clare	1	0.0m	0.0m (0)	0.0m (0)	2:06.00	29.30s	30.10s
7	Tamlight Goodtime	2	5.1m	4.6m (0)	4.4m (1)	2:06.40	29.28s	30.15s
4	First Four Letters	3	9.2m	10.8m (0)	9.2m (0)	2:06.73	29.18s	30.10s
9	Shezalegacy	4	10.0m	14.8m (0)	14.0m (0)	2:06.79	29.24s	29.80s
8	Milola Rock	5	16.1m	24.4m (1)	22.0m (1)	2:07.27	29.13s	29.66s
10	Starshine Lady	6	25.1m	30.2m (0)	26.4m (0)	2:07.98	29.02s	30.00s
5	Limbo Lottie	7	34.3m	18.8m (1)	17.8m (1)	2:08.70	29.21s	31.33s
6	Jiliby Moon	8	37.3m	5.8m (1)	11.2m (1)	2:08.94	29.67s	32.05s
2	Millyano	9	63.1m	14.8m (1)	24.8m (2)	2:10.97	30.00s	32.97s
3	Ideal Witch	10	68.4m	9.8m (1)	13.6m (2)	2:11.39	29.53s	34.20s

Finish Position and metres gained

First Arrow shows distance gain/loss from 2nd Qtr to 3rd Qtr,
Second Arrow shows distance gain/loss from 3rd Qtr to Finish
Blue arrow indicates best gain in these quarters.



800

Visual positions in race at 2nd Quarter



400

Visual positions in race at 3rd Quarter

Young Race 3 Distance 1720m

Tuesday, 30 September 2025

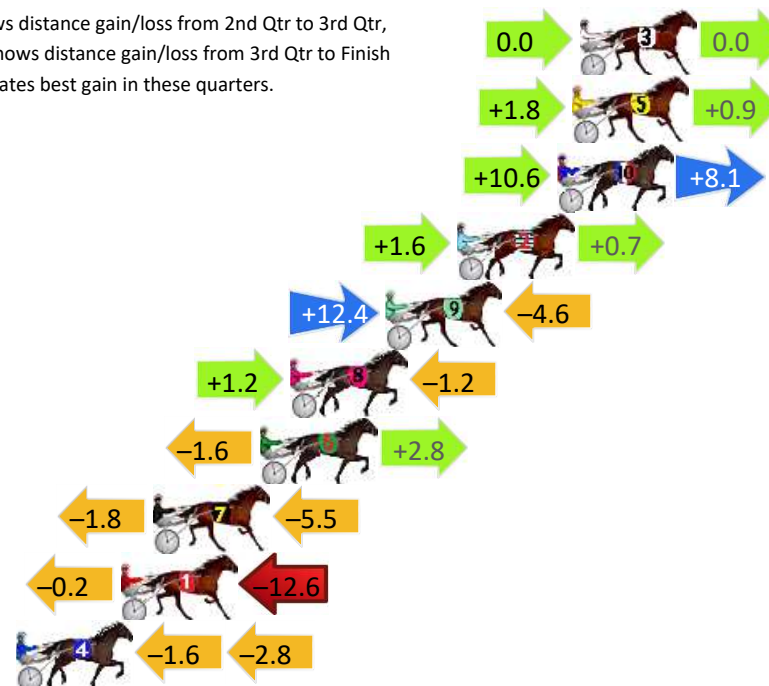
Gross Time: 2:08.80 MileRate: 2:00.50 LeadTime: 8.20s First Qtr: 29.20s Second Qtr: 32.60s Third Qtr: 28.80s Fourth Qtr: 30.00s

DATA TABLE: 800 / 400 Posi's are position from leader and (how wide the horse was at that position)

NoHorse	Plc	Mar	800 Posi	400 Posi	Time	3rd Qtr	4th Qt
3 Paddy Mach	1	0.0m	0.0m (0)	0.0m (0)	2:08.80	28.80s	30.00s
5 Pencil Me In	2	0.3m	3.0m (1)	1.2m (1)	2:08.82	28.67s	29.93s
10 Arklow	3	0.9m	19.6m (1)	9.0m (2)	2:08.87	28.04s	29.40s
2 Blues Terror	4	4.9m	7.2m (1)	5.6m (1)	2:09.19	28.68s	29.95s
9 Ideal Tao	5	7.8m	15.6m (1)	3.2m (2)	2:09.41	27.89s	30.34s
8 Logan Reason	6	11.6m	11.6m (1)	10.4m (1)	2:09.71	28.71s	30.09s
6 Letstacaboutit	7	12.8m	14.0m (0)	15.6m (1)	2:09.81	28.92s	29.79s
7 Tiger Cheddar	8	17.1m	9.8m (0)	11.6m (0)	2:10.14	28.92s	30.41s
1 Jilliby Tsunami	9	18.4m	5.6m (0)	5.8m (0)	2:10.25	28.80s	30.94s
4 Life Gets Better	10	22.6m	18.2m (0)	19.8m (0)	2:10.58	28.91s	30.21s

Finish Position and metres gained

First Arrow shows distance gain/loss from 2nd Qtr to 3rd Qtr,
Second Arrow shows distance gain/loss from 3rd Qtr to Finish
Blue arrow indicates best gain in these quarters.



800

Visual positions in race at 2nd Quarter



400

Visual positions in race at 3rd Quarter

Young Race 4 Distance 2100m

Tuesday, 30 September 2025


Gross Time: 2:37.30 MileRate: 2:00.50 LeadTime: 36.30s First Qtr: 30.60s Second Qtr: 32.20s Third Qtr: 28.80s Fourth Qtr: 29.40s

DATA TABLE: 800 / 400 Posi's are position from leader and (how wide the horse was at that position)

No	Horse	Plc	Mar	800 Posi	400 Posi	Time	3rd Qtr	4th Qt
2	Always Exclusif	1	0.0m	0.0m (0)	0.0m (0)	2:37.30	28.80s	29.40s
1	Syenite	2	3.9m	4.2m (0)	4.0m (0)	2:37.60	28.79s	29.39s
6	Eydidntloseit	3	11.5m	12.4m (0)	13.4m (0)	2:38.19	28.87s	29.26s
7	Modern Sheen	4	13.5m	8.2m (0)	8.2m (0)	2:38.34	28.80s	29.79s
8	Dancing With My Ex	5	16.4m	11.8m (1)	11.8m (1)	2:38.56	28.80s	29.74s
9	Sneak A Peek	6	17.6m	15.8m (1)	15.8m (1)	2:38.66	28.80s	29.53s
10	The Talk	7	18.8m	20.2m (1)	13.4m (2)	2:38.75	28.30s	29.79s
5	Bolanalong	8	19.2m	3.4m (1)	2.8m (1)	2:38.78	28.74s	30.60s
3	Full Of Spice	9	20.0m	7.6m (1)	7.6m (1)	2:38.84	28.79s	30.31s
4	Geoffrey Bee	10	116.0m	16.6m (0)	18.6m (0)	2:46.24	28.87s	36.52s

Finish Position and metres gained

First Arrow shows distance gain/loss from 2nd Qtr to 3rd Qtr,
Second Arrow shows distance gain/loss from 3rd Qtr to Finish
Blue arrow indicates best gain in these quarters.



800

Visual positions in race at 2nd Quarter



400

Visual positions in race at 3rd Quarter



Powered by



Harness Analyser

Sectional Analysis Software

Not just form | Free Trial

www.facebook.com/PJHarnessRacing



RISE Digital, Harness Racing Australia nor the provider accepts any responsibility for the completeness or accuracy of any of the information contained herein, and makes no representations about its suitability for any particular purpose. Users should make their own judgements about those matters and/or seek independent advice. You assume all risks associated with use of data provided on this page

Young Race 5 Distance 1720m

Tuesday, 30 September 2025

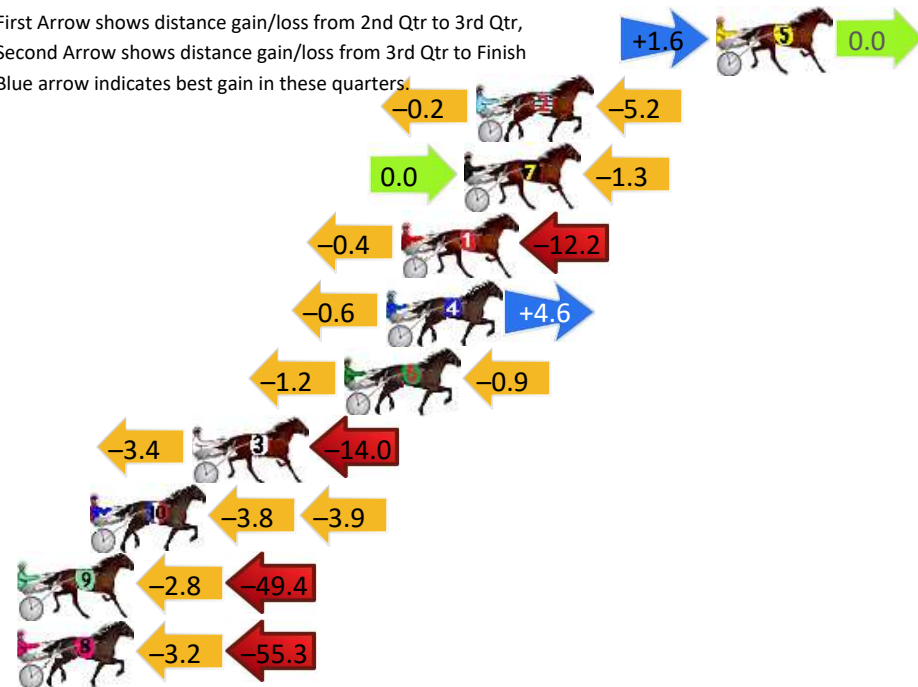
Gross Time: 2:06.60 MileRate: 1:58.50 LeadTime: 7.30s First Qtr: 28.30s Second Qtr: 32.40s Third Qtr: 28.60s Fourth Qtr: 30.00s

DATA TABLE: 800 / 400 Posi's are position from leader and (how wide the horse was at that position)

No	Horse	Plc	Mar	800 Posi	400 Posi	Time	3rd Qtr	4th Qt
5	Bolzano	1	0.0m	1.6m (2)	0.0m (1)	2:06.60	28.48s	30.00s
2	Loyola Golf	2	9.6m	4.2m (0)	4.4m (0)	2:07.35	28.61s	30.39s
7	Johnnys Blue	3	10.1m	8.8m (0)	8.8m (0)	2:07.39	28.60s	30.10s
1	Tigers Spirit	4	12.6m	0.0m (0)	0.4m (0)	2:07.59	28.61s	30.91s
4	Catch The Shark	5	13.2m	17.2m (0)	17.8m (0)	2:07.64	28.65s	29.66s
6	Gabbys Sportstar	6	14.9m	12.8m (0)	14.0m (0)	2:07.77	28.69s	30.07s
3	Holme Boy	7	21.0m	3.6m (1)	7.0m (1)	2:08.25	28.82s	31.04s
10	Basils Blacksparra	8	25.1m	17.4m (1)	21.2m (1)	2:08.57	28.87s	30.29s
9	Nixsun	9	65.0m	12.8m (1)	15.6m (1)	2:11.71	28.72s	33.68s
8	Bulli Belle	10	66.5m	8.0m (1)	11.2m (1)	2:11.83	28.74s	34.12s

Finish Position and metres gained

First Arrow shows distance gain/loss from 2nd Qtr to 3rd Qtr,
Second Arrow shows distance gain/loss from 3rd Qtr to Finish
Blue arrow indicates best gain in these quarters.



Visual positions in race at 2nd Quarter



Visual positions in race at 3rd Quarter



Powered by



Harness Analyser

Sectional Analysis Software

Not just form | Free Trial

www.facebook.com/PJHarnessRacing



RISE Digital, Harness Racing Australia nor the provider accepts any responsibility for the completeness or accuracy of any of the information contained herein, and makes no representations about its suitability for any particular purpose. Users should make their own judgements about those matters and/or seek independent advice. You assume all risks associated with use of data provided on this page

Young Race 6 Distance 1720m

Tuesday, 30 September 2025


Gross Time: 2:07.10 MileRate: 1:58.90 LeadTime: 7.10s First Qtr: 29.10s Second Qtr: 33.10s Third Qtr: 28.00s Fourth Qtr: 29.80s

DATA TABLE: 800 / 400 Posi's are position from leader and (how wide the horse was at that position)

No	Horse	Plc	Mar	800 Posi	400 Posi	Time	3rd Qtr	4th Qt
2	Anyoneforadrink	1	0.0m	4.8m (0)	4.2m (0)	2:07.10	27.97s	29.49s
5	Tulhurst Barracuda	2	3.8m	0.0m (0)	0.0m (0)	2:07.40	27.99s	30.08s
1	Believe In Dreams	3	6.3m	10.4m (0)	11.8m (0)	2:07.59	28.11s	29.39s
4	Rosies Dragon	4	8.9m	7.8m (1)	9.4m (2)	2:07.79	28.12s	29.76s
7	Big Frost	5	15.5m	14.6m (0)	18.8m (0)	2:08.31	28.31s	29.56s
10	Machx The Stranger	6	18.0m	20.0m (1)	24.4m (2)	2:08.51	28.33s	29.33s
8	Kirphilbri	7	21.9m	11.8m (1)	15.2m (2)	2:08.81	28.23s	30.30s
9	Ya Racin Dash	8	30.6m	15.8m (1)	21.4m (1)	2:09.49	28.38s	30.48s
11	Im On No Sleep	9	40.5m	2.8m (1)	12.4m (1)	2:10.26	28.63s	31.88s
6	Maxx	10	43.6m	23.4m (2)	35.0m (0)	2:10.50	28.81s	30.44s

Finish Position and metres gained

First Arrow shows distance gain/loss from 2nd Qtr to 3rd Qtr, Second Arrow shows distance gain/loss from 3rd Qtr to Finish
Blue arrow indicates best gain in these quarters.



Visual positions in race at 2nd Quarter



Visual positions in race at 3rd Quarter



Powered by



Harness Analyser

Sectional Analysis Software

Not just form | Free Trial

www.facebook.com/PJHarnessRacing



RISE Digital, Harness Racing Australia nor the provider accepts any responsibility for the completeness or accuracy of any of the information contained herein, and makes no representations about its suitability for any particular purpose. Users should make their own judgements about those matters and/or seek independent advice. You assume all risks associated with use of data provided on this page

Young Race 7 Distance 2100m

Tuesday, 30 September 2025

Gross Time: 2:42.10

MileRate: 2:04.20

LeadTime: 36.90s

First Qtr: 28.90s

Second Qtr: 31.30s

Third Qtr: 31.40s




Fourth Qtr: 33.60s

DATA TABLE: 800 / 400 Posi's are position from leader and (how wide the horse was at that position)

No	Horse	Plc	Mar	800 Posi	400 Posi	Time	3rd Qtr	4th Qt
7	Carlisle Way	1	0.0m	8.5m (0)	7.6m (0)	2:42.10	31.35s	32.97s
1	Last Flite	2	3.3m	4.0m (0)	4.0m (0)	2:42.39	31.40s	33.54s
2	Heavens Pleasure	3	5.2m	0.0m (0)	0.0m (0)	2:42.56	31.39s	34.03s
8	Cam I Am	4	8.9m	1.6m (1)	2.2m (1)	2:42.88	31.43s	34.16s
3	Ya Racin Bella	5	13.5m	12.4m (0)	11.6m (2)	2:43.28	31.33s	33.76s
5	Irish Speed	6	15.2m	12.0m (1)	8.2m (1)	2:43.43	31.07s	34.18s
9	Sergeant Stringer	7	23.0m	37.0m (0)	26.0m (0)	2:44.11	30.52s	33.35s
6	Stella Mach	8	115.7m	70.0m (0)	90.0m (0)	2:52.23	32.95s	35.75s

Finish Position and metres gained

First Arrow shows distance gain/loss from 2nd Qtr to 3rd Qtr,
Second Arrow shows distance gain/loss from 3rd Qtr to Finish
Blue arrow indicates best gain in these quarters.



Young Race 8 Distance 1720m

Tuesday, 30 September 2025

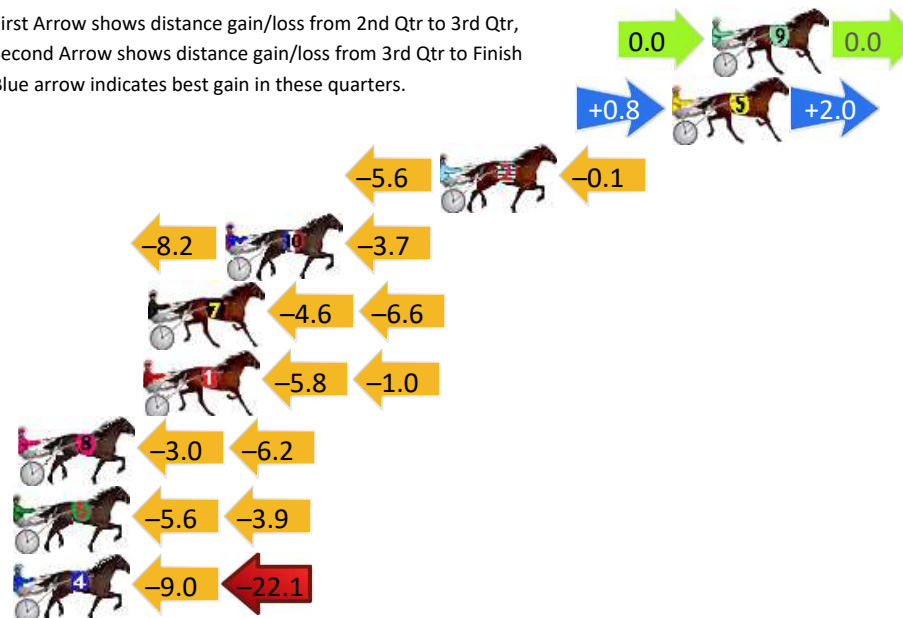
Gross Time: 2:07.50 MileRate: 1:59.30 LeadTime: 7.40s First Qtr: 28.60s Second Qtr: 33.20s Third Qtr: 28.20s Fourth Qtr: 30.10s

DATA TABLE: 800 / 400 Posi's are position from leader and (how wide the horse was at that position)

No	Horse	Plc	Mar	800 Posi	400 Posi	Time	3rd Qtr	4th Qt
9	Glamour Fox	1	0.0m	0.0m (2)	0.0m (0)	2:07.50	28.20s	30.10s
5	Goodtime Jazzi	2	1.6m	4.4m (1)	3.6m (1)	2:07.63	28.15s	29.95s
2	Chasin You	3	10.9m	5.2m (0)	10.8m (0)	2:08.36	28.61s	30.11s
10	Flexi Bet	4	19.5m	7.6m (2)	15.8m (2)	2:09.04	28.79s	30.38s
7	Cracker Miss	5	22.6m	11.4m (1)	16.0m (1)	2:09.28	28.52s	30.59s
1	Stars Abroad	6	22.8m	16.0m (0)	21.8m (1)	2:09.30	28.62s	30.17s
8	Kozaczynski	7	27.8m	18.6m (1)	21.6m (2)	2:09.69	28.40s	30.56s
6	Alice On The Beach	8	30.1m	20.6m (0)	26.2m (2)	2:09.87	28.60s	30.39s
4	Pink Scooter	9	41.1m	10.0m (0)	19.0m (0)	2:10.74	28.80s	31.75s

Finish Position and metres gained

First Arrow shows distance gain/loss from 2nd Qtr to 3rd Qtr,
Second Arrow shows distance gain/loss from 3rd Qtr to Finish
Blue arrow indicates best gain in these quarters.



800

Visual positions in race at 2nd Quarter



400

Visual positions in race at 3rd Quarter



Powered by



Harness Analyser

Sectional Analysis Software

Not just form | Free Trial

www.facebook.com/PJHarnessRacing



RISE Digital, Harness Racing Australia nor the provider accepts any responsibility for the completeness or accuracy of any of the information contained herein, and makes no representations about its suitability for any particular purpose. Users should make their own judgements about those matters and/or seek independent advice. You assume all risks associated with use of data provided on this page

Young Race 9 Distance 1720m

Tuesday, 30 September 2025

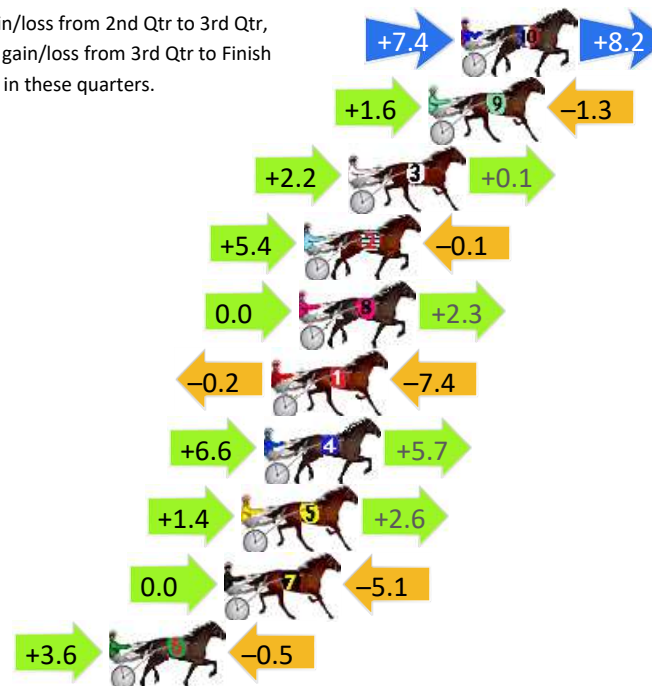
Gross Time: 2:07.90 MileRate: 1:59.70 LeadTime: 7.40s First Qtr: 28.20s Second Qtr: 31.10s Third Qtr: 29.80s Fourth Qtr: 31.40s

DATA TABLE: 800 / 400 Posi's are position from leader and (how wide the horse was at that position)

NoHorse	Plc	Mar	800 Posi	400 Posi	Time	3rd Qtr	4th Qt
10 Napoli Nights	1	0.0m	15.6m (1)	8.2m (3)	2:07.90	29.25s	30.76s
9 Hillview Sam	2	1.3m	1.6m (1)	0.0m (1)	2:08.01	29.68s	31.50s
3 Didnt I	3	4.5m	6.8m (1)	4.6m (1)	2:08.27	29.63s	31.39s
2 One Horn Billy	4	6.3m	11.6m (1)	6.2m (2)	2:08.42	29.39s	31.41s
8 Alpha Xena	5	6.5m	8.8m (0)	8.8m (0)	2:08.43	29.80s	31.22s
1 Sunnywithachance	6	7.6m	0.0m (0)	0.2m (0)	2:08.52	29.80s	31.98s
4 Tinnysmedad	7	7.9m	20.2m (1)	13.6m (2)	2:08.55	29.31s	30.96s
5 Eyes For Dollars	8	8.8m	12.8m (0)	11.4m (1)	2:08.62	29.70s	31.20s
7 Billees Jet	9	9.5m	4.4m (0)	4.4m (0)	2:08.68	29.79s	31.80s
6 Glenn Ford	10	14.1m	17.2m (0)	13.6m (0)	2:09.06	29.53s	31.44s

Finish Position and metres gained

First Arrow shows distance gain/loss from 2nd Qtr to 3rd Qtr,
Second Arrow shows distance gain/loss from 3rd Qtr to Finish
Blue arrow indicates best gain in these quarters.



800

Visual positions in race at 2nd Quarter



400

Visual positions in race at 3rd Quarter



Powered by



Harness Analyser

Sectional Analysis Software

Not just form | Free Trial

www.facebook.com/PJHarnessRacing



RISE Digital, Harness Racing Australia nor the provider accepts any responsibility for the completeness or accuracy of any of the information contained herein, and makes no representations about its suitability for any particular purpose. Users should make their own judgements about those matters and/or seek independent advice. You assume all risks associated with use of data provided on this page