

# Bathurst Race 1 Distance 2260m

Wednesday, 1 October 2025


Gross Time: 2:43.20 MileRate: 1:56.20 LeadTime: 46.80s First Qtr: 31.70s Second Qtr: 28.90s Third Qtr: 27.30s Fourth Qtr: 28.50s

DATA TABLE: 800 / 400 Posi's are position from leader and (how wide the horse was at that position)

No	Horse	Plc	Mar	800 Posi	400 Posi	Time	3rd Qtr	4th Qt
6	Alfnalma	1	0.0m	4.0m (0)	4.2m (0)	2:43.20	27.32s	28.20s
4	Puppeteer	2	5.0m	0.0m (0)	0.0m (0)	2:43.57	27.29s	28.85s
2	Lucky Punt	3	18.6m	9.4m (0)	9.2m (0)	2:44.59	27.27s	29.17s
10	Shazadele	4	18.8m	12.2m (1)	15.2m (1)	2:44.61	27.50s	28.76s
1	Seven Tee Two	5	23.8m	14.2m (0)	15.0m (0)	2:44.98	27.34s	29.12s
7	Dolly Rocket	6	31.0m	18.8m (0)	20.4m (0)	2:45.52	27.40s	29.25s
8	Teddy Feels Good	7	34.6m	25.6m (1)	25.2m (2)	2:45.79	27.26s	29.17s
9	Lexys On Song	8	43.3m	16.6m (1)	20.4m (2)	2:46.44	27.53s	30.12s
3	Funda	9	43.4m	8.0m (1)	21.4m (1)	2:46.45	28.20s	30.06s
5	Marvella	10	43.7m	21.2m (1)	26.6m (3)	2:46.47	27.65s	29.71s

## Finish Position and metres gained

First Arrow shows distance gain/loss from 2nd Qtr to 3rd Qtr,  
Second Arrow shows distance gain/loss from 3rd Qtr to Finish  
Blue arrow indicates best gain in these quarters.



800

Visual positions in race at 2nd Quarter



400

Visual positions in race at 3rd Quarter



Powered by



Harness Analyser

Sectional Analysis Software

Not just form | Free Trial

[www.facebook.com/PJHarnessRacing](http://www.facebook.com/PJHarnessRacing)



RISE Digital, Harness Racing Australia nor the provider accepts any responsibility for the completeness or accuracy of any of the information contained herein, and makes no representations about its suitability for any particular purpose. Users should make their own judgements about those matters and/or seek independent advice. You assume all risks associated with use of data provided on this page

# Bathurst Race 2 Distance 1730m

Wednesday, 1 October 2025


Gross Time: 2:05.00 MileRate: 1:56.30 LeadTime: 8.20s First Qtr: 28.90s Second Qtr: 30.60s Third Qtr: 28.90s Fourth Qtr: 28.40s

DATA TABLE: 800 / 400 Posi's are position from leader and (how wide the horse was at that position)

No	Horse	Plc	Mar	800 Posi	400 Posi	Time	3rd Qtr	4th Qt
9	Lexy	1	0.0m	6.6m (1)	5.0m (2)	2:05.00	28.78s	28.05s
2	Grace Shannon	2	10.5m	4.4m (0)	4.4m (0)	2:05.78	28.90s	28.83s
6	Windy Hill Whiskey	3	13.9m	12.4m (0)	12.2m (0)	2:06.04	28.89s	28.52s
1	Oliver Shark	4	14.5m	8.4m (0)	8.4m (0)	2:06.08	28.90s	28.83s
10	Chanceux	5	15.0m	0.0m (0)	0.0m (0)	2:06.12	28.91s	29.46s
4	Treacherous Jet	6	22.2m	20.6m (0)	21.4m (0)	2:06.66	28.96s	28.46s
3	Arts Fella	7	22.8m	16.4m (0)	17.2m (0)	2:06.70	28.96s	28.80s
5	Heskoalatee	8	28.5m	15.6m (1)	17.6m (1)	2:07.13	29.05s	29.17s
8	Reduce Speed	9	37.6m	2.2m (1)	4.6m (1)	2:07.81	29.09s	30.73s
7	Vinygetsachance	10	71.4m	11.2m (1)	15.4m (2)	2:10.33	29.23s	32.35s

## Finish Position and metres gained

First Arrow shows distance gain/loss from 2nd Qtr to 3rd Qtr, Second Arrow shows distance gain/loss from 3rd Qtr to Finish  
Blue arrow indicates best gain in these quarters.



800

Visual positions in race at 2nd Quarter



400

Visual positions in race at 3rd Quarter



Powered by



Harness Analyser

Sectional Analysis Software

Not just form | Free Trial

[www.facebook.com/PJHarnessRacing](http://www.facebook.com/PJHarnessRacing)



RISE Digital, Harness Racing Australia nor the provider accepts any responsibility for the completeness or accuracy of any of the information contained herein, and makes no representations about its suitability for any particular purpose. Users should make their own judgements about those matters and/or seek independent advice. You assume all risks associated with use of data provided on this page

# Bathurst Race 3 Distance 1730m

Wednesday, 1 October 2025


Gross Time: 2:07.20 MileRate: 1:58.30 LeadTime: 8.40s First Qtr: 30.00s Second Qtr: 31.20s Third Qtr: 29.80s Fourth Qtr: 27.80s

DATA TABLE: 800 / 400 Posi's are position from leader and (how wide the horse was at that position)

No	Horse	Plc	Mar	800 Posi	400 Posi	Time	3rd Qtr	4th Qt
8	Tafl Move	1	0.0m	0.0m (0)	0.0m (0)	2:07.20	29.80s	27.80s
2	Our Uncle Harold	2	12.0m	4.4m (0)	4.2m (0)	2:08.08	29.81s	28.34s
3	Sheza Bettor Gem	3	17.3m	16.8m (0)	17.2m (0)	2:08.46	29.83s	27.81s
9	Alta Downs	4	18.5m	12.8m (0)	13.0m (0)	2:08.55	29.83s	28.18s
10	Letsgo Matilda	5	19.1m	12.4m (1)	12.0m (1)	2:08.60	29.79s	28.29s
7	Reason To Party	6	22.2m	20.8m (0)	21.4m (0)	2:08.82	29.84s	27.86s
1	The Dancer	7	23.0m	9.0m (0)	9.0m (0)	2:08.88	29.83s	28.77s
6	Rocky Leigh	8	24.9m	20.6m (1)	20.2m (2)	2:09.02	29.78s	28.12s
4	Line Me Up Bro	9	25.3m	8.4m (1)	8.0m (1)	2:09.05	29.81s	29.00s
5	Caribbean Pat	10	25.9m	16.4m (1)	16.0m (1)	2:09.09	29.80s	28.48s

## Finish Position and metres gained

First Arrow shows distance gain/loss from 2nd Qtr to 3rd Qtr,  
Second Arrow shows distance gain/loss from 3rd Qtr to Finish  
Blue arrow indicates best gain in these quarters.



800

Visual positions in race at 2nd Quarter



400

Visual positions in race at 3rd Quarter

# Bathurst Race 4 Distance 1730m

Wednesday, 1 October 2025

Gross Time: 2:04.60 MileRate: 1:55.90 LeadTime: 8.20s First Qtr: 28.30s Second Qtr: 30.80s Third Qtr: 28.70s Fourth Qtr: 28.60s

DATA TABLE: 800 / 400 Posi's are position from leader and (how wide the horse was at that position)

No	Horse	Plc	Mar	800 Posi	400 Posi	Time	3rd Qtr	4th Qt
5	Colby	1	0.0m	0.0m (0)	0.0m (0)	2:04.60	28.70s	28.60s
4	Bettor Keppel	2	6.2m	5.2m (1)	5.6m (1)	2:05.07	28.73s	28.64s
7	Alwaysbminnie	3	7.1m	17.0m (1)	6.2m (2)	2:05.13	27.93s	28.66s
9	Misterfourthousand	4	7.2m	8.4m (0)	10.6m (0)	2:05.14	28.86s	28.36s
10	Flash Azarat	5	8.9m	13.2m (1)	11.4m (2)	2:05.27	28.57s	28.42s
6	Drive To The Beach	6	11.6m	9.2m (1)	10.4m (1)	2:05.47	28.79s	28.69s
3	Graffiti Lane	7	12.9m	12.6m (0)	14.8m (0)	2:05.57	28.86s	28.46s
8	Deepwater Cam	8	14.3m	16.8m (0)	19.0m (0)	2:05.67	28.86s	28.27s
1	Kickatinalongpony	9	15.4m	4.0m (0)	6.0m (0)	2:05.76	28.84s	29.27s
2	My Ultimate Lucius	10	15.6m	20.8m (0)	15.8m (1)	2:05.77	28.34s	28.59s


## Finish Position and metres gained

First Arrow shows distance gain/loss from 2nd Qtr to 3rd Qtr,  
Second Arrow shows distance gain/loss from 3rd Qtr to Finish  
Blue arrow indicates best gain in these quarters.



800

Visual positions in race at 2nd Quarter



400

Visual positions in race at 3rd Quarter



Powered by



Harness Analyser

Sectional Analysis Software

Not just form | Free Trial

[www.facebook.com/PJHarnessRacing](http://www.facebook.com/PJHarnessRacing)



RISE Digital, Harness Racing Australia nor the provider accepts any responsibility for the completeness or accuracy of any of the information contained herein, and makes no representations about its suitability for any particular purpose. Users should make their own judgements about those matters and/or seek independent advice. You assume all risks associated with use of data provided on this page



# Bathurst Race 5 Distance 1730m

Wednesday, 1 October 2025


Gross Time: 2:07.20 MileRate: 1:58.30 LeadTime: 8.20s First Qtr: 30.00s Second Qtr: 30.00s Third Qtr: 29.50s Fourth Qtr: 29.50s

DATA TABLE: 800 / 400 Posi's are position from leader and (how wide the horse was at that position)

NoHorse	Plc	Mar	800 Posi	400 Posi	Time	3rd Qtr	4th Qt
10 Betting On Courage	1	0.0m	10.6m (1)	8.2m (2)	2:07.20	29.32s	28.90s
3 Hall Most An Angel	2	4.7m	0.0m (0)	0.0m (0)	2:07.56	29.50s	29.84s
7 Weeneeddreams	3	8.6m	4.2m (0)	4.4m (0)	2:07.87	29.51s	29.81s
6 Lucky Zara	4	8.7m	18.4m (1)	13.8m (2)	2:07.87	29.16s	29.13s
2 The Handsome One	5	9.9m	6.8m (1)	4.8m (1)	2:07.97	29.35s	29.87s
4 Festinalente	6	10.6m	14.6m (1)	9.8m (3)	2:08.02	29.15s	29.56s
1 Nikalong Mint	7	12.9m	9.2m (0)	9.4m (0)	2:08.20	29.51s	29.76s
5 My Friend Molly	8	13.0m	17.2m (0)	16.2m (0)	2:08.21	29.43s	29.27s
8 Rose Of Juliana	9	16.5m	22.4m (1)	16.2m (3)	2:08.48	29.05s	29.52s
9 Capitallee	10	19.3m	13.2m (0)	12.6m (1)	2:08.69	29.46s	29.99s


## Finish Position and metres gained

First Arrow shows distance gain/loss from 2nd Qtr to 3rd Qtr,  
Second Arrow shows distance gain/loss from 3rd Qtr to Finish  
Blue arrow indicates best gain in these quarters.



800

Visual positions in race at 2nd Quarter



400

Visual positions in race at 3rd Quarter



Powered by



Harness Analyser

Sectional Analysis Software

Not just form | Free Trial

[www.facebook.com/PJHarnessRacing](http://www.facebook.com/PJHarnessRacing)



RISE Digital, Harness Racing Australia nor the provider accepts any responsibility for the completeness or accuracy of any of the information contained herein, and makes no representations about its suitability for any particular purpose. Users should make their own judgements about those matters and/or seek independent advice. You assume all risks associated with use of data provided on this page

# Bathurst Race 6 Distance 1730m

Wednesday, 1 October 2025



Gross Time: 2:04.70 MileRate: 1:56.00 LeadTime: 8.00s First Qtr: 28.70s Second Qtr: 31.00s Third Qtr: 29.30s Fourth Qtr: 27.70s

DATA TABLE: 800 / 400 Posi's are position from leader and (how wide the horse was at that position)

No	Horse	Plc	Mar	800 Posi	400 Posi	Time	3rd Qtr	4th Qt
1	Yottie	1	0.0m	4.0m (1)	1.8m (1)	2:04.70	29.14s	27.58s
5	Ya Racin Carl	2	8.8m	0.0m (0)	0.0m (0)	2:05.34	29.32s	28.31s
9	Slick By Design	3	19.6m	8.4m (1)	6.4m (1)	2:06.13	29.18s	28.61s
2	Bills Swan Song	4	22.4m	4.2m (0)	5.4m (0)	2:06.33	29.42s	28.87s
7	Call Me Billy	5	28.5m	12.8m (1)	11.8m (1)	2:06.78	29.26s	28.85s
8	Saint Gutho	6	34.2m	17.6m (1)	17.6m (1)	2:07.19	29.33s	28.84s
4	Only One Reason	7	35.1m	8.2m (0)	10.4m (0)	2:07.26	29.50s	29.40s
3	Promising Man	8	99.5m	13.6m (0)	35.0m (0)	2:11.95	30.94s	32.14s

## Finish Position and metres gained

First Arrow shows distance gain/loss from 2nd Qtr to 3rd Qtr,  
Second Arrow shows distance gain/loss from 3rd Qtr to Finish  
Blue arrow indicates best gain in these quarters.



800

Visual positions in race at 2nd Quarter



400

Visual positions in race at 3rd Quarter



Powered by



Harness Analyser

Sectional Analysis Software

Not just form | Free Trial

[www.facebook.com/PJHarnessRacing](http://www.facebook.com/PJHarnessRacing)



RISE Digital, Harness Racing Australia nor the provider accepts any responsibility for the completeness or accuracy of any of the information contained herein, and makes no representations about its suitability for any particular purpose. Users should make their own judgements about those matters and/or seek independent advice. You assume all risks associated with use of data provided on this page

# Bathurst Race 7 Distance 1730m

Wednesday, 1 October 2025

Gross Time: 2:05.40 MileRate: 1:56.60 LeadTime: 8.10s First Qtr: 29.40s Second Qtr: 29.90s Third Qtr: 28.30s Fourth Qtr: 29.70s

DATA TABLE: 800 / 400 Posi's are position from leader and (how wide the horse was at that position)

No	Horse	Plc	Mar	800 Posi	400 Posi	Time	3rd Qtr	4th Qt
3	I Am Ravishing	1	0.0m	0.0m (0)	0.0m (0)	2:05.40	28.30s	29.70s
4	Adah Koko	2	2.0m	4.0m (0)	4.2m (0)	2:05.56	28.32s	29.54s
1	Samui	3	4.4m	8.2m (0)	8.6m (0)	2:05.74	28.34s	29.39s
2	Morefuntocome	4	8.8m	12.8m (0)	13.2m (0)	2:06.08	28.34s	29.38s
6	Beths Fury	5	36.6m	15.8m (1)	19.4m (0)	2:08.25	28.53s	30.97s
5	Minor Premier	6	70.3m	1.6m (1)	5.2m (1)	2:10.87	28.45s	34.51s
7	The Needy Queen	7	72.5m	6.6m (1)	12.2m (1)	2:11.04	28.60s	34.15s
8	Rosanna Shannon	8	159.0m	100.0m (0)	125.0m (0)	2:17.78	30.04s	32.21s

## Finish Position and metres gained

First Arrow shows distance gain/loss from 2nd Qtr to 3rd Qtr, Second Arrow shows distance gain/loss from 3rd Qtr to Finish  
Blue arrow indicates best gain in these quarters.

