

Penrith Race 1 Distance 2125m

Thursday, 2 October 2025


Gross Time: 2:37.20 MileRate: 1:59.00 LeadTime: 37.60s First Qtr: 31.30s Second Qtr: 30.30s Third Qtr: 28.30s Fourth Qtr: 29.70s

DATA TABLE: 800 / 400 Posi's are position from leader and (how wide the horse was at that position)

NoHorse	Plc	Mar	800 Posi	400 Posi	Time	3rd Qtr	4th Qt
3 Heavenly Reason	1	0.0m	2.6m (1)	0.8m (1)	2:37.20	28.17s	29.64s
10 Williams	2	0.2m	6.8m (1)	6.6m (1)	2:37.22	28.30s	29.23s
8 Hellovatime	3	0.9m	11.2m (1)	10.2m (2)	2:37.27	28.24s	29.01s
9 Whereishe	4	5.8m	15.2m (1)	14.2m (2)	2:37.65	28.24s	29.08s
6 Grey Cadillac	5	8.1m	19.2m (1)	18.2m (2)	2:37.83	28.25s	28.95s
2 Desiderio	6	9.9m	9.8m (0)	14.0m (1)	2:37.97	28.61s	29.40s
1 Might And Victory	7	12.4m	0.0m (0)	0.0m (0)	2:38.17	28.28s	30.62s
5 Gottadobetter	8	13.4m	14.0m (0)	18.4m (1)	2:38.24	28.63s	29.33s
4 Tigernator	9	13.6m	18.0m (0)	22.2m (0)	2:38.26	28.62s	29.07s
7 Olivia Shannon	10	13.9m	4.6m (0)	9.8m (0)	2:38.28	28.67s	30.00s

Finish Position and metres gained

First Arrow shows distance gain/loss from 2nd Qtr to 3rd Qtr, Second Arrow shows distance gain/loss from 3rd Qtr to Finish Blue arrow indicates best gain in these quarters.



800

Visual positions in race at 2nd Quarter



400

Visual positions in race at 3rd Quarter



Powered by



Harness Analyser

Sectional Analysis Software

Not just form | Free Trial

www.facebook.com/PJHarnessRacing



RISE Digital, Harness Racing Australia nor the provider accepts any responsibility for the completeness or accuracy of any of the information contained herein, and makes no representations about its suitability for any particular purpose. Users should make their own judgements about those matters and/or seek independent advice. You assume all risks associated with use of data provided on this page

Penrith Race 2 Distance 1720m

Thursday, 2 October 2025

Gross Time: 2:06.10 MileRate: 1:58.00 LeadTime: 7.40s First Qtr: 30.30s Second Qtr: 30.00s Third Qtr: 29.00s Fourth Qtr: 29.40s

DATA TABLE: 800 / 400 Posi's are position from leader and (how wide the horse was at that position)

NoHorse	Plc	Mar	800 Posi	400 Posi	Time	3rd Qtr	4th Qt
2 Harbour Springs	1	0.0m	0.0m (0)	0.0m (0)	2:06.10	29.00s	29.40s
4 Leave It To Lucy	2	1.1m	2.4m (1)	2.4m (1)	2:06.18	29.00s	29.30s
7 Charlies Ace	3	5.8m	8.2m (0)	8.2m (0)	2:06.55	29.00s	29.22s
8 Rock Asset	4	7.3m	11.6m (1)	9.4m (2)	2:06.66	28.84s	29.25s
1 Stay Lucky	5	9.4m	4.4m (0)	4.4m (0)	2:06.82	29.00s	29.77s
3 Playful Miss	6	9.6m	6.6m (1)	6.8m (1)	2:06.84	29.01s	29.60s
6 Caribbean Runa	7	10.0m	12.6m (0)	12.2m (0)	2:06.87	28.97s	29.24s
9 Stellina	8	10.2m	20.6m (1)	17.6m (2)	2:06.89	28.79s	28.86s
10 Our Fire And Delight	9	11.0m	16.2m (1)	13.4m (2)	2:06.95	28.80s	29.22s
5 Foresight	10	12.3m	16.4m (0)	16.0m (0)	2:07.05	28.97s	29.13s

Finish Position and metres gained

First Arrow shows distance gain/loss from 2nd Qtr to 3rd Qtr,
Second Arrow shows distance gain/loss from 3rd Qtr to Finish
Blue arrow indicates best gain in these quarters.



Visual positions in race at 2nd Quarter

800



Visual positions in race at 3rd Quarter

400



Powered by



Harness Analyser

Sectional Analysis Software

Not just form | Free Trial

www.facebook.com/PJHarnessRacing



RISE Digital, Harness Racing Australia nor the provider accepts any responsibility for the completeness or accuracy of any of the information contained herein, and makes no representations about its suitability for any particular purpose. Users should make their own judgements about those matters and/or seek independent advice. You assume all risks associated with use of data provided on this page

Penrith Race 3 Distance 1720m

Thursday, 2 October 2025

Gross Time: 2:03.30

MileRate: 1:55.30

LeadTime: 7.50s

First Qtr: 29.10s

Second Qtr: 29.60s

Third Qtr: 28.50s



Fourth Qtr: 28.60s

DATA TABLE: 800 / 400 Posi's are position from leader and (how wide the horse was at that position)

No	Horse	Plc	Mar	800 Posi	400 Posi	Time	3rd Qtr	4th Qt
2	Tiger Prince	1	0.0m	0.0m (0)	0.0m (0)	2:03.30	28.50s	28.60s
9	Rocknroll Gig	2	6.0m	11.4m (1)	10.6m (3)	2:03.75	28.44s	28.27s
10	Boyzhavtime	3	12.8m	16.0m (1)	15.2m (2)	2:04.26	28.44s	28.43s
8	Rocksie Rock	4	14.3m	6.6m (1)	8.2m (2)	2:04.37	28.61s	29.03s
6	Til Heavens Rockn	5	18.9m	20.4m (1)	18.6m (3)	2:04.72	28.37s	28.62s
5	Mister Quirk	6	19.5m	13.8m (0)	15.4m (1)	2:04.76	28.61s	28.89s
7	Nitro Danny	7	23.9m	9.2m (0)	11.2m (1)	2:05.09	28.64s	29.50s
3	Kasbah	8	32.4m	2.0m (1)	4.6m (1)	2:05.73	28.68s	30.58s
4	Hot Cruise Control	9	33.4m	19.2m (0)	20.2m (0)	2:05.81	28.57s	29.54s
1	Salero	10	37.3m	5.0m (0)	8.2m (0)	2:06.10	28.72s	30.67s

Finish Position and metres gained

First Arrow shows distance gain/loss from 2nd Qtr to 3rd Qtr,
Second Arrow shows distance gain/loss from 3rd Qtr to Finish
Blue arrow indicates best gain in these quarters.



800

Visual positions in race at 2nd Quarter



400

Visual positions in race at 3rd Quarter



Powered by



Harness Analyser

Sectional Analysis Software

Not just form | Free Trial

www.facebook.com/PJHarnessRacing



RISE Digital, Harness Racing Australia nor the provider accepts any responsibility for the completeness or accuracy of any of the information contained herein, and makes no representations about its suitability for any particular purpose. Users should make their own judgements about those matters and/or seek independent advice. You assume all risks associated with use of data provided on this page

Penrith Race 4 Distance 1720m

Thursday, 2 October 2025

Gross Time: 2:03.60

MileRate: 1:55.60

LeadTime: 7.50s

First Qtr: 29.20s

Second Qtr: 29.50s

Third Qtr: 28.20s

Fourth Qtr: 29.20s

DATA TABLE: 800 / 400 Posi's are position from leader and (how wide the horse was at that position)

NoHorse	Plc	Mar	800 Posi	400 Posi	Time	3rd Qtr	4th Qt
2 Michaywey	1	0.0m	0.0m (0)	0.0m (0)	2:03.60	28.20s	29.20s
9 Dontletfearstopya	2	4.0m	1.6m (1)	1.8m (1)	2:03.91	28.21s	29.36s
1 Indi Air Tonight	3	5.0m	4.0m (0)	5.2m (0)	2:03.98	28.29s	29.19s
10 Merrywood Tony	4	5.6m	18.6m (1)	18.0m (2)	2:04.03	28.17s	28.30s
3 Flo Ryda	5	6.7m	10.2m (1)	10.2m (2)	2:04.11	28.20s	28.95s
7 Admirable	6	7.4m	8.0m (0)	9.8m (0)	2:04.17	28.33s	29.03s
8 Zen Master	7	7.5m	14.4m (1)	14.0m (2)	2:04.17	28.18s	28.73s
6 Ourtreacherous Reign	8	9.0m	6.2m (1)	7.2m (1)	2:04.29	28.27s	29.33s
4 Eye Can Try	9	12.1m	12.0m (0)	13.6m (1)	2:04.53	28.32s	29.09s
5 Surf Ace	10	13.0m	22.2m (1)	17.6m (1)	2:04.60	27.88s	28.87s

Finish Position and metres gained

First Arrow shows distance gain/loss from 2nd Qtr to 3rd Qtr,
Second Arrow shows distance gain/loss from 3rd Qtr to Finish
Blue arrow indicates best gain in these quarters.



800

Visual positions in race at 2nd Quarter



400

Visual positions in race at 3rd Quarter



Powered by



Harness Analyser

Sectional Analysis Software

Not just form | Free Trial

www.facebook.com/PJHarnessRacing



RISE Digital, Harness Racing Australia nor the provider accepts any responsibility for the completeness or accuracy of any of the information contained herein, and makes no representations about its suitability for any particular purpose. Users should make their own judgements about those matters and/or seek independent advice. You assume all risks associated with use of data provided on this page

Penrith Race 5 Distance 1720m

Thursday, 2 October 2025


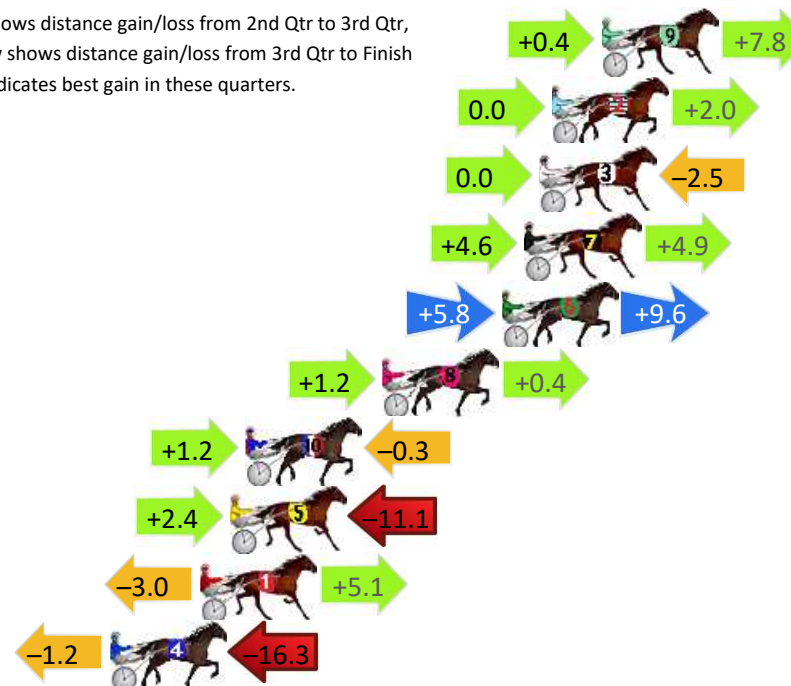
Gross Time: 2:03.90 MileRate: 1:55.90 LeadTime: 7.30s First Qtr: 29.70s Second Qtr: 28.80s Third Qtr: 28.70s Fourth Qtr: 29.40s

DATA TABLE: 800 / 400 Posi's are position from leader and (how wide the horse was at that position)

NoHorse	Plc	Mar	800 Posi	400 Posi	Time	3rd Qtr	4th Qt
9 Promising	1	0.0m	8.2m (0)	7.8m (2)	2:03.90	28.68s	28.83s
2 Kates Virtue	2	2.0m	4.0m (0)	4.0m (0)	2:04.05	28.70s	29.25s
3 The Greek General	3	2.5m	0.0m (0)	0.0m (0)	2:04.09	28.70s	29.58s
7 Itzmineontheline	4	3.1m	12.6m (0)	8.0m (0)	2:04.14	28.37s	29.04s
6 American Hammer	5	4.0m	19.4m (1)	13.6m (2)	2:04.21	28.29s	28.70s
8 King Tiger	6	8.8m	10.4m (1)	9.2m (3)	2:04.58	28.61s	29.37s
10 Quaddie Vc	7	14.3m	15.2m (1)	14.0m (3)	2:05.00	28.61s	29.42s
5 Stormtide	8	14.9m	6.2m (1)	3.8m (2)	2:05.05	28.52s	30.21s
1 Lord Memnock	9	16.1m	18.2m (0)	21.2m (0)	2:05.14	28.92s	29.03s
4 Debonaire	10	19.7m	2.2m (1)	3.4m (1)	2:05.42	28.77s	30.59s

Finish Position and metres gained

First Arrow shows distance gain/loss from 2nd Qtr to 3rd Qtr,
Second Arrow shows distance gain/loss from 3rd Qtr to Finish
Blue arrow indicates best gain in these quarters.



800

Visual positions in race at 2nd Quarter



400

Visual positions in race at 3rd Quarter

Penrith Race 6 Distance 1720m

Thursday, 2 October 2025

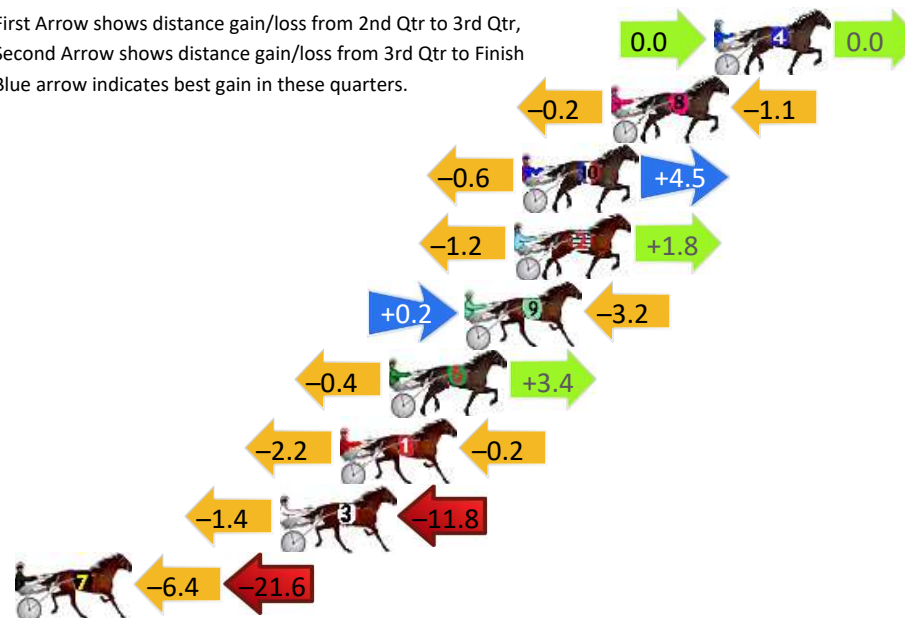
Gross Time: 2:05.80 MileRate: 1:57.70 LeadTime: 7.60s First Qtr: 29.70s Second Qtr: 31.60s Third Qtr: 28.30s Fourth Qtr: 28.60s

DATA TABLE: 800 / 400 Posi's are position from leader and (how wide the horse was at that position)

NoHorse	Plc	Mar	800 Posi	400 Posi	Time	3rd Qtr	4th Qt
4 Dynamites Best	1	0.0m	0.0m (0)	0.0m (0)	2:05.80	28.30s	28.60s
8 Blisses Best	2	4.1m	2.8m (1)	3.0m (1)	2:06.11	28.31s	28.68s
10 Okay Gringo	3	7.7m	11.6m (1)	12.2m (1)	2:06.38	28.34s	28.28s
2 Tommys Luck	4	8.0m	8.6m (0)	9.8m (0)	2:06.40	28.39s	28.47s
9 Sparkla	5	10.0m	7.0m (1)	6.8m (1)	2:06.55	28.28s	28.83s
6 Vespa Stride	6	13.0m	16.0m (1)	16.4m (1)	2:06.78	28.33s	28.36s
1 Oursurfinsafari	7	15.0m	12.6m (0)	14.8m (0)	2:06.93	28.46s	28.61s
3 Knockout Tyson	8	17.4m	4.2m (0)	5.6m (0)	2:07.11	28.39s	29.44s
7 Kingston Rainbow	9	46.2m	18.2m (0)	24.6m (0)	2:09.27	28.74s	30.14s

Finish Position and metres gained

First Arrow shows distance gain/loss from 2nd Qtr to 3rd Qtr,
Second Arrow shows distance gain/loss from 3rd Qtr to Finish
Blue arrow indicates best gain in these quarters.



800

Visual positions in race at 2nd Quarter



400

Visual positions in race at 3rd Quarter



Powered by



Harness Analyser

Sectional Analysis Software

Not just form | Free Trial

www.facebook.com/PJHarnessRacing



RISE Digital, Harness Racing Australia nor the provider accepts any responsibility for the completeness or accuracy of any of the information contained herein, and makes no representations about its suitability for any particular purpose. Users should make their own judgements about those matters and/or seek independent advice. You assume all risks associated with use of data provided on this page

Penrith Race 7 Distance 1720m

Thursday, 2 October 2025


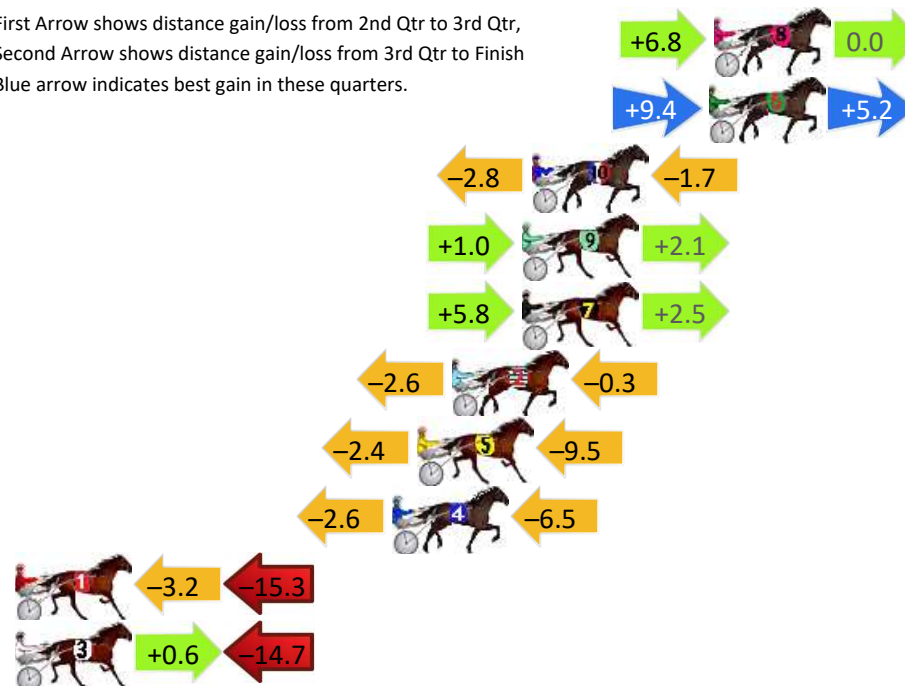
Gross Time: 2:05.00 MileRate: 1:56.90 LeadTime: 7.60s First Qtr: 29.20s Second Qtr: 30.10s Third Qtr: 29.00s Fourth Qtr: 29.10s

DATA TABLE: 800 / 400 Posi's are position from leader and (how wide the horse was at that position)

NoHorse	Plc	Mar	800 Posi	400 Posi	Time	3rd Qtr	4th Qt
8 The Best Of You	1	0.0m	6.8m (1)	0.0m (1)	2:05.00	28.51s	29.10s
6 Ideal Redemption	2	0.2m	14.8m (1)	5.4m (2)	2:05.02	28.32s	28.72s
10 Mizzz Adele	3	7.3m	2.8m (1)	5.6m (1)	2:05.56	29.20s	29.22s
9 Diletto	4	7.7m	10.8m (1)	9.8m (1)	2:05.59	28.93s	28.95s
7 Petes Big Jim	5	7.7m	16.0m (0)	10.2m (2)	2:05.59	28.58s	28.92s
2 The Maldives	6	10.5m	7.6m (0)	10.2m (0)	2:05.80	29.19s	29.12s
5 Lookin Good Margie	7	11.9m	0.0m (0)	2.4m (0)	2:05.91	29.17s	29.79s
4 Polka Delight	8	12.9m	3.8m (0)	6.4m (0)	2:05.98	29.19s	29.57s
1 Bettor Be Lucky	9	30.3m	11.8m (0)	15.0m (0)	2:07.31	29.23s	30.21s
3 Little Cessna	10	34.5m	20.4m (0)	19.8m (1)	2:07.63	28.95s	30.16s

Finish Position and metres gained

First Arrow shows distance gain/loss from 2nd Qtr to 3rd Qtr,
Second Arrow shows distance gain/loss from 3rd Qtr to Finish
Blue arrow indicates best gain in these quarters.



800

Visual positions in race at 2nd Quarter



400

Visual positions in race at 3rd Quarter



Powered by



Harness Analyser

Sectional Analysis Software

Not just form | Free Trial

www.facebook.com/PJHarnessRacing



RISE Digital, Harness Racing Australia nor the provider accepts any responsibility for the completeness or accuracy of any of the information contained herein, and makes no representations about its suitability for any particular purpose. Users should make their own judgements about those matters and/or seek independent advice. You assume all risks associated with use of data provided on this page

Penrith Race 8 Distance 1720m

Thursday, 2 October 2025


Gross Time: 2:06.40 MileRate: 1:58.30 LeadTime: 7.70s First Qtr: 31.10s Second Qtr: 31.10s Third Qtr: 28.60s Fourth Qtr: 27.90s

DATA TABLE: 800 / 400 Posi's are position from leader and (how wide the horse was at that position)

No	Horse	Plc	Mar	800 Posi	400 Posi	Time	3rd Qtr	4th Qt
5	Soho Charmer	1	0.0m	0.0m (0)	0.0m (0)	2:06.40	28.60s	27.90s
3	Ebbony Storm	2	16.3m	10.2m (1)	6.8m (1)	2:07.60	28.37s	28.56s
1	Go Tess Go	3	16.9m	4.2m (0)	4.6m (0)	2:07.64	28.64s	28.75s
7	Arma The Great	4	18.5m	8.4m (0)	9.2m (0)	2:07.76	28.66s	28.55s
6	Hesaa Lister	5	20.1m	12.6m (0)	13.2m (0)	2:07.87	28.65s	28.38s
9	Rock An Rowa	6	24.6m	16.8m (0)	17.4m (0)	2:08.20	28.65s	28.40s
8	Apex Stride	7	28.1m	5.8m (1)	3.0m (1)	2:08.46	28.43s	29.64s
10	Always A Sam	8	29.7m	15.6m (1)	11.8m (1)	2:08.58	28.35s	29.14s
4	Hes My Reason	9	32.3m	22.2m (0)	18.0m (1)	2:08.77	28.32s	28.89s

Finish Position and metres gained

First Arrow shows distance gain/loss from 2nd Qtr to 3rd Qtr,
Second Arrow shows distance gain/loss from 3rd Qtr to Finish
Blue arrow indicates best gain in these quarters



Visual positions in race at 2nd Quarter



Visual positions in race at 3rd Quarter

Penrith Race 9 Distance 2125m

Thursday, 2 October 2025

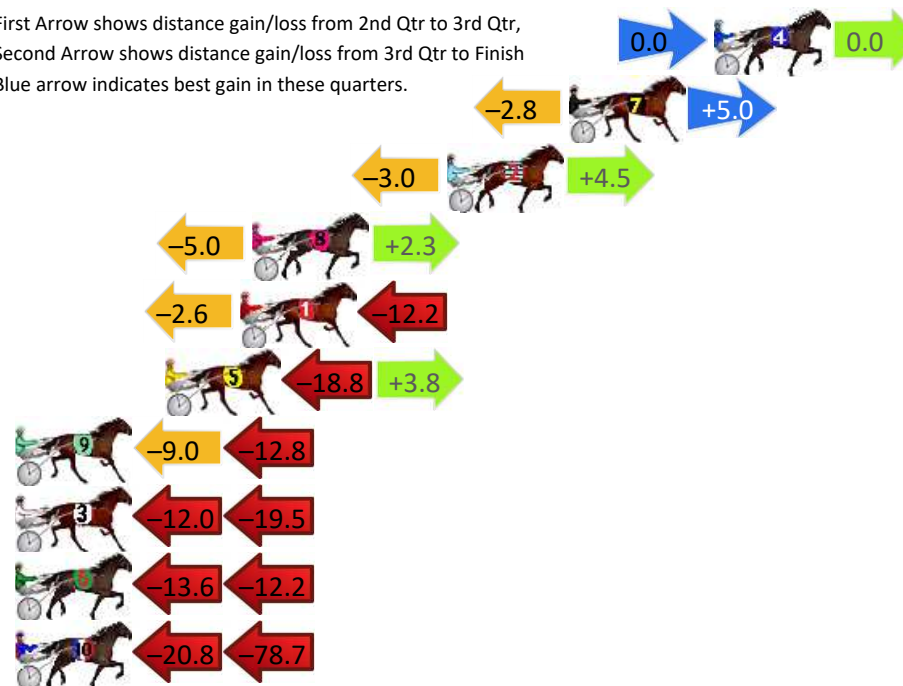
Gross Time: 2:37.70 MileRate: 1:59.40 LeadTime: 38.00s First Qtr: 31.30s Second Qtr: 30.20s Third Qtr: 29.00s Fourth Qtr: 29.20s

DATA TABLE: 800 / 400 Posi's are position from leader and (how wide the horse was at that position)

NoHorse	Plc	Mar	800 Posi	400 Posi	Time	3rd Qtr	4th Qt
4 Ethans Revenge	1	0.0m	0.0m (0)	0.0m (0)	2:37.70	29.00s	29.20s
7 Janelle May	2	5.8m	8.0m (0)	10.8m (0)	2:38.14	29.20s	28.84s
2 Rocky Road Star	3	10.7m	12.2m (0)	15.2m (0)	2:38.52	29.22s	28.87s
8 Major Austin	4	18.5m	15.8m (0)	20.8m (0)	2:39.12	29.36s	29.03s
1 Merrywood Lou	5	19.0m	4.2m (0)	6.8m (0)	2:39.16	29.19s	30.09s
5 Adiradiva	6	22.0m	7.0m (1)	25.8m (1)	2:39.39	30.36s	28.92s
9 Complete Stranger	7	29.4m	7.6m (2)	16.6m (2)	2:39.95	29.65s	30.13s
3 Tora	8	32.7m	1.2m (1)	13.2m (1)	2:40.20	29.86s	30.62s
6 Sailor Made	9	37.2m	11.4m (1)	25.0m (2)	2:40.55	29.98s	30.09s
10 Major Maverick	10	114.3m	14.8m (2)	35.6m (1)	2:46.45	30.49s	34.91s

Finish Position and metres gained

First Arrow shows distance gain/loss from 2nd Qtr to 3rd Qtr, Second Arrow shows distance gain/loss from 3rd Qtr to Finish
Blue arrow indicates best gain in these quarters.



Visual positions in race at 2nd Quarter



Visual positions in race at 3rd Quarter



Powered by



Harness Analyser

Sectional Analysis Software

Not just form | Free Trial

www.facebook.com/PJHarnessRacing



RISE Digital, Harness Racing Australia nor the provider accepts any responsibility for the completeness or accuracy of any of the information contained herein, and makes no representations about its suitability for any particular purpose. Users should make their own judgements about those matters and/or seek independent advice. You assume all risks associated with use of data provided on this page