

Tamworth Race 1 Distance 1980m

Thursday, 2 October 2025

Gross Time: 2:29.30

MileRate: 2:01.30

LeadTime: 27.20s

First Qtr: 31.20s

Second Qtr: 30.60s

Third Qtr: 29.60s

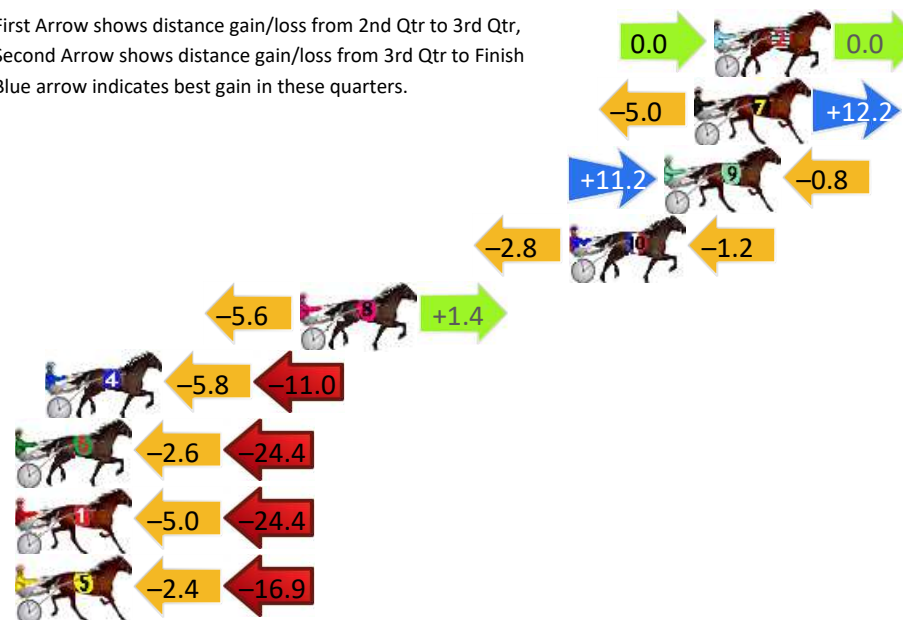
Fourth Qtr: 30.70s

DATA TABLE: 800 / 400 Posi's are position from leader and (how wide the horse was at that position)

NoHorse	Plc	Mar	800 Posi	400 Posi	Time	3rd Qtr	4th Qt
2 Spooky Art	1	0.0m	0.0m (0)	0.0m (0)	2:29.30	29.60s	30.70s
7 Lord Jaydo	2	0.8m	8.0m (0)	13.0m (0)	2:29.36	29.99s	29.77s
9 Carpenter	3	2.0m	12.4m (2)	1.2m (1)	2:29.46	28.76s	30.76s
10 Enjabonarlo	4	5.8m	1.8m (1)	4.6m (0)	2:29.77	29.81s	30.79s
8 Kay Jay Miki	5	16.6m	12.4m (0)	18.0m (0)	2:30.63	30.02s	30.59s
4 Gerrys Jewel	6	26.8m	10.0m (1)	15.8m (1)	2:31.45	30.02s	31.54s
6 Fourty One Gee	7	33.0m	6.0m (1)	8.6m (1)	2:31.95	29.76s	32.56s
1 Need Some Air	8	33.2m	3.8m (0)	8.8m (0)	2:31.97	29.94s	32.56s
5 Dixie Shannon	9	36.1m	16.8m (2)	19.2m (2)	2:32.20	29.76s	31.99s

Finish Position and metres gained

First Arrow shows distance gain/loss from 2nd Qtr to 3rd Qtr,
Second Arrow shows distance gain/loss from 3rd Qtr to Finish
Blue arrow indicates best gain in these quarters.



800

Visual positions in race at 2nd Quarter



400

Visual positions in race at 3rd Quarter



Powered by



Harness Analyser

Sectional Analysis Software

Not just form | Free Trial

www.facebook.com/PJHarnessRacing



RISE Digital, Harness Racing Australia nor the provider accepts any responsibility for the completeness or accuracy of any of the information contained herein, and makes no representations about its suitability for any particular purpose. Users should make their own judgements about those matters and/or seek independent advice. You assume all risks associated with use of data provided on this page

Tamworth Race 2 Distance 1609m

Thursday, 2 October 2025


Gross Time: 1:59.60 MileRate: 1:59.60 LeadTime: 0.00s First Qtr: 29.20s Second Qtr: 29.80s Third Qtr: 29.00s Fourth Qtr: 31.70s

DATA TABLE: 800 / 400 Posi's are position from leader and (how wide the horse was at that position)

No	Horse	Plc	Mar	800 Posi	400 Posi	Time	3rd Qtr	4th Qt
1	Montana Nights	1	0.0m	0.0m (0)	0.0m (0)	1:59.60	29.00s	31.70s
2	Altiano	2	0.4m	1.8m (1)	4.0m (1)	1:59.63	29.18s	31.42s
5	Carolstdiamond	3	2.5m	13.2m (0)	13.8m (1)	1:59.81	29.08s	30.81s
8	Safe Jewels	4	3.9m	7.0m (1)	9.6m (1)	1:59.92	29.22s	31.25s
7	Sweet Sunshine	5	4.6m	4.4m (0)	5.6m (0)	1:59.98	29.09s	31.62s
9	Barrys Brother	5	4.6m	9.0m (0)	10.0m (0)	1:59.98	29.09s	31.27s
10	Iamnopet	7	11.5m	21.6m (1)	25.8m (1)	2:00.55	29.36s	30.57s
4	Midas Shannon	8	12.0m	23.0m (0)	20.2m (0)	2:00.59	28.82s	31.05s
6	Hey Dude	9	12.5m	25.6m (1)	25.8m (0)	2:00.64	29.06s	30.65s
3	Three Parts Grey	10	18.8m	11.0m (1)	13.6m (2)	2:01.16	29.18s	32.11s

Finish Position and metres gained

First Arrow shows distance gain/loss from 2nd Qtr to 3rd Qtr,
Second Arrow shows distance gain/loss from 3rd Qtr to Finish
Blue arrow indicates best gain in these quarters.



800

Visual positions in race at 2nd Quarter



400

Visual positions in race at 3rd Quarter

Tamworth Race 3 Distance 1609m

Thursday, 2 October 2025

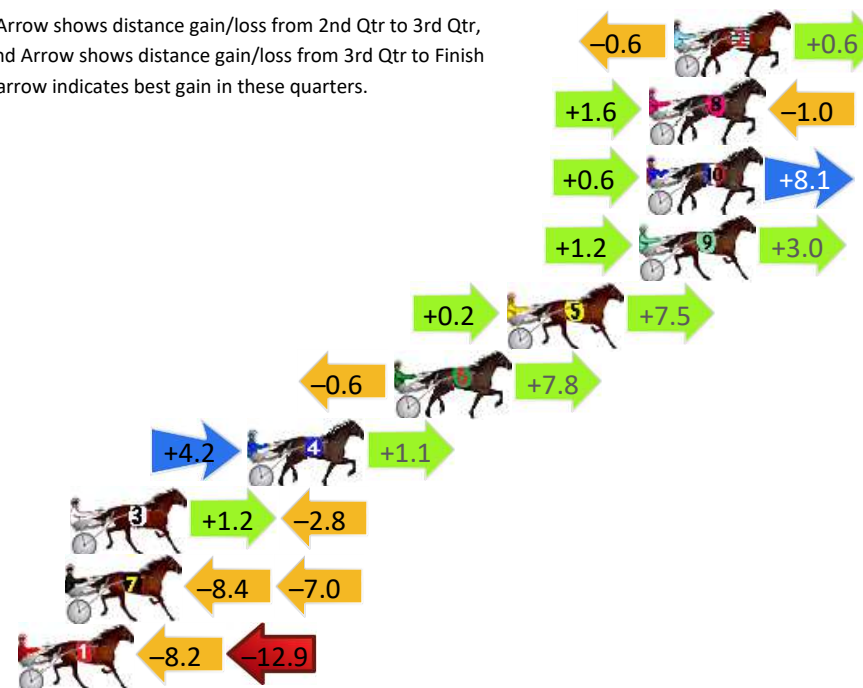
Gross Time: 1:58.30 MileRate: 1:58.30 LeadTime: 0.00s First Qtr: 29.40s Second Qtr: 30.40s Third Qtr: 28.50s Fourth Qtr: 30.00s

DATA TABLE: 800 / 400 Posi's are position from leader and (how wide the horse was at that position)

No	Horse	Plc	Mar	800 Posi	400 Posi	Time	3rd Qtr	4th Qt
2	Country Major	1	0.0m	0.0m (0)	0.6m (0)	1:58.30	28.54s	29.96s
8	Brave Bondi	2	1.0m	1.6m (1)	0.0m (1)	1:58.38	28.38s	30.07s
10	Double Lines	3	1.1m	9.8m (1)	9.2m (1)	1:58.39	28.47s	29.40s
9	Zacharooni	4	1.4m	5.6m (1)	4.4m (1)	1:58.41	28.42s	29.78s
5	Slingshot	5	6.7m	14.4m (1)	14.2m (1)	1:58.83	28.50s	29.44s
6	Lookat Mee	6	11.2m	18.4m (1)	19.0m (1)	1:59.18	28.56s	29.42s
4	Yogi	7	17.1m	22.4m (1)	18.2m (2)	1:59.64	28.20s	29.92s
3	Rum Delight	8	24.2m	22.6m (0)	21.4m (0)	2:00.20	28.41s	30.21s
7	Galvarino	9	24.4m	9.0m (0)	17.4m (0)	2:00.22	29.10s	30.52s
1	Just Tommy	10	26.3m	5.2m (0)	13.4m (0)	2:00.37	29.07s	30.96s

Finish Position and metres gained

First Arrow shows distance gain/loss from 2nd Qtr to 3rd Qtr,
Second Arrow shows distance gain/loss from 3rd Qtr to Finish
Blue arrow indicates best gain in these quarters.



Visual positions in race at 2nd Quarter

800



Visual positions in race at 3rd Quarter

400



Powered by



Harness Analyser

Sectional Analysis Software

Not just form | Free Trial

www.facebook.com/PJHarnessRacing



RISE Digital, Harness Racing Australia nor the provider accepts any responsibility for the completeness or accuracy of any of the information contained herein, and makes no representations about its suitability for any particular purpose. Users should make their own judgements about those matters and/or seek independent advice. You assume all risks associated with use of data provided on this page

Tamworth Race 4 Distance 1609m

Thursday, 2 October 2025



Gross Time: 1:58.80 MileRate: 1:58.80 LeadTime: 0.00s First Qtr: 29.20s Second Qtr: 30.10s Third Qtr: 29.00s Fourth Qtr: 30.60s

DATA TABLE: 800 / 400 Posi's are position from leader and (how wide the horse was at that position)

NoHorse	Plc	Mar	800 Posi	400 Posi	Time	3rd Qtr	4th Qt
9 My Ultimate Cossie	1	0.0m	11.0m (1)	7.0m (3)	1:58.80	28.72s	30.07s
8 Stick Man	2	0.3m	6.6m (1)	4.4m (2)	1:58.82	28.85s	30.29s
3 Thundamental	3	2.3m	0.0m (0)	0.0m (0)	1:58.98	29.00s	30.77s
1 Terror Flying	4	4.0m	8.0m (0)	8.0m (0)	1:59.12	29.01s	30.30s
6 Be Good Benny	5	4.0m	18.8m (1)	17.4m (1)	1:59.12	28.92s	29.58s
7 Make Mine Bettor	6	6.0m	12.6m (0)	11.8m (0)	1:59.28	28.95s	30.16s
2 Mac Stubborn	7	6.3m	4.0m (0)	4.2m (1)	1:59.30	29.01s	30.76s
10 San Saba	8	8.3m	15.0m (1)	12.8m (2)	1:59.46	28.85s	30.26s
5 Agent Callan	9	12.6m	23.0m (1)	18.8m (0)	1:59.81	28.70s	30.13s
4 Rip Jackson	10	24.7m	2.6m (1)	8.0m (1)	2:00.78	29.37s	31.87s

Finish Position and metres gained

First Arrow shows distance gain/loss from 2nd Qtr to 3rd Qtr,
Second Arrow shows distance gain/loss from 3rd Qtr to Finish
Blue arrow indicates best gain in these quarters.



Visual positions in race at 2nd Quarter

800



Visual positions in race at 3rd Quarter

400



Powered by



Harness Analyser

Sectional Analysis Software

Not just form | Free Trial

www.facebook.com/PJHarnessRacing



RISE Digital, Harness Racing Australia nor the provider accepts any responsibility for the completeness or accuracy of any of the information contained herein, and makes no representations about its suitability for any particular purpose. Users should make their own judgements about those matters and/or seek independent advice. You assume all risks associated with use of data provided on this page

Tamworth Race 5 Distance 1609m

Thursday, 2 October 2025



Gross Time: 1:59.30 MileRate: 1:59.30 LeadTime: 0.00s First Qtr: 27.80s Second Qtr: 32.00s Third Qtr: 29.50s Fourth Qtr: 30.10s

DATA TABLE: 800 / 400 Posi's are position from leader and (how wide the horse was at that position)

No	Horse	Plc	Mar	800 Posi	400 Posi	Time	3rd Qtr	4th Qt
9	Dougs Rules	1	0.0m	9.4m (1)	7.0m (2)	1:59.30	29.33s	29.58s
10	Annie Crocker	2	0.8m	13.4m (1)	11.2m (2)	1:59.36	29.34s	29.32s
4	Rockindownunder	3	2.2m	0.0m (0)	0.0m (0)	1:59.47	29.50s	30.26s
5	Oakley Shard	4	8.1m	17.4m (1)	15.6m (2)	1:59.94	29.37s	29.54s
1	Sparkling Sue	5	9.9m	7.6m (0)	8.2m (0)	2:00.08	29.54s	30.23s
3	Lazena	6	10.9m	4.0m (0)	4.2m (0)	2:00.16	29.51s	30.60s
2	Driving Miss Molly	7	13.1m	5.4m (1)	5.4m (1)	2:00.33	29.49s	30.68s
8	My Latin Lady	8	22.9m	15.4m (0)	20.8m (1)	2:01.11	29.90s	30.26s
7	Make Mine Ideal	9	28.2m	11.4m (0)	16.8m (0)	2:01.52	29.89s	30.95s


Finish Position and metres gained

First Arrow shows distance gain/loss from 2nd Qtr to 3rd Qtr,
Second Arrow shows distance gain/loss from 3rd Qtr to Finish
Blue arrow indicates best gain in these quarters.



800

Visual positions in race at 2nd Quarter



400

Visual positions in race at 3rd Quarter



Powered by



Harness Analyser

Sectional Analysis Software

Not just form | Free Trial

www.facebook.com/PJHarnessRacing



RISE Digital, Harness Racing Australia nor the provider accepts any responsibility for the completeness or accuracy of any of the information contained herein, and makes no representations about its suitability for any particular purpose. Users should make their own judgements about those matters and/or seek independent advice. You assume all risks associated with use of data provided on this page

Tamworth Race 6 Distance 1980m

Thursday, 2 October 2025

Gross Time: 2:28.80

MileRate: 2:00.90

LeadTime: 27.60s

First Qtr: 31.10s

Second Qtr: 30.20s

Third Qtr: 29.70s



Fourth Qtr: 30.20s

DATA TABLE: 800 / 400 Posi's are position from leader and (how wide the horse was at that position)

No	Horse	Plc	Mar	800 Posi	400 Posi	Time	3rd Qtr	4th Qt
3	Bettathanmozarella	1	0.0m	3.8m (0)	5.2m (0)	2:28.80	29.81s	29.81s
9	Im No Gift	2	9.7m	16.6m (1)	8.0m (3)	2:29.57	29.06s	30.33s
10	Feisty Tiger	3	11.8m	21.0m (1)	12.4m (3)	2:29.73	29.06s	30.15s
7	Tigermac	4	14.2m	13.0m (0)	11.0m (1)	2:29.92	29.55s	30.44s
5	Ellie Rippin	5	19.0m	2.4m (1)	0.8m (1)	2:30.30	29.57s	31.57s
6	Very Needy	6	22.6m	25.2m (1)	17.4m (2)	2:30.59	29.12s	30.59s
1	Heavenly Turbo	7	29.5m	7.4m (0)	9.4m (0)	2:31.13	29.84s	31.71s
8	Tasmans Delight	8	29.9m	12.8m (1)	8.6m (2)	2:31.16	29.37s	31.80s
2	Haveucheckedhimout	9	30.1m	8.4m (1)	5.6m (1)	2:31.18	29.48s	32.04s
4	Mustang Muscle	10	30.6m	0.0m (0)	0.0m (0)	2:31.22	29.68s	32.50s

Finish Position and metres gained

First Arrow shows distance gain/loss from 2nd Qtr to 3rd Qtr,
Second Arrow shows distance gain/loss from 3rd Qtr to Finish
Blue arrow indicates best gain in these quarters.



800

Visual positions in race at 2nd Quarter



400

Visual positions in race at 3rd Quarter



Powered by



Harness Analyser

Sectional Analysis Software

Not just form | Free Trial

www.facebook.com/PJHarnessRacing



RISE Digital, Harness Racing Australia nor the provider accepts any responsibility for the completeness or accuracy of any of the information contained herein, and makes no representations about its suitability for any particular purpose. Users should make their own judgements about those matters and/or seek independent advice. You assume all risks associated with use of data provided on this page

Tamworth Race 7 Distance 1980m

Thursday, 2 October 2025

Gross Time: 2:28.00

MileRate: 2:00.30

LeadTime: 26.40s

First Qtr: 30.30s

Second Qtr: 29.40s

Third Qtr: 29.90s


Fourth Qtr: 32.00s

DATA TABLE: 800 / 400 Posi's are position from leader and (how wide the horse was at that position)

NoHorse	Plc	Mar	800 Posi	400 Posi	Time	3rd Qtr	4th Qt
1 Ultimate Empire	1	0.0m	4.2m (0)	4.0m (0)	2:28.00	29.90s	31.68s
2 Next To Me	2	3.1m	0.4m (0)	0.0m (0)	2:28.26	29.86s	32.25s
10 American Werewolf	3	3.8m	12.2m (0)	9.2m (0)	2:28.32	29.68s	31.57s
4 Joe By The Seaside	4	4.1m	0.0m (1)	1.4m (1)	2:28.34	30.00s	32.21s
6 Renrow Lad	5	4.3m	11.6m (2)	7.8m (3)	2:28.36	29.62s	31.72s
8 My Rock Moves	5	4.3m	4.0m (1)	2.6m (2)	2:28.36	29.79s	32.14s
7 Tinny Mahoney	7	7.5m	8.2m (0)	5.6m (1)	2:28.63	29.69s	32.15s
5 Thomas Royal	8	10.9m	16.4m (0)	14.0m (0)	2:28.91	29.72s	31.75s
9 Bettor Cheer	9	11.5m	8.2m (1)	8.2m (2)	2:28.96	29.89s	32.26s
3 Tralee Snickas	10	12.7m	16.0m (1)	11.8m (1)	2:29.06	29.57s	32.07s

Finish Position and metres gained

First Arrow shows distance gain/loss from 2nd Qtr to 3rd Qtr,
Second Arrow shows distance gain/loss from 3rd Qtr to Finish
Blue arrow indicates best gain in these quarters.



800

Visual positions in race at 2nd Quarter



400

Visual positions in race at 3rd Quarter



Powered by



Harness Analyser

Sectional Analysis Software

Not just form | Free Trial

www.facebook.com/PJHarnessRacing



RISE Digital, Harness Racing Australia nor the provider accepts any responsibility for the completeness or accuracy of any of the information contained herein, and makes no representations about its suitability for any particular purpose. Users should make their own judgements about those matters and/or seek independent advice. You assume all risks associated with use of data provided on this page

Tamworth Race 8 Distance 1980m

Thursday, 2 October 2025

Gross Time: 2:28.50

MileRate: 2:00.70

LeadTime: 26.90s

First Qtr: 29.50s

Second Qtr: 30.80s

Third Qtr: 30.00s



Fourth Qtr: 31.30s

DATA TABLE: 800 / 400 Posi's are position from leader and (how wide the horse was at that position)

NoHorse	Plc	Mar	800 Posi	400 Posi	Time	3rd Qtr	4th Qt
9 He Said She Said	1	0.0m	5.2m (1)	5.6m (2)	2:28.50	30.04s	30.86s
8 Longnwingroad	2	1.7m	9.8m (1)	10.8m (2)	2:28.64	30.09s	30.59s
4 Gotonebetter	3	3.7m	1.2m (1)	1.6m (1)	2:28.80	30.03s	31.46s
1 Adrenaline Rush	4	5.6m	0.0m (0)	0.0m (0)	2:28.96	29.99s	31.74s
7 Amillion Promises	5	6.2m	4.0m (0)	4.2m (0)	2:29.01	30.01s	31.46s
6 Karalta Courage	6	8.5m	13.6m (0)	11.2m (0)	2:29.20	29.82s	31.09s
3 Reds Good To Go	7	8.8m	13.6m (1)	15.4m (2)	2:29.22	30.15s	30.79s
10 McCrikey	8	10.5m	14.0m (2)	1.8m (2)	2:29.36	29.06s	31.98s
2 Mini Mine Yet	9	16.2m	20.6m (1)	5.4m (1)	2:29.83	28.82s	32.14s
5 Bettor Keep Rocking	10	19.9m	17.6m (0)	13.8m (1)	2:30.13	29.70s	31.77s

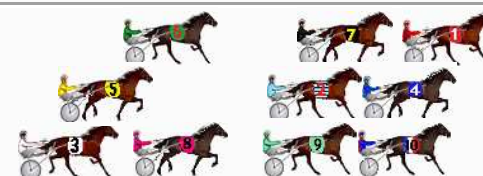
Finish Position and metres gained

First Arrow shows distance gain/loss from 2nd Qtr to 3rd Qtr,
Second Arrow shows distance gain/loss from 3rd Qtr to Finish
Blue arrow indicates best gain in these quarters.



Visual positions in race at 2nd Quarter

800



Visual positions in race at 3rd Quarter

400



Powered by



Harness Analyser

Sectional Analysis Software

Not just form | Free Trial

www.facebook.com/PJHarnessRacing



RISE Digital, Harness Racing Australia nor the provider accepts any responsibility for the completeness or accuracy of any of the information contained herein, and makes no representations about its suitability for any particular purpose. Users should make their own judgements about those matters and/or seek independent advice. You assume all risks associated with use of data provided on this page

Tamworth Race 9 Distance 1609m

Thursday, 2 October 2025

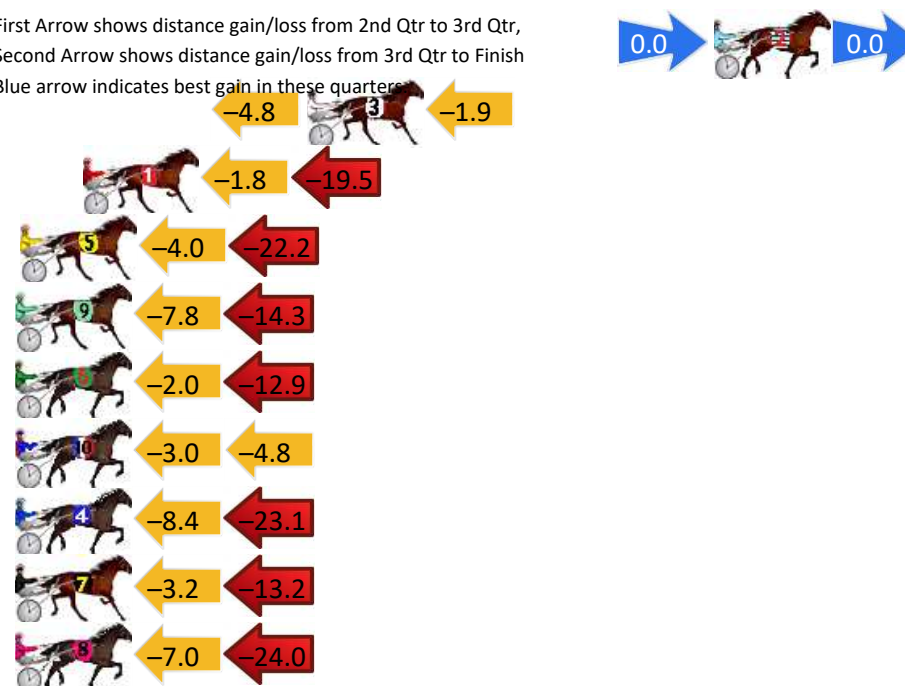
Gross Time: 1:55.40 MileRate: 1:55.40 LeadTime: 0.00s First Qtr: 28.40s Second Qtr: 30.10s Third Qtr: 28.00s Fourth Qtr: 28.90s

DATA TABLE: 800 / 400 Posi's are position from leader and (how wide the horse was at that position)

No	Horse	Plc	Mar	800 Posi	400 Posi	Time	3rd Qtr	4th Qt
2	Ashleys Blue Chip	1	0.0m	0.0m (0)	0.0m (0)	1:55.40	28.00s	28.90s
3	Racing Paula	2	16.3m	9.6m (1)	14.4m (2)	1:56.64	28.34s	29.04s
1	Four Feathers	3	25.3m	4.0m (0)	5.8m (0)	1:57.32	28.11s	30.30s
5	Paratrouper	4	27.8m	1.6m (1)	5.6m (1)	1:57.51	28.26s	30.49s
9	Rocktagonal	5	30.5m	8.4m (0)	16.2m (0)	1:57.71	28.54s	29.93s
6	Three Rivers	6	32.9m	18.0m (1)	20.0m (1)	1:57.90	28.13s	29.83s
10	Paris Princess	7	33.8m	26.0m (1)	29.0m (1)	1:57.96	28.21s	29.24s
4	Rouge Bling	8	37.1m	5.6m (1)	14.0m (1)	1:58.21	28.57s	30.56s
7	Cosmic Flyer	9	38.6m	22.2m (1)	25.4m (2)	1:58.33	28.21s	29.85s
8	Fast Tracker	10	44.8m	13.8m (1)	20.8m (2)	1:58.80	28.47s	30.62s

Finish Position and metres gained

First Arrow shows distance gain/loss from 2nd Qtr to 3rd Qtr, Second Arrow shows distance gain/loss from 3rd Qtr to Finish
Blue arrow indicates best gain in these quarters



800

Visual positions in race at 2nd Quarter



400

Visual positions in race at 3rd Quarter



Powered by



Harness Analyser

Sectional Analysis Software

Not just form | Free Trial

www.facebook.com/PJHarnessRacing



RISE Digital, Harness Racing Australia nor the provider accepts any responsibility for the completeness or accuracy of any of the information contained herein, and makes no representations about its suitability for any particular purpose. Users should make their own judgements about those matters and/or seek independent advice. You assume all risks associated with use of data provided on this page