

# Newcastle Race 1 Distance 2030m

Friday, 3 October 2025

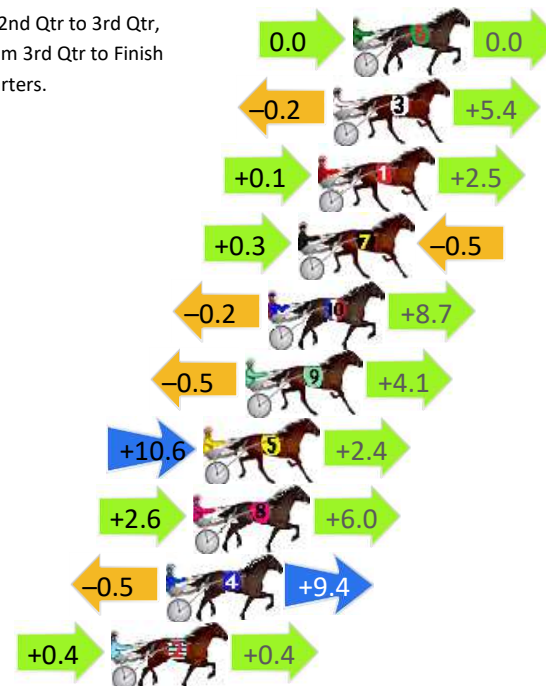
Gross Time: 2:28.50 MileRate: 1:57.70 LeadTime: 30.40s First Qtr: 30.90s Second Qtr: 30.00s Third Qtr: 28.40s Fourth Qtr: 28.80s

DATA TABLE: 800 / 400 Posi's are position from leader and (how wide the horse was at that position)

No	Horse	Plc	Mar	800 Posi	400 Posi	Time	3rd Qtr	4th Qt
6	Sergei	1	0.0m	0.0m (0)	0.0m (0)	2:28.50	28.40s	28.80s
3	Playa Blanca	2	0.8m	6.0m (1)	6.2m (1)	2:28.56	28.42s	28.42s
1	Ire Of The Dragon	3	1.4m	4.0m (0)	3.9m (0)	2:28.61	28.40s	28.63s
7	Abstract Art	4	2.2m	2.0m (1)	1.7m (1)	2:28.67	28.38s	28.85s
10	Yesnomaybeso	5	3.4m	11.9m (0)	12.1m (0)	2:28.76	28.42s	28.20s
9	Kissmelvis	6	4.3m	7.9m (0)	8.4m (0)	2:28.83	28.44s	28.53s
5	Heza Player	7	6.0m	19.0m (1)	8.4m (2)	2:28.95	27.66s	28.65s
8	Bat Matson	8	6.4m	15.0m (1)	12.4m (2)	2:28.98	28.22s	28.40s
4	Louie Dada	9	7.5m	16.4m (0)	16.9m (0)	2:29.07	28.44s	28.17s
2	Stealth Bomba	10	9.7m	10.5m (1)	10.1m (1)	2:29.23	28.38s	28.81s

## Finish Position and metres gained

First Arrow shows distance gain/loss from 2nd Qtr to 3rd Qtr,  
Second Arrow shows distance gain/loss from 3rd Qtr to Finish  
Blue arrow indicates best gain in these quarters.



800

Visual positions in race at 2nd Quarter



400

Visual positions in race at 3rd Quarter



Powered by



Harness Analyser

Sectional Analysis Software

Not just form | Free Trial

[www.facebook.com/PJHarnessRacing](http://www.facebook.com/PJHarnessRacing)



RISE Digital, Harness Racing Australia nor the provider accepts any responsibility for the completeness or accuracy of any of the information contained herein, and makes no representations about its suitability for any particular purpose. Users should make their own judgements about those matters and/or seek independent advice. You assume all risks associated with use of data provided on this page

# Newcastle Race 2 Distance 1609m

Friday, 3 October 2025

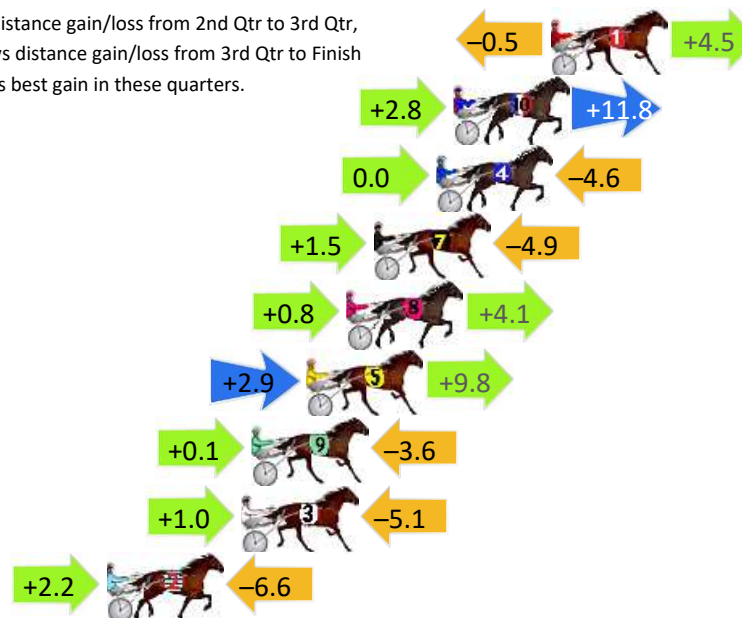
Gross Time: 1:56.20 MileRate: 1:56.20 LeadTime: 0.00s First Qtr: 27.40s Second Qtr: 31.30s Third Qtr: 28.30s Fourth Qtr: 29.20s

DATA TABLE: 800 / 400 Posi's are position from leader and (how wide the horse was at that position)

NoHorse	Plc	Mar	800 Posi	400 Posi	Time	3rd Qtr	4th Qt
1 Major Jarod	1	0.0m	4.0m (0)	4.5m (0)	1:56.20	28.34s	28.88s
10 War Western	2	3.9m	18.5m (1)	15.7m (1)	1:56.50	28.12s	28.38s
4 Abdicate	3	4.6m	0.0m (0)	0.0m (0)	1:56.55	28.30s	29.55s
7 Paytons Rock	4	7.1m	3.7m (1)	2.2m (1)	1:56.74	28.20s	29.58s
8 Beersinmypocket	5	8.2m	13.1m (0)	12.3m (0)	1:56.83	28.26s	28.95s
5 Cheddar Valley	6	9.8m	22.5m (1)	19.6m (1)	1:56.95	28.12s	28.55s
9 Deecee Rockin	7	12.0m	8.5m (0)	8.4m (0)	1:57.12	28.30s	29.52s
3 Ultra Bliss	8	12.4m	8.3m (1)	7.3m (1)	1:57.15	28.24s	29.63s
2 Tough Nut Teejay	9	17.8m	13.4m (1)	11.2m (1)	1:57.56	28.16s	29.76s

## Finish Position and metres gained

First Arrow shows distance gain/loss from 2nd Qtr to 3rd Qtr,  
Second Arrow shows distance gain/loss from 3rd Qtr to Finish  
Blue arrow indicates best gain in these quarters.



800

Visual positions in race at 2nd Quarter



400

Visual positions in race at 3rd Quarter



Powered by



Harness Analyser

Sectional Analysis Software

Not just form | Free Trial

[www.facebook.com/PJHarnessRacing](http://www.facebook.com/PJHarnessRacing)



RISE Digital, Harness Racing Australia nor the provider accepts any responsibility for the completeness or accuracy of any of the information contained herein, and makes no representations about its suitability for any particular purpose. Users should make their own judgements about those matters and/or seek independent advice. You assume all risks associated with use of data provided on this page

# Newcastle Race 3 Distance 1609m

Friday, 3 October 2025


Gross Time: 1:54.20 MileRate: 1:54.20 LeadTime: 0.00s First Qtr: 27.30s Second Qtr: 30.90s Third Qtr: 28.00s Fourth Qtr: 28.10s

DATA TABLE: 800 / 400 Posi's are position from leader and (how wide the horse was at that position)

No	Horse	Plc	Mar	800 Posi	400 Posi	Time	3rd Qtr	4th Qt
5	Love Lou	1	0.0m	4.0m (0)	4.0m (0)	1:54.20	28.00s	27.82s
1	Rick Reilly	2	3.9m	9.2m (0)	8.6m (0)	1:54.49	27.96s	27.79s
6	Some Chevron	3	5.0m	0.0m (0)	0.0m (0)	1:54.57	28.00s	28.47s
10	Mammals Riddle	4	9.2m	10.1m (1)	10.9m (1)	1:54.88	28.06s	28.02s
4	Night To Remember	5	9.7m	13.2m (0)	12.6m (0)	1:54.92	27.96s	27.94s
9	Nothingbutwaves	6	13.7m	17.8m (0)	17.2m (0)	1:55.21	27.96s	27.91s
2	Sunday Mornings	7	14.2m	5.5m (1)	6.3m (1)	1:55.25	28.06s	28.71s
7	The Creek	8	16.4m	14.1m (1)	14.4m (2)	1:55.41	28.02s	28.31s
3	Never Know Charlie	9	18.1m	23.0m (0)	21.2m (0)	1:55.54	27.88s	27.96s
8	Sweetly Spoken	10	29.4m	18.7m (1)	20.7m (1)	1:56.37	28.14s	28.83s

## Finish Position and metres gained

First Arrow shows distance gain/loss from 2nd Qtr to 3rd Qtr,  
Second Arrow shows distance gain/loss from 3rd Qtr to Finish  
Blue arrow indicates best gain in these quarters.



800

Visual positions in race at 2nd Quarter



400

Visual positions in race at 3rd Quarter



Powered by



Harness Analyser

Sectional Analysis Software

Not just form | Free Trial

[www.facebook.com/PJHarnessRacing](http://www.facebook.com/PJHarnessRacing)



RISE Digital, Harness Racing Australia nor the provider accepts any responsibility for the completeness or accuracy of any of the information contained herein, and makes no representations about its suitability for any particular purpose. Users should make their own judgements about those matters and/or seek independent advice. You assume all risks associated with use of data provided on this page

# Newcastle Race 4 Distance 1609m

Friday, 3 October 2025


Gross Time: 1:53.10 MileRate: 1:53.10 LeadTime: 0.00s First Qtr: 28.20s Second Qtr: 29.50s Third Qtr: 27.30s Fourth Qtr: 28.10s

DATA TABLE: 800 / 400 Posi's are position from leader and (how wide the horse was at that position)

NoHorse	Plc	Mar	800 Posi	400 Posi	Time	3rd Qtr	4th Qt
3 Wamboyneinamerica	1	0.0m	5.6m (1)	1.8m (1)	1:53.10	27.04s	27.98s
6 Luke John	2	5.5m	13.0m (0)	12.2m (0)	1:53.51	27.26s	27.67s
1 Vincentius Maximus	3	5.6m	4.1m (0)	5.2m (0)	1:53.51	27.38s	28.15s
5 Give Me A Minute	4	6.0m	0.0m (0)	0.0m (0)	1:53.54	27.30s	28.54s
2 Applied	5	11.5m	8.3m (0)	9.3m (1)	1:53.95	27.38s	28.31s
7 Rock Fisherman	6	12.9m	17.1m (0)	19.2m (0)	1:54.05	27.46s	27.73s
8 Escalera	7	17.6m	10.9m (1)	13.4m (1)	1:54.40	27.48s	28.48s
4 Bushy Beach	8	22.7m	15.6m (1)	18.0m (1)	1:54.78	27.48s	28.54s

## Finish Position and metres gained

First Arrow shows distance gain/loss from 2nd Qtr to 3rd Qtr,  
Second Arrow shows distance gain/loss from 3rd Qtr to Finish  
Blue arrow indicates best gain in these quarters.



800

Visual positions in race at 2nd Quarter



400

Visual positions in race at 3rd Quarter



Powered by



Harness Analyser

Sectional Analysis Software

Not just form | Free Trial

[www.facebook.com/PJHarnessRacing](http://www.facebook.com/PJHarnessRacing)



RISE Digital, Harness Racing Australia nor the provider accepts any responsibility for the completeness or accuracy of any of the information contained herein, and makes no representations about its suitability for any particular purpose. Users should make their own judgements about those matters and/or seek independent advice. You assume all risks associated with use of data provided on this page



# Newcastle Race 5 Distance 2030m

Friday, 3 October 2025

Gross Time: 2:25.30

MileRate: 1:55.20

LeadTime: 29.10s

First Qtr: 31.50s

Second Qtr: 29.60s

Third Qtr: 27.30s

Fourth Qtr: 27.80s

DATA TABLE: 800 / 400 Posi's are position from leader and (how wide the horse was at that position)

NoHorse	Plc	Mar	800 Posi	400 Posi	Time	3rd Qtr	4th Qt
4 Soho Gunslinger	1	0.0m	0.0m (0)	0.0m (0)	2:25.30	27.30s	27.80s
5 Magnetic Storm	2	19.3m	10.0m (1)	10.6m (0)	2:26.71	27.34s	28.40s
3 Upstream	3	27.0m	4.0m (0)	6.2m (0)	2:27.27	27.44s	29.24s
2 Wicked Susan	4	41.6m	8.6m (0)	18.4m (0)	2:28.34	27.96s	29.40s
7 Lucky Rictor	5	48.7m	20.4m (0)	31.4m (0)	2:28.86	28.04s	29.00s
9 Lasting Memory	6	49.7m	16.2m (0)	29.8m (2)	2:28.93	28.22s	29.18s
1 Eyes Been Patient	7	57.5m	12.4m (0)	25.0m (0)	2:29.50	28.14s	30.05s
8 Heez Reasonable	8	70.0m	19.6m (1)	33.8m (2)	2:30.42	28.25s	30.30s
10 Never Know Blaze	9	74.1m	14.8m (1)	25.8m (2)	2:30.72	28.02s	31.14s
6 Peppercorn Barry	10	75.2m	6.2m (1)	25.0m (1)	2:30.80	28.56s	31.27s


## Finish Position and metres gained

First Arrow shows distance gain/loss from 2nd Qtr to 3rd Qtr, Second Arrow shows distance gain/loss from 3rd Qtr to Finish Blue arrow indicates best gain in these quarters.



800

Visual positions in race at 2nd Quarter



400

Visual positions in race at 3rd Quarter



Powered by



Harness Analyser

Sectional Analysis Software

Not just form | Free Trial

[www.facebook.com/PJHarnessRacing](http://www.facebook.com/PJHarnessRacing)



RISE Digital, Harness Racing Australia nor the provider accepts any responsibility for the completeness or accuracy of any of the information contained herein, and makes no representations about its suitability for any particular purpose. Users should make their own judgements about those matters and/or seek independent advice. You assume all risks associated with use of data provided on this page

# Newcastle Race 6 Distance 2030m

Friday, 3 October 2025

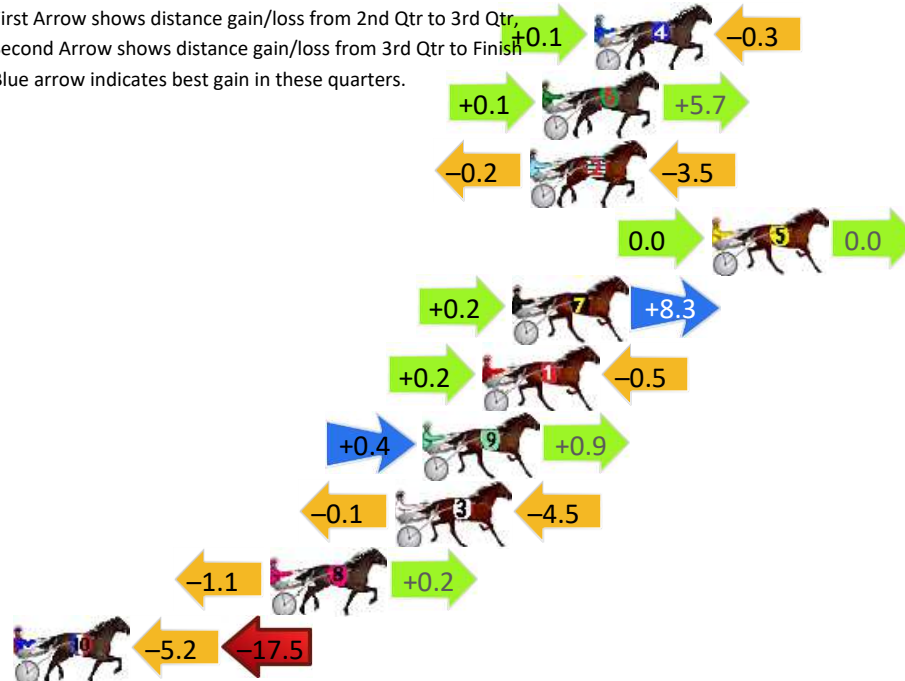
Gross Time: 2:29.10 MileRate: 1:58.20 LeadTime: 30.00s First Qtr: 30.40s Second Qtr: 29.50s Third Qtr: 28.80s Fourth Qtr: 30.40s

DATA TABLE: 800 / 400 Posi's are position from leader and (how wide the horse was at that position)

No	Horse	Plc	Mar	800 Posi	400 Posi	Time	3rd Qtr	4th Qt
4	Justawarrior	1	4.7m	4.5m (0)	4.4m (0)	2:29.47	28.80s	30.45s
6	Bring Your Best	2	6.8m	12.6m (1)	12.5m (1)	2:29.64	28.82s	30.02s
2	Grumpyshannon	3	7.3m	3.6m (1)	3.8m (1)	2:29.68	28.82s	30.70s
5	Chlobro	4	0.0m	0.0m (0)	0.0m (0)	2:29.10	28.80s	30.40s
7	Jeffcoate	5	8.0m	16.5m (1)	16.3m (1)	2:29.74	28.82s	29.84s
1	Rocknroll Clarry	6	9.2m	8.9m (0)	8.7m (0)	2:29.83	28.80s	30.49s
9	Wallaroy Boy	7	11.6m	12.9m (0)	12.5m (0)	2:30.02	28.80s	30.40s
3	Mister Brillante	8	12.7m	8.1m (1)	8.2m (1)	2:30.11	28.82s	30.81s
8	Rocknroll Tony	9	17.7m	16.8m (0)	17.9m (0)	2:30.51	28.92s	30.49s
10	Nifty Studleigh	10	51.8m	29.1m (0)	34.3m (0)	2:33.22	29.24s	32.00s

## Finish Position and metres gained

First Arrow shows distance gain/loss from 2nd Qtr to 3rd Qtr, Second Arrow shows distance gain/loss from 3rd Qtr to Finish  
Blue arrow indicates best gain in these quarters.



800

Visual positions in race at 2nd Quarter



400

Visual positions in race at 3rd Quarter



Powered by



Harness Analyser

Sectional Analysis Software

Not just form | Free Trial

www.facebook.com/PJHarnessRacing



RISE Digital, Harness Racing Australia nor the provider accepts any responsibility for the completeness or accuracy of any of the information contained herein, and makes no representations about its suitability for any particular purpose. Users should make their own judgements about those matters and/or seek independent advice. You assume all risks associated with use of data provided on this page

# Newcastle Race 7 Distance 1609m

Friday, 3 October 2025

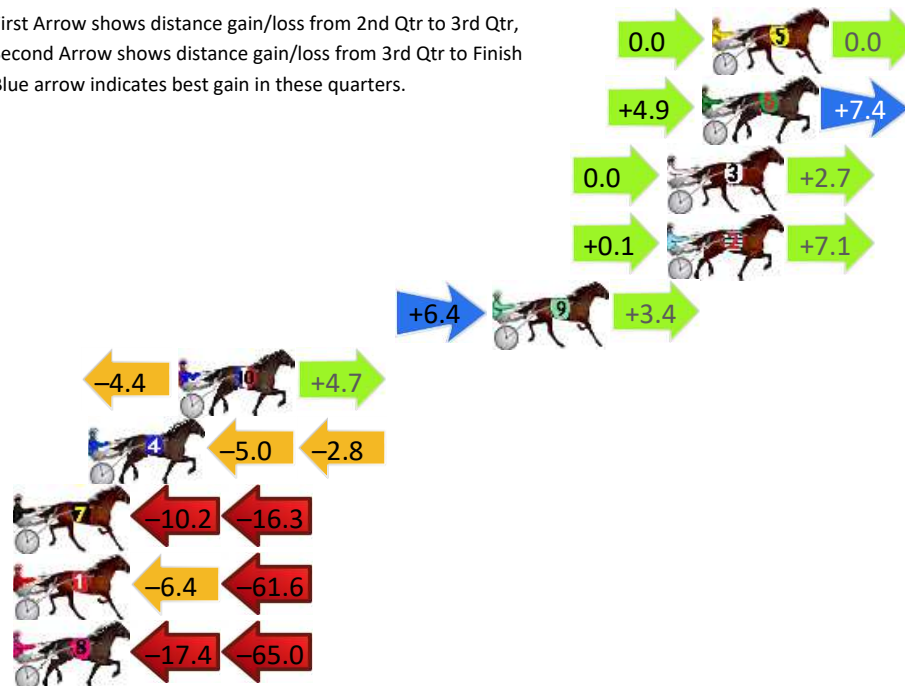
Gross Time: 1:55.90 MileRate: 1:55.90 LeadTime: 0.00s First Qtr: 27.50s Second Qtr: 30.40s Third Qtr: 28.50s Fourth Qtr: 29.40s

DATA TABLE: 800 / 400 Posi's are position from leader and (how wide the horse was at that position)

No	Horse	Plc	Mar	800 Posi	400 Posi	Time	3rd Qtr	4th Qt
5	Aderfaki	1	0.0m	0.0m (0)	0.0m (0)	1:55.90	28.50s	29.40s
6	Hungry Joe	2	0.4m	12.7m (1)	7.8m (1)	1:55.93	28.16s	28.87s
3	Charjo	3	1.8m	4.5m (0)	4.5m (0)	1:56.04	28.50s	29.22s
2	Howitis	4	1.8m	9.0m (0)	8.9m (0)	1:56.04	28.50s	28.90s
9	Between Decks	5	8.8m	18.6m (0)	12.2m (1)	1:56.58	28.06s	29.20s
10	About My Time	6	21.4m	21.7m (1)	26.1m (1)	1:57.55	28.84s	29.17s
4	Scattershot	7	25.0m	17.2m (1)	22.2m (1)	1:57.83	28.88s	29.73s
7	Reckless Convict	8	29.6m	3.1m (1)	13.3m (0)	1:58.18	29.24s	30.72s
1	Rainbow Reason	9	81.6m	13.6m (0)	20.0m (0)	2:02.19	28.98s	34.25s
8	Archie Aquila	10	90.6m	8.2m (1)	25.6m (0)	2:02.88	29.76s	34.54s

## Finish Position and metres gained

First Arrow shows distance gain/loss from 2nd Qtr to 3rd Qtr, Second Arrow shows distance gain/loss from 3rd Qtr to Finish  
Blue arrow indicates best gain in these quarters.



Visual positions in race at 2nd Quarter



Visual positions in race at 3rd Quarter

# Newcastle Race 8 Distance 1609m

Friday, 3 October 2025

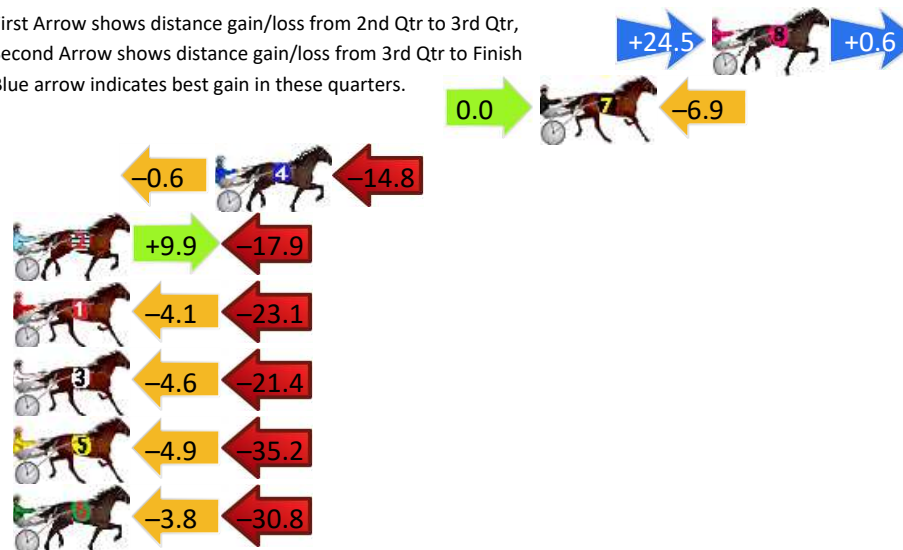
Gross Time: 1:55.20 MileRate: 1:55.20 LeadTime: 0.00s First Qtr: 28.80s Second Qtr: 29.80s Third Qtr: 28.50s Fourth Qtr: 28.10s

DATA TABLE: 800 / 400 Posi's are position from leader and (how wide the horse was at that position)

NoHorse	Plc	Mar	800 Posi	400 Posi	Time	3rd Qtr	4th Qt
8 San Sebastian	1	0.0m	25.1m (1)	0.6m (1)	1:55.20	26.76s	28.06s
7 Eye Can Ear Amour	2	6.9m	0.0m (0)	0.0m (0)	1:55.71	28.50s	28.61s
4 Agatha Bloom	3	19.9m	4.5m (0)	5.1m (1)	1:56.67	28.54s	29.21s
2 Bee My Lover	4	28.1m	20.1m (1)	10.2m (1)	1:57.28	27.80s	29.46s
1 Executivedecisions	5	36.8m	9.6m (0)	13.7m (0)	1:57.92	28.78s	29.86s
3 The Karma King	6	39.6m	13.6m (0)	18.2m (0)	1:58.12	28.82s	29.74s
5 Letmebeclear	7	50.0m	9.9m (1)	14.8m (1)	1:58.89	28.84s	30.75s
6 Schooners	8	50.7m	16.1m (1)	19.9m (1)	1:58.94	28.76s	30.44s

## Finish Position and metres gained

First Arrow shows distance gain/loss from 2nd Qtr to 3rd Qtr,  
Second Arrow shows distance gain/loss from 3rd Qtr to Finish  
Blue arrow indicates best gain in these quarters.



800

Visual positions in race at 2nd Quarter



400

Visual positions in race at 3rd Quarter



# Newcastle Race 9 Distance 1609m

Friday, 3 October 2025


Gross Time: 1:56.80 MileRate: 1:56.80 LeadTime: 0.00s First Qtr: 29.00s Second Qtr: 31.30s Third Qtr: 28.40s Fourth Qtr: 28.10s

DATA TABLE: 800 / 400 Posi's are position from leader and (how wide the horse was at that position)

NoHorse	Plc	Mar	800 Posi	400 Posi	Time	3rd Qtr	4th Qt
1 Rock Am Alyeska	1	0.0m	0.0m (0)	0.0m (0)	1:56.80	28.40s	28.10s
9 Wat On Earth	2	8.7m	4.5m (0)	4.0m (0)	1:57.44	28.36s	28.46s
2 A Little Dilemma	3	10.2m	9.1m (0)	8.0m (0)	1:57.55	28.32s	28.29s
5 Sweet Anne Louise	4	12.1m	9.4m (1)	8.0m (1)	1:57.69	28.30s	28.43s
6 Rumour Stride	5	14.5m	14.5m (1)	12.5m (1)	1:57.87	28.26s	28.29s
3 Miss Adonis	6	15.5m	14.2m (0)	12.5m (0)	1:57.94	28.28s	28.36s
4 Roobee	7	19.7m	18.7m (1)	16.5m (1)	1:58.25	28.24s	28.39s
8 Major Poppi	8	21.0m	18.7m (0)	16.5m (0)	1:58.35	28.24s	28.49s
7 Keayang Harlow	9	33.9m	4.3m (1)	4.0m (1)	1:59.30	28.38s	30.32s

## Finish Position and metres gained

First Arrow shows distance gain/loss from 2nd Qtr to 3rd Qtr,  
Second Arrow shows distance gain/loss from 3rd Qtr to Finish  
Blue arrow indicates best gain in these quarters.



800

Visual positions in race at 2nd Quarter



400

Visual positions in race at 3rd Quarter



Powered by



Harness Analyser

Sectional Analysis Software

Not just form | Free Trial

[www.facebook.com/PJHarnessRacing](http://www.facebook.com/PJHarnessRacing)



RISE Digital, Harness Racing Australia nor the provider accepts any responsibility for the completeness or accuracy of any of the information contained herein, and makes no representations about its suitability for any particular purpose. Users should make their own judgements about those matters and/or seek independent advice. You assume all risks associated with use of data provided on this page