

Wagga Riverina Race 1 Distance 1740m

Friday, 3 October 2025

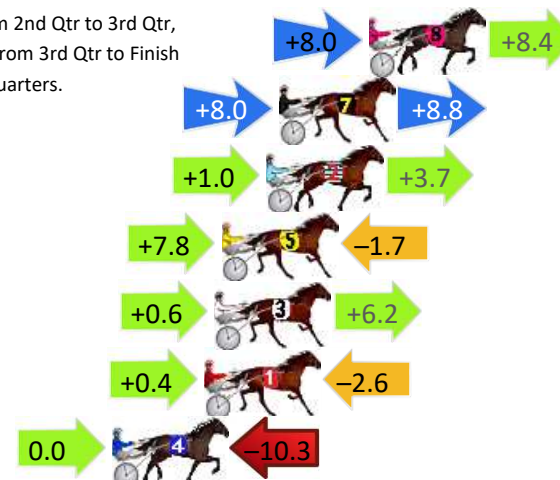
Gross Time: 2:06.30 MileRate: 1:56.80 LeadTime: 9.00s First Qtr: 29.80s Second Qtr: 29.50s Third Qtr: 29.60s Fourth Qtr: 28.40s

DATA TABLE: 800 / 400 Posi's are position from leader and (how wide the horse was at that position)

NoHorse	Plc	Mar	800 Posi	400 Posi	Time	3rd Qtr	4th Qt
8 Sweet Leila	1	0.0m	16.4m (1)	8.4m (1)	2:06.30	29.01s	27.81s
7 Fly Over States	2	3.6m	20.4m (1)	12.4m (1)	2:06.57	29.01s	27.78s
2 Jungle Shark	3	4.1m	8.8m (0)	7.8m (0)	2:06.61	29.52s	28.14s
5 Captain DeeJay	4	5.9m	12.0m (1)	4.2m (1)	2:06.74	29.04s	28.52s
3 French Street	5	6.2m	13.0m (0)	12.4m (0)	2:06.76	29.55s	27.96s
1 Belle Of Belmont	6	6.6m	4.4m (0)	4.0m (0)	2:06.79	29.58s	28.58s
4 Mister Crunch	7	10.3m	0.0m (0)	0.0m (0)	2:07.07	29.62s	29.13s

Finish Position and metres gained

First Arrow shows distance gain/loss from 2nd Qtr to 3rd Qtr,
Second Arrow shows distance gain/loss from 3rd Qtr to Finish
Blue arrow indicates best gain in these quarters.



800

Visual positions in race at 2nd Quarter



400

Visual positions in race at 3rd Quarter



Powered by



Harness Analyser

Sectional Analysis Software

Not just form | Free Trial

www.facebook.com/PJHarnessRacing



RISE Digital, Harness Racing Australia nor the provider accepts any responsibility for the completeness or accuracy of any of the information contained herein, and makes no representations about its suitability for any particular purpose. Users should make their own judgements about those matters and/or seek independent advice. You assume all risks associated with use of data provided on this page

Wagga Riverina Race 2 Distance 1740m

Friday, 3 October 2025

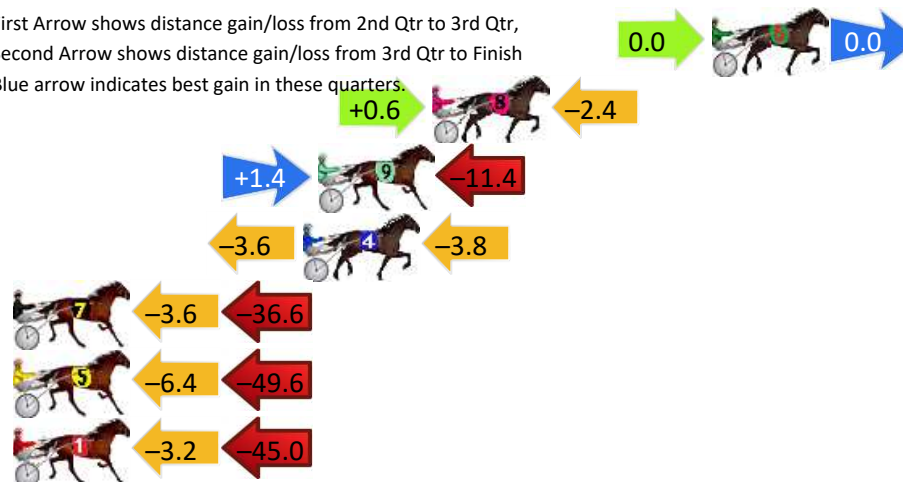
Gross Time: 2:03.50 MileRate: 1:54.20 LeadTime: 9.00s First Qtr: 28.50s Second Qtr: 30.30s Third Qtr: 28.60s Fourth Qtr: 27.10s

DATA TABLE: 800 / 400 Posi's are position from leader and (how wide the horse was at that position)

No	Horse	Plc	Mar	800 Posi	400 Posi	Time	3rd Qtr	4th Qt
6	Applauding	1	0.0m	0.0m (0)	0.0m (0)	2:03.50	28.60s	27.10s
8	Seaside Sid	2	11.2m	9.4m (1)	8.8m (1)	2:04.30	28.56s	27.26s
9	Shezaglamourgirl	3	15.8m	5.8m (1)	4.4m (0)	2:04.63	28.52s	27.87s
4	Ginger Ella	4	16.4m	9.0m (0)	12.6m (2)	2:04.67	28.86s	27.36s
7	Stinson	5	53.6m	13.4m (1)	17.0m (2)	2:07.33	28.92s	29.57s
5	Im No Stranger	6	60.4m	4.4m (0)	10.8m (0)	2:07.81	29.14s	30.44s
1	Big Frost	7	61.2m	13.0m (0)	16.2m (0)	2:07.87	28.91s	30.13s

Finish Position and metres gained

First Arrow shows distance gain/loss from 2nd Qtr to 3rd Qtr,
Second Arrow shows distance gain/loss from 3rd Qtr to Finish
Blue arrow indicates best gain in these quarters.



800

Visual positions in race at 2nd Quarter



400

Visual positions in race at 3rd Quarter



Powered by



Harness Analyser

Sectional Analysis Software

Not just form | Free Trial

www.facebook.com/PJHarnessRacing



RISE Digital, Harness Racing Australia nor the provider accepts any responsibility for the completeness or accuracy of any of the information contained herein, and makes no representations about its suitability for any particular purpose. Users should make their own judgements about those matters and/or seek independent advice. You assume all risks associated with use of data provided on this page

Wagga Riverina Race 3 Distance 1740m

Friday, 3 October 2025


Gross Time: 2:08.70 MileRate: 1:59.00 LeadTime: 8.90s First Qtr: 30.90s Second Qtr: 31.30s Third Qtr: 30.20s Fourth Qtr: 27.40s

DATA TABLE: 800 / 400 Posi's are position from leader and (how wide the horse was at that position)

No	Horse	Plc	Mar	800 Posi	400 Posi	Time	3rd Qtr	4th Qt
8	Our Rocky	1	0.0m	17.2m (1)	15.6m (2)	2:08.70	30.03s	26.34s
6	Oh Sweet Creature	2	0.7m	4.6m (1)	3.0m (1)	2:08.75	30.08s	27.24s
5	Spring Delight	3	1.9m	0.0m (0)	0.0m (0)	2:08.84	30.21s	27.53s
9	Im Harvey Specter	4	6.0m	8.4m (0)	8.2m (0)	2:09.13	30.18s	27.25s
10	Esther Rising	5	6.2m	8.6m (1)	7.0m (1)	2:09.15	30.08s	27.35s
1	Fiftyshadesofhay	6	9.8m	4.4m (0)	4.2m (0)	2:09.41	30.21s	27.78s
2	Our Ultimate Bonny	7	10.0m	13.0m (1)	12.0m (1)	2:09.42	30.12s	27.26s
3	Bracken Warrior	8	15.2m	12.6m (0)	12.6m (0)	2:09.80	30.21s	27.58s
7	Thats The Attitude	9	16.5m	22.0m (0)	17.2m (0)	2:09.89	29.85s	27.35s
4	Electra Girl	10	17.8m	21.2m (1)	20.2m (1)	2:09.98	30.12s	27.24s

Finish Position and metres gained

First Arrow shows distance gain/loss from 2nd Qtr to 3rd Qtr,
Second Arrow shows distance gain/loss from 3rd Qtr to Finish
Blue arrow indicates best gain in these quarters.



800

Visual positions in race at 2nd Quarter



400

Visual positions in race at 3rd Quarter



Powered by



Harness Analyser

Sectional Analysis Software

Not just form | Free Trial

www.facebook.com/PJHarnessRacing



RISE Digital, Harness Racing Australia nor the provider accepts any responsibility for the completeness or accuracy of any of the information contained herein, and makes no representations about its suitability for any particular purpose. Users should make their own judgements about those matters and/or seek independent advice. You assume all risks associated with use of data provided on this page

Wagga Riverina Race 4 Distance 1740m

Friday, 3 October 2025

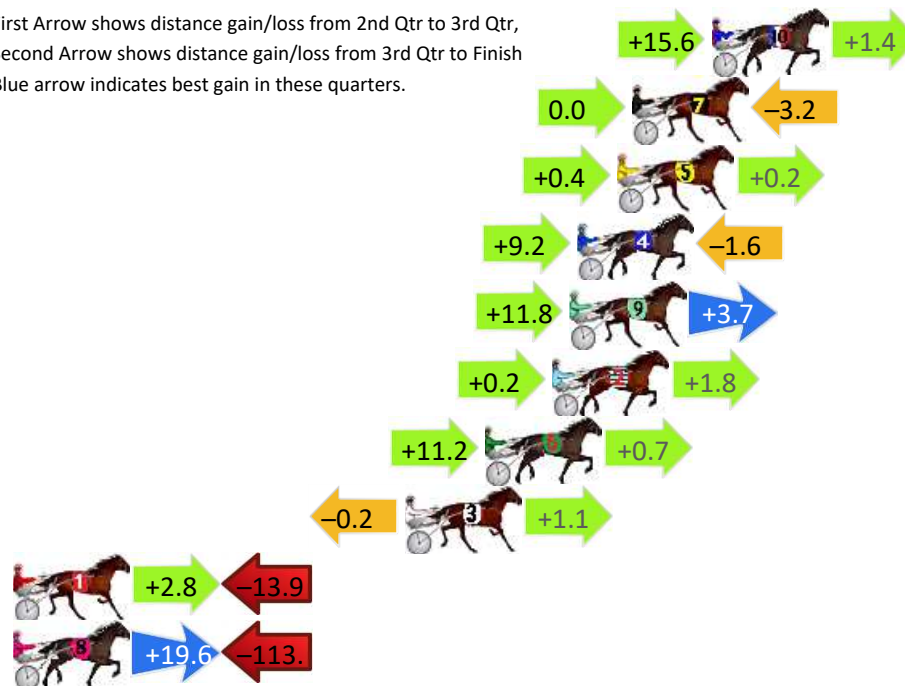
Gross Time: 2:04.60 MileRate: 1:55.20 LeadTime: 8.80s First Qtr: 29.20s Second Qtr: 28.60s Third Qtr: 30.20s Fourth Qtr: 27.80s

DATA TABLE: 800 / 400 Posi's are position from leader and (how wide the horse was at that position)

NoHorse	Plc	Mar	800 Posi	400 Posi	Time	3rd Qtr	4th Qt
10 Dove Lake	1	0.0m	17.0m (1)	1.4m (2)	2:04.60	29.07s	27.70s
7 Bound For Trouble	2	3.2m	0.0m (0)	0.0m (0)	2:04.83	30.21s	28.02s
5 Sweet Louanne	3	3.8m	4.4m (0)	4.0m (0)	2:04.88	30.17s	27.79s
4 Betathanaboughtone	4	5.4m	13.0m (1)	3.8m (1)	2:04.99	29.54s	27.91s
9 Lewendon	5	5.7m	21.2m (0)	9.4m (2)	2:05.02	29.34s	27.54s
2 Jilliby Ryder	6	6.4m	8.4m (0)	8.2m (0)	2:05.07	30.18s	27.68s
6 Fiano	7	9.1m	21.0m (1)	9.8m (1)	2:05.27	29.39s	27.75s
3 Krakey	8	12.3m	13.2m (0)	13.4m (0)	2:05.50	30.21s	27.72s
1 Texan Branach	9	28.3m	17.2m (0)	14.4m (1)	2:06.67	30.04s	28.76s
8 Miki Sing	10	119.1m	25.0m (1)	5.4m (2)	2:13.31	29.13s	35.66s

Finish Position and metres gained

First Arrow shows distance gain/loss from 2nd Qtr to 3rd Qtr,
Second Arrow shows distance gain/loss from 3rd Qtr to Finish
Blue arrow indicates best gain in these quarters.



800

Visual positions in race at 2nd Quarter



400

Visual positions in race at 3rd Quarter



Powered by



Harness Analyser

Sectional Analysis Software

Not just form | Free Trial

www.facebook.com/PJHarnessRacing



RISE Digital, Harness Racing Australia nor the provider accepts any responsibility for the completeness or accuracy of any of the information contained herein, and makes no representations about its suitability for any particular purpose. Users should make their own judgements about those matters and/or seek independent advice. You assume all risks associated with use of data provided on this page

Wagga Riverina Race 5 Distance 1740m

Friday, 3 October 2025



Gross Time: 2:04.80 MileRate: 1:55.50 LeadTime: 8.70s First Qtr: 28.40s Second Qtr: 31.20s Third Qtr: 28.20s Fourth Qtr: 28.30s

DATA TABLE: 800 / 400 Posi's are position from leader and (how wide the horse was at that position)

No	Horse	Plc	Mar	800 Posi	400 Posi	Time	3rd Qtr	4th Qt
8	Hitch To His Star	1	0.0m	19.2m (1)	13.2m (1)	2:04.80	27.78s	27.37s
4	Jet To Heaven	2	3.9m	14.6m (1)	9.2m (2)	2:05.09	27.82s	27.93s
10	Maginot Line	3	5.6m	6.2m (1)	4.4m (2)	2:05.22	28.07s	28.38s
6	Always Be Brendan	4	10.7m	1.8m (1)	2.6m (1)	2:05.60	28.26s	28.87s
2	Bettes Blue Violet	5	12.6m	0.0m (0)	0.0m (0)	2:05.74	28.20s	29.19s
1	Financially Stable	6	17.1m	4.2m (0)	4.2m (0)	2:06.07	28.20s	29.21s
5	Nifty Ambition	7	21.2m	13.8m (0)	15.2m (0)	2:06.38	28.30s	28.72s
9	Racing Writer	8	21.4m	8.2m (0)	9.6m (0)	2:06.39	28.30s	29.13s
3	Nifty Schoobee	9	25.9m	10.4m (1)	9.2m (1)	2:06.73	28.11s	29.47s

Finish Position and metres gained

First Arrow shows distance gain/loss from 2nd Qtr to 3rd Qtr,
Second Arrow shows distance gain/loss from 3rd Qtr to Finish
Blue arrow indicates best gain in these quarters.



800

Visual positions in race at 2nd Quarter



400

Visual positions in race at 3rd Quarter



Powered by



Harness Analyser

Sectional Analysis Software

Not just form | Free Trial

www.facebook.com/PJHarnessRacing



RISE Digital, Harness Racing Australia nor the provider accepts any responsibility for the completeness or accuracy of any of the information contained herein, and makes no representations about its suitability for any particular purpose. Users should make their own judgements about those matters and/or seek independent advice. You assume all risks associated with use of data provided on this page

Wagga Riverina Race 6 Distance 2270m

Friday, 3 October 2025

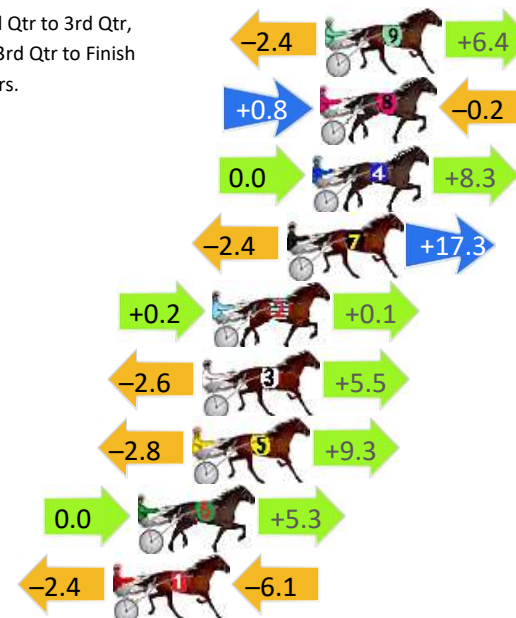
Gross Time: 2:44.10 MileRate: 1:56.30 LeadTime: 48.10s First Qtr: 30.60s Second Qtr: 28.90s Third Qtr: 28.80s Fourth Qtr: 27.70s

DATA TABLE: 800 / 400 Posi's are position from leader and (how wide the horse was at that position)

No	Horse	Plc	Mar	800 Posi	400 Posi	Time	3rd Qtr	4th Qt
9	Jimmy James Maguire	1	0.0m	4.0m (0)	6.4m (0)	2:44.10	28.96s	27.26s
8	Mynamesevan	2	0.2m	0.8m (1)	0.0m (1)	2:44.11	28.74s	27.71s
4	Alwaysbealady	3	0.5m	8.8m (1)	8.8m (1)	2:44.14	28.79s	27.13s
7	Captain Tom	4	1.5m	16.4m (0)	18.8m (0)	2:44.21	28.94s	26.51s
2	Herakles	5	4.5m	4.8m (1)	4.6m (1)	2:44.43	28.79s	27.69s
3	Messerati	6	4.9m	7.8m (0)	10.4m (0)	2:44.46	28.98s	27.32s
5	Hezasweetie	7	5.3m	11.8m (0)	14.6m (0)	2:44.49	28.98s	27.06s
6	Carlo Gambino	8	7.5m	12.8m (1)	12.8m (1)	2:44.65	28.79s	27.34s
1	Ozzie Punta	9	8.5m	0.0m (0)	2.4m (0)	2:44.72	28.98s	28.12s

Finish Position and metres gained

First Arrow shows distance gain/loss from 2nd Qtr to 3rd Qtr,
Second Arrow shows distance gain/loss from 3rd Qtr to Finish
Blue arrow indicates best gain in these quarters.



800

Visual positions in race at 2nd Quarter



400

Visual positions in race at 3rd Quarter



Wagga Riverina Race 7 Distance 1740m

Friday, 3 October 2025

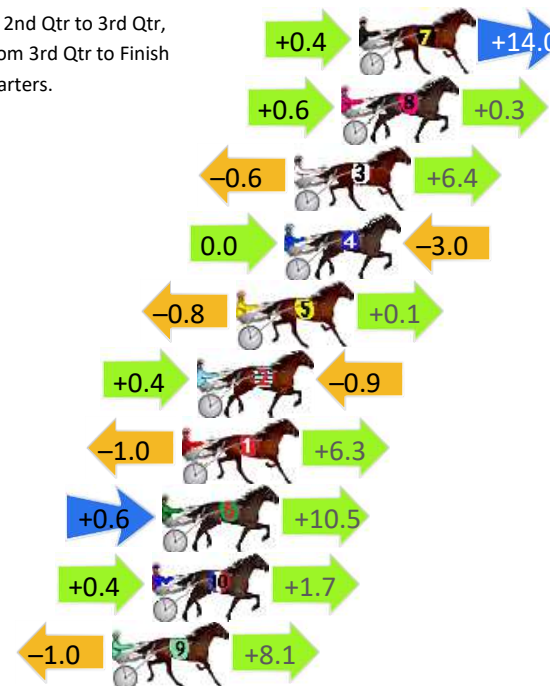
Gross Time: 2:04.20 MileRate: 1:54.90 LeadTime: 8.50s First Qtr: 28.10s Second Qtr: 30.70s Third Qtr: 28.40s Fourth Qtr: 28.50s

DATA TABLE: 800 / 400 Posi's are position from leader and (how wide the horse was at that position)

No	Horse	Plc	Mar	800 Posi	400 Posi	Time	3rd Qtr	4th Qt
7	View The Art	1	0.0m	14.4m (1)	14.0m (1)	2:04.20	28.37s	27.51s
8	Janie Blu	2	0.7m	1.6m (1)	1.0m (1)	2:04.25	28.36s	28.48s
3	Fe Fe On Fire	3	2.6m	8.4m (0)	9.0m (0)	2:04.39	28.44s	28.05s
4	Ottos Wealth	4	3.0m	0.0m (0)	0.0m (0)	2:04.42	28.40s	28.71s
5	Significant Laz	5	4.9m	4.2m (0)	5.0m (0)	2:04.57	28.46s	28.49s
2	Papenhuyzen	6	6.5m	6.0m (1)	5.6m (1)	2:04.69	28.37s	28.56s
1	Mop	7	7.1m	12.4m (0)	13.4m (0)	2:04.73	28.47s	28.05s
6	Coogee	8	7.9m	19.0m (1)	18.4m (1)	2:04.79	28.36s	27.76s
10	Mason Dixon Line	9	8.3m	10.4m (1)	10.0m (1)	2:04.82	28.37s	28.38s
9	Unchainmyart	10	9.9m	17.0m (0)	18.0m (0)	2:04.94	28.47s	27.93s

Finish Position and metres gained

First Arrow shows distance gain/loss from 2nd Qtr to 3rd Qtr,
Second Arrow shows distance gain/loss from 3rd Qtr to Finish
Blue arrow indicates best gain in these quarters.



800

Visual positions in race at 2nd Quarter



400

Visual positions in race at 3rd Quarter



Wagga Riverina Race 8 Distance 2270m

Friday, 3 October 2025



Gross Time: 2:46.70 MileRate: 1:58.20 LeadTime: 50.80s First Qtr: 30.80s Second Qtr: 29.90s Third Qtr: 27.90s Fourth Qtr: 27.30s

DATA TABLE: 800 / 400 Posi's are position from leader and (how wide the horse was at that position)

NoHorse	Plc	Mar	800 Posi	400 Posi	Time	3rd Qtr	4th Qt
1 Sanchez	1	0.0m	4.2m (0)	4.0m (0)	2:46.70	27.88s	27.03s
3 Catchafire	2	2.0m	0.0m (0)	0.0m (0)	2:46.84	27.90s	27.44s
9 Im Alrite	3	8.1m	8.6m (0)	8.4m (0)	2:47.28	27.89s	27.28s
7 Bubby To Base	4	9.1m	14.2m (1)	14.6m (1)	2:47.35	27.92s	26.93s
5 Lou Will	5	11.9m	10.0m (1)	10.2m (2)	2:47.56	27.91s	27.42s
2 Captain Rival	6	16.6m	12.8m (0)	12.8m (0)	2:47.89	27.90s	27.56s
4 Ozzie Corka	7	18.0m	5.8m (1)	5.4m (2)	2:47.99	27.88s	28.16s
8 Uncle Jay	8	18.1m	16.8m (0)	18.4m (0)	2:48.00	28.01s	27.28s
6 Needbee	9	28.9m	1.6m (1)	2.8m (1)	2:48.78	28.00s	29.07s

Finish Position and metres gained

First Arrow shows distance gain/loss from 2nd Qtr to 3rd Qtr,
Second Arrow shows distance gain/loss from 3rd Qtr to Finish
Blue arrow indicates best gain in these quarters.



800

Visual positions in race at 2nd Quarter



400

Visual positions in race at 3rd Quarter



Powered by



Harness Analyser

Sectional Analysis Software

Not just form | Free Trial

www.facebook.com/PJHarnessRacing



RISE Digital, Harness Racing Australia nor the provider accepts any responsibility for the completeness or accuracy of any of the information contained herein, and makes no representations about its suitability for any particular purpose. Users should make their own judgements about those matters and/or seek independent advice. You assume all risks associated with use of data provided on this page