

Eugowra Race 1 Distance 1700m

Monday, 6 October 2025

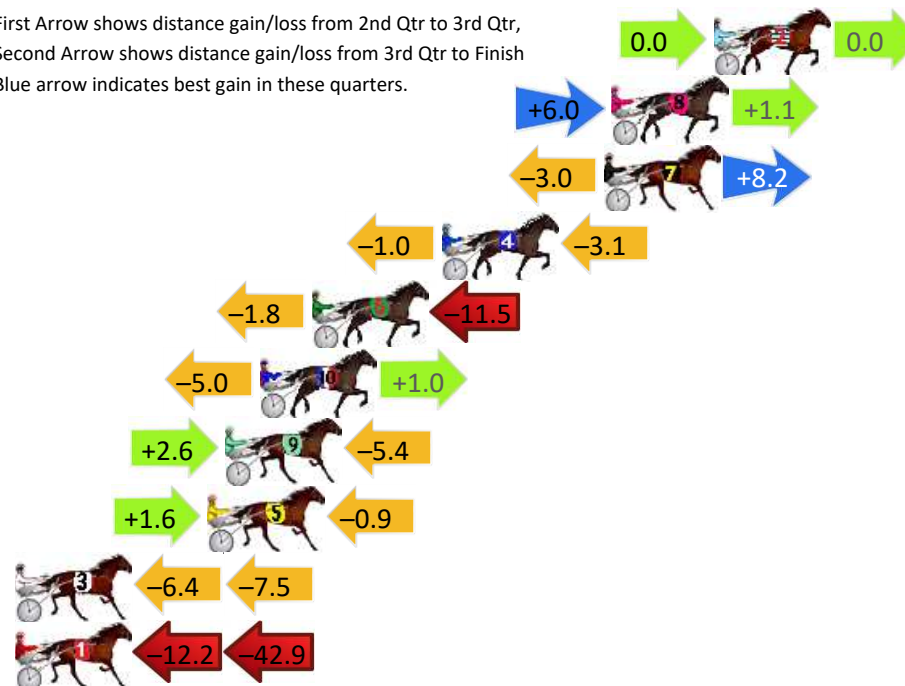
Gross Time: 2:03.00 MileRate: 1:56.50 LeadTime: 8.00s First Qtr: 29.30s Second Qtr: 28.60s Third Qtr: 28.90s Fourth Qtr: 28.20s

DATA TABLE: 800 / 400 Posi's are position from leader and (how wide the horse was at that position)

NoHorse	Plc	Mar	800 Posi	400 Posi	Time	3rd Qtr	4th Qt
2 Tukurua	1	0.0m	0.0m (0)	0.0m (0)	2:03.00	28.90s	28.20s
8 Mullum Axel	2	4.1m	11.2m (1)	5.2m (2)	2:03.30	28.47s	28.12s
7 Stay Foolish	3	4.4m	9.6m (0)	12.6m (1)	2:03.33	29.11s	27.63s
4 Alwaysatthebeach	4	10.9m	6.8m (1)	7.8m (0)	2:03.81	28.97s	28.42s
6 Bolzano	5	16.1m	2.8m (1)	4.6m (1)	2:04.19	29.04s	29.01s
10 Riviere	6	18.2m	14.2m (0)	19.2m (1)	2:04.35	29.25s	28.13s
9 Tearin Up The Sand	7	19.6m	16.8m (1)	14.2m (2)	2:04.45	28.72s	28.58s
5 Hazza Is Watching	8	20.3m	21.0m (1)	19.4m (2)	2:04.50	28.79s	28.26s
3 Queenhigh Flush	9	34.1m	20.2m (0)	26.6m (1)	2:05.53	29.36s	28.73s
1 My Ultimate Woody	10	60.3m	5.2m (0)	17.4m (0)	2:07.47	29.80s	31.21s

Finish Position and metres gained

First Arrow shows distance gain/loss from 2nd Qtr to 3rd Qtr,
Second Arrow shows distance gain/loss from 3rd Qtr to Finish
Blue arrow indicates best gain in these quarters.



800

Visual positions in race at 2nd Quarter



400

Visual positions in race at 3rd Quarter



Powered by



Harness Analyser

Sectional Analysis Software

Not just form | Free Trial

www.facebook.com/PJHarnessRacing



RISE Digital, Harness Racing Australia nor the provider accepts any responsibility for the completeness or accuracy of any of the information contained herein, and makes no representations about its suitability for any particular purpose. Users should make their own judgements about those matters and/or seek independent advice. You assume all risks associated with use of data provided on this page

Eugowra Race 2 Distance 2100m

Monday, 6 October 2025

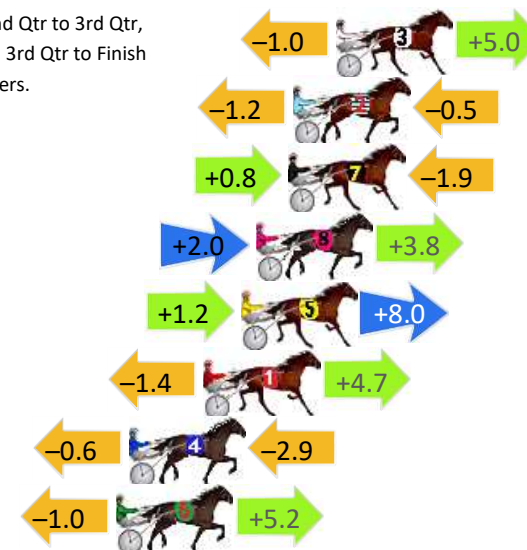
Gross Time: 2:38.10 MileRate: 2:01.10 LeadTime: 38.20s First Qtr: 32.10s Second Qtr: 30.00s Third Qtr: 28.20s Fourth Qtr: 29.60s

DATA TABLE: 800 / 400 Posi's are position from leader and (how wide the horse was at that position)

NoHorse	Plc	Mar	800 Posi	400 Posi	Time	3rd Qtr	4th Qt
3 Jasperstimetoshine	1	0.0m	4.0m (0)	5.0m (0)	2:38.10	28.28s	29.23s
2 Bam Bam Brook	2	1.7m	0.0m (0)	1.2m (0)	2:38.23	28.29s	29.64s
7 Nirvana Prince	3	1.9m	0.8m (1)	0.0m (1)	2:38.25	28.14s	29.74s
8 Mother Was A Mudda	4	3.2m	9.0m (1)	7.0m (2)	2:38.35	28.06s	29.32s
5 Mondo Glitz	5	3.8m	13.0m (1)	11.8m (2)	2:38.39	28.13s	29.01s
1 Lucky In America	6	5.3m	8.6m (0)	10.0m (0)	2:38.51	28.31s	29.25s
4 For Three Reasons	7	8.3m	4.8m (1)	5.4m (1)	2:38.74	28.24s	29.81s
6 Sanders	8	8.8m	13.0m (0)	14.0m (0)	2:38.78	28.28s	29.22s

Finish Position and metres gained

First Arrow shows distance gain/loss from 2nd Qtr to 3rd Qtr,
Second Arrow shows distance gain/loss from 3rd Qtr to Finish
Blue arrow indicates best gain in these quarters.



800

Visual positions in race at 2nd Quarter



400

Visual positions in race at 3rd Quarter



Eugowra Race 3 Distance 1700m

Monday, 6 October 2025


Gross Time: 2:05.40 MileRate: 1:58.70 LeadTime: 7.90s First Qtr: 29.30s Second Qtr: 29.40s Third Qtr: 29.50s Fourth Qtr: 29.30s

DATA TABLE: 800 / 400 Posi's are position from leader and (how wide the horse was at that position)

No	Horse	Plc	Mar	800 Posi	400 Posi	Time	3rd Qtr	4th Qt
8	Shevchenko	1	0.0m	10.8m (1)	3.4m (3)	2:05.40	28.96s	29.05s
1	Surfin At Midnight	2	3.0m	0.0m (0)	0.2m (0)	2:05.63	29.52s	29.50s
2	Karinya Sophie	3	7.2m	8.4m (0)	6.0m (1)	2:05.95	29.32s	29.39s
7	Warrawee Flyer	3	7.2m	4.2m (0)	4.2m (0)	2:05.95	29.50s	29.52s
4	La Feast	5	10.9m	2.4m (1)	0.0m (1)	2:06.24	29.33s	30.09s
9	Ultimate Cookie	6	14.9m	13.0m (0)	11.8m (1)	2:06.54	29.41s	29.53s
5	Ava Leanne	7	16.9m	6.8m (1)	2.8m (2)	2:06.70	29.21s	30.33s
10	Phar Lume	8	18.9m	15.2m (1)	8.4m (2)	2:06.85	29.01s	30.06s
6	Burrabadine Storm	9	53.5m	19.6m (1)	25.8m (1)	2:09.51	29.96s	31.32s
3	Millwood Brooklyn	10	56.1m	28.2m (0)	29.4m (0)	2:09.71	29.59s	31.24s


Finish Position and metres gained

First Arrow shows distance gain/loss from 2nd Qtr to 3rd Qtr, Second Arrow shows distance gain/loss from 3rd Qtr to Finish
Blue arrow indicates best gain in these quarters.



Visual positions in race at 2nd Quarter

800



Visual positions in race at 3rd Quarter

400

Eugowra Race 4 Distance 1700m

Monday, 6 October 2025


Gross Time: 2:04.80 MileRate: 1:58.20 LeadTime: 8.10s First Qtr: 28.80s Second Qtr: 28.50s Third Qtr: 30.00s Fourth Qtr: 29.40s

DATA TABLE: 800 / 400 Posi's are position from leader and (how wide the horse was at that position)

NoHorse	Plc	Mar	800 Posi	400 Posi	Time	3rd Qtr	4th Qt
5 Reason To Party	1	0.0m	10.0m (1)	8.0m (1)	2:04.80	29.85s	28.82s
10 Rogervalerio Lombo	2	6.6m	14.2m (1)	9.4m (3)	2:05.31	29.64s	29.20s
9 Rosie Romance	3	6.8m	0.0m (1)	0.0m (1)	2:05.32	30.01s	29.90s
8 Willies Dollar	4	7.2m	9.8m (2)	2.4m (2)	2:05.36	29.46s	29.75s
1 The Missing Sock	5	8.6m	0.4m (0)	1.4m (0)	2:05.46	30.08s	29.93s
2 The Handsome One	6	11.4m	6.0m (0)	5.6m (0)	2:05.68	29.97s	29.82s
7 Bell River Boy	7	13.3m	10.4m (0)	11.0m (0)	2:05.83	30.05s	29.57s
4 Tulhurst Pebbles	8	15.2m	4.0m (1)	4.0m (1)	2:05.97	30.01s	30.22s
6 Burrabadine Bullet	9	34.8m	16.4m (2)	22.6m (0)	2:07.48	30.47s	30.29s
3 Jay Bee	10	37.8m	5.6m (2)	7.8m (2)	2:07.71	30.18s	31.59s

Finish Position and metres gained

First Arrow shows distance gain/loss from 2nd Qtr to 3rd Qtr,
Second Arrow shows distance gain/loss from 3rd Qtr to Finish
Blue arrow indicates best gain in these quarters.



800

Visual positions in race at 2nd Quarter



400

Visual positions in race at 3rd Quarter

Eugowra Race 5 Distance 1700m

Monday, 6 October 2025



Gross Time: 2:03.60 MileRate: 1:57.00 LeadTime: 7.30s First Qtr: 29.30s Second Qtr: 29.50s Third Qtr: 28.80s Fourth Qtr: 28.70s

DATA TABLE: 800 / 400 Posi's are position from leader and (how wide the horse was at that position)

NoHorse	Plc	Mar	800 Posi	400 Posi	Time	3rd Qtr	4th Qt
2 Kadar	1	0.0m	8.6m (0)	8.6m (0)	2:03.60	28.80s	28.09s
1 Carbagnanoosh	2	2.4m	12.8m (0)	12.8m (0)	2:03.78	28.80s	27.96s
5 A Lil Bit Of Love	3	7.1m	0.0m (1)	0.2m (1)	2:04.13	28.82s	29.19s
7 Fliptop Bottleshop	4	8.1m	17.0m (0)	16.0m (1)	2:04.21	28.73s	28.14s
9 Forever Onthe Punt	5	8.4m	8.0m (1)	8.2m (1)	2:04.23	28.81s	28.71s
3 Dancing With My Ex	6	10.2m	4.8m (0)	4.4m (0)	2:04.37	28.77s	29.11s
10 The Rogue I Am	7	11.1m	12.0m (1)	12.2m (1)	2:04.44	28.81s	28.62s
4 Mammals Girl	8	12.7m	0.0m (0)	0.0m (0)	2:04.56	28.80s	29.61s
8 Alabama Lioness	9	19.7m	4.0m (1)	4.4m (1)	2:05.08	28.83s	29.79s
6 Titiwha	10	20.2m	16.2m (1)	18.8m (2)	2:05.12	28.99s	28.80s

Finish Position and metres gained

First Arrow shows distance gain/loss from 2nd Qtr to 3rd Qtr,
Second Arrow shows distance gain/loss from 3rd Qtr to Finish
Blue arrow indicates best gain in these quarters.



800

Visual positions in race at 2nd Quarter



400

Visual positions in race at 3rd Quarter

Eugowra Race 6 Distance 2100m

Monday, 6 October 2025


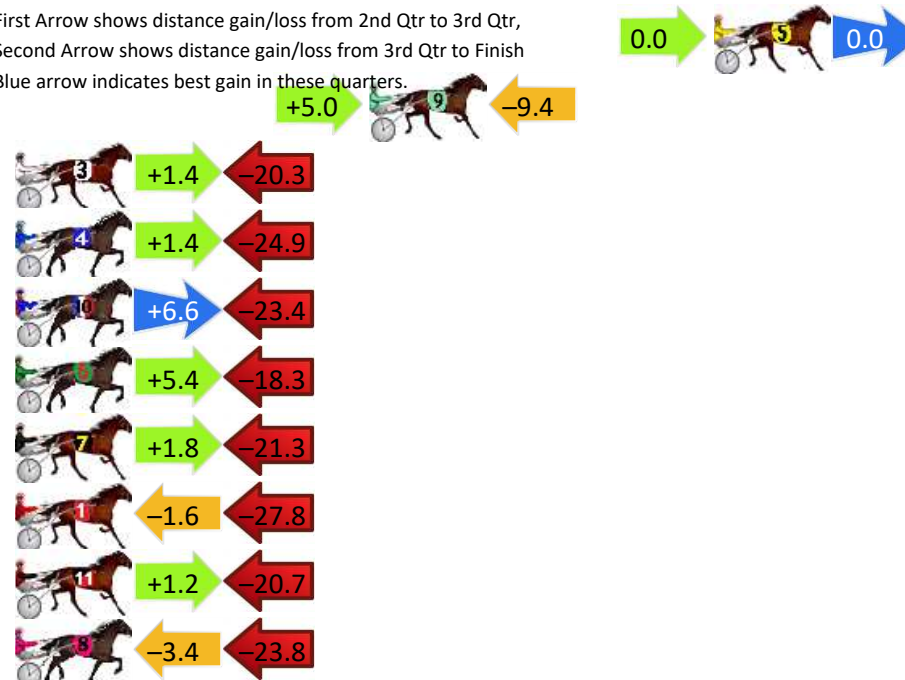
Gross Time: 2:34.90 MileRate: 1:58.70 LeadTime: 36.80s First Qtr: 31.30s Second Qtr: 29.20s Third Qtr: 29.50s Fourth Qtr: 28.10s

DATA TABLE: 800 / 400 Posi's are position from leader and (how wide the horse was at that position)


NoHorse	Plc	Mar	800 Posi	400 Posi	Time	3rd Qtr	4th Qt
5 Watch Me Raider	1	0.0m	0.0m (0)	0.0m (0)	2:34.90	29.50s	28.10s
9 Always Lightning	2	13.8m	9.4m (1)	4.4m (2)	2:35.92	29.16s	28.76s
3 Mammals Blaze	3	28.5m	9.6m (0)	8.2m (1)	2:37.00	29.44s	29.52s
4 Lexy Longstockings	4	28.9m	5.4m (1)	4.0m (1)	2:37.03	29.44s	29.84s
10 Gileon	5	31.6m	14.8m (1)	8.2m (2)	2:37.23	29.07s	29.73s
6 Jessie Lee	6	32.3m	19.4m (1)	14.0m (1)	2:37.29	29.15s	29.38s
7 Young Nelson	7	34.1m	14.6m (0)	12.8m (0)	2:37.42	29.41s	29.59s
1 Major Ark	8	34.8m	5.4m (0)	7.0m (0)	2:37.47	29.66s	30.04s
11 Stay Stylish	9	38.9m	19.4m (0)	18.2m (0)	2:37.77	29.45s	29.55s
8 Dougs Tribe	10	50.8m	23.6m (1)	27.0m (1)	2:38.65	29.78s	29.76s

Finish Position and metres gained

First Arrow shows distance gain/loss from 2nd Qtr to 3rd Qtr,
Second Arrow shows distance gain/loss from 3rd Qtr to Finish
Blue arrow indicates best gain in these quarters.



Visual positions in race at 2nd Quarter



Visual positions in race at 3rd Quarter

Eugowra Race 7 Distance 2100m

Monday, 6 October 2025


Gross Time: 2:32.80 MileRate: 1:57.10 LeadTime: 35.40s First Qtr: 29.70s Second Qtr: 29.50s Third Qtr: 29.00s Fourth Qtr: 29.20s

DATA TABLE: 800 / 400 Posi's are position from leader and (how wide the horse was at that position)

No	Horse	Plc	Mar	800 Posi	400 Posi	Time	3rd Qtr	4th Qt
4	Auntie Lou	1	0.0m	0.0m (0)	0.0m (0)	2:32.80	29.00s	29.20s
8	Bettor Keppel	2	0.2m	5.6m (1)	5.0m (2)	2:32.82	28.96s	28.85s
7	Yukon Be Serious	3	4.6m	9.4m (0)	11.0m (0)	2:33.15	29.12s	28.74s
2	Betting Ranger	4	5.9m	1.2m (1)	2.4m (1)	2:33.25	29.09s	29.45s
9	Pas De Cheval	5	12.8m	13.0m (2)	9.2m (2)	2:33.78	28.72s	29.46s
5	Drive To The Beach	6	18.9m	10.4m (1)	12.2m (1)	2:34.25	29.13s	29.69s
10	Firestorm Red	7	24.0m	18.4m (0)	19.0m (1)	2:34.64	29.04s	29.56s
1	Khulan Kid	8	25.4m	4.8m (0)	7.2m (0)	2:34.75	29.17s	30.52s
11	Justa Dragon	9	27.2m	18.2m (2)	14.6m (2)	2:34.88	28.74s	30.11s
3	Lexys On Song	10	54.0m	14.4m (0)	16.8m (0)	2:36.94	29.16s	31.90s

Finish Position and metres gained

First Arrow shows distance gain/loss from 2nd Qtr to 3rd Qtr,
Second Arrow shows distance gain/loss from 3rd Qtr to Finish
Blue arrow indicates best gain in these quarters.



800

Visual positions in race at 2nd Quarter



400

Visual positions in race at 3rd Quarter

Eugowra Race 8 Distance 2100m

Monday, 6 October 2025

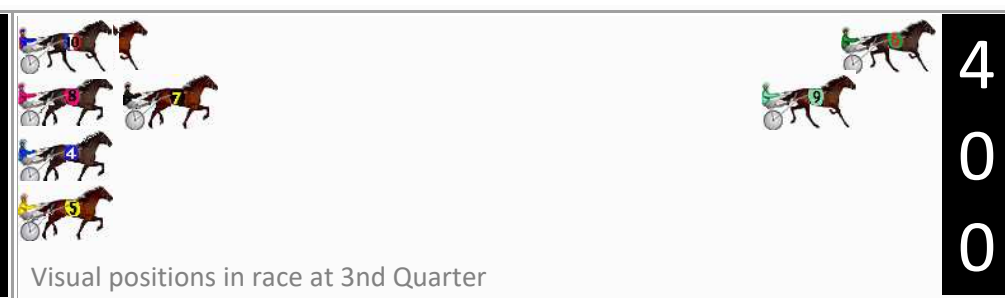

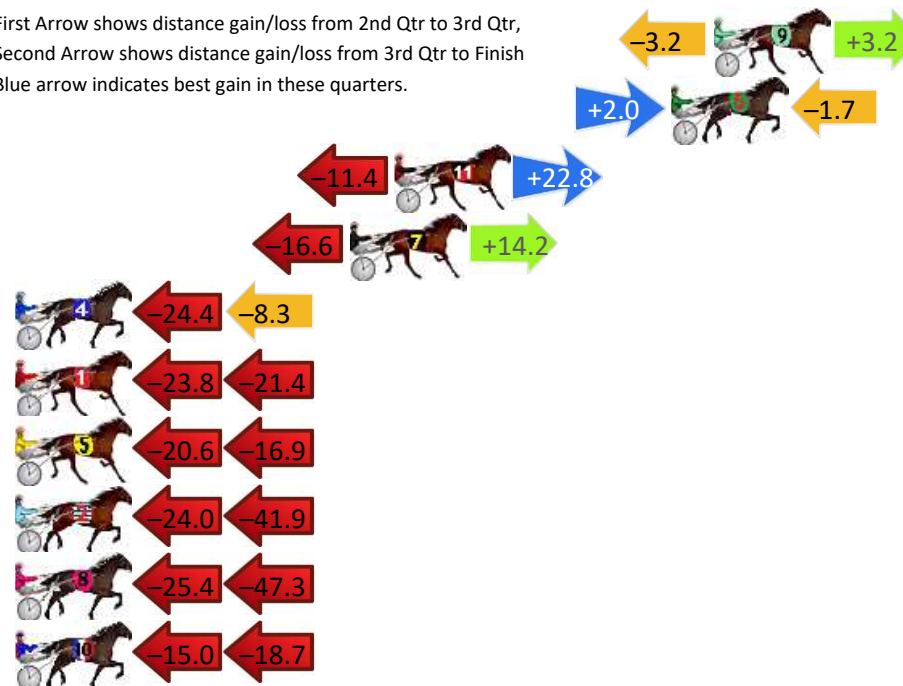
Gross Time: 2:33.50 MileRate: 1:57.60 LeadTime: 34.90s First Qtr: 30.70s Second Qtr: 28.40s Third Qtr: 28.60s Fourth Qtr: 30.90s

DATA TABLE: 800 / 400 Posi's are position from leader and (how wide the horse was at that position)

No	Horse	Plc	Mar	800 Posi	400 Posi	Time	3rd Qtr	4th Qt
9	Sweet On Lexy	1	0.0m	0.0m (1)	3.2m (1)	2:33.50	28.85s	30.65s
6	La Cavalletta	2	1.7m	2.0m (0)	0.0m (0)	2:33.64	28.45s	31.03s
11	El Franco De	3	12.8m	24.2m (1)	35.6m (0)	2:34.53	29.51s	29.15s
7	Aromet Girl	4	14.6m	12.2m (1)	28.8m (1)	2:34.68	29.87s	29.81s
4	Elite George	5	48.5m	15.8m (0)	40.2m (2)	2:37.42	30.38s	31.54s
1	Jewel Heaven	6	53.0m	7.8m (0)	31.6m (0)	2:37.78	30.30s	32.54s
5	Denver Colorado	7	56.3m	18.8m (1)	39.4m (3)	2:38.05	30.08s	32.20s
2	Rudimentary	8	77.9m	12.0m (0)	36.0m (2)	2:39.80	30.26s	34.12s
8	This Time	9	80.3m	7.6m (1)	33.0m (1)	2:39.99	30.34s	34.53s
10	Limousine Tommy	10	83.7m	50.0m (0)	65.0m (0)	2:40.26	29.66s	32.34s

Finish Position and metres gained

First Arrow shows distance gain/loss from 2nd Qtr to 3rd Qtr,
Second Arrow shows distance gain/loss from 3rd Qtr to Finish
Blue arrow indicates best gain in these quarters.



Eugowra Race 9 Distance 1700m

Monday, 6 October 2025


Gross Time: 2:03.20 MileRate: 1:56.60 LeadTime: 7.80s First Qtr: 28.50s Second Qtr: 28.80s Third Qtr: 29.30s Fourth Qtr: 28.80s

DATA TABLE: 800 / 400 Posi's are position from leader and (how wide the horse was at that position)

No	Horse	Plc	Mar	800 Posi	400 Posi	Time	3rd Qtr	4th Qt
9	Cassius Deck	1	0.0m	19.6m (1)	5.8m (3)	2:03.20	28.30s	28.38s
4	Our George Boston	2	0.8m	5.4m (1)	2.6m (2)	2:03.26	29.10s	28.67s
7	Piccadilly Pete	3	3.1m	9.0m (0)	8.2m (1)	2:03.43	29.24s	28.43s
2	Im Desirable	4	5.5m	0.0m (0)	0.0m (0)	2:03.62	29.30s	29.19s
8	Smooth Buzz	5	10.0m	15.2m (1)	10.4m (3)	2:03.96	28.95s	28.77s
6	Saint Veran	6	10.4m	13.0m (0)	14.0m (0)	2:03.99	29.37s	28.54s
3	Holy Camp Dillon	7	10.7m	10.4m (1)	10.6m (2)	2:04.01	29.31s	28.81s
10	Hes Chiming	8	12.1m	1.4m (1)	2.6m (1)	2:04.11	29.39s	29.48s
1	Be My Rock	9	26.7m	4.6m (0)	9.4m (0)	2:05.22	29.66s	30.04s

Finish Position and metres gained

First Arrow shows distance gain/loss from 2nd Qtr to 3rd Qtr, Second Arrow shows distance gain/loss from 3rd Qtr to Finish Blue arrow indicates best gain in these quarters.



800

Visual positions in race at 2nd Quarter



400

Visual positions in race at 3rd Quarter



Powered by



Harness Analyser

Sectional Analysis Software

Not just form | Free Trial

www.facebook.com/PJHarnessRacing



RISE Digital, Harness Racing Australia nor the provider accepts any responsibility for the completeness or accuracy of any of the information contained herein, and makes no representations about its suitability for any particular purpose. Users should make their own judgements about those matters and/or seek independent advice. You assume all risks associated with use of data provided on this page