

Young Race 1 Distance 1720m

Tuesday, 7 October 2025

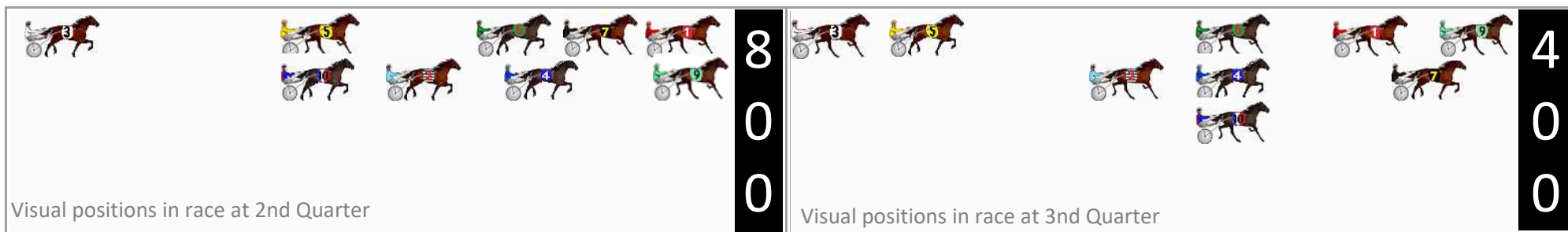
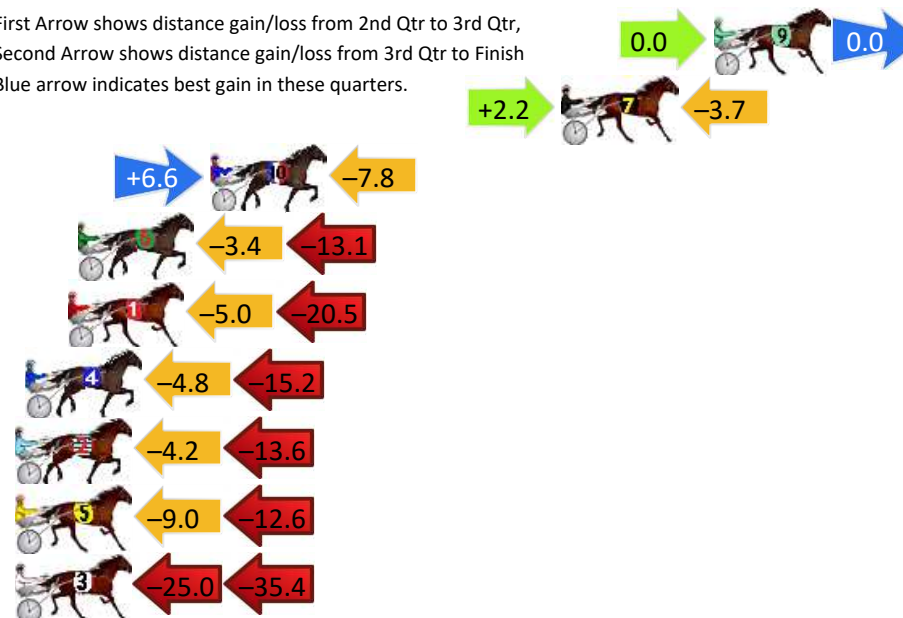
Gross Time: 2:04.00 MileRate: 1:56.00 LeadTime: 7.60s First Qtr: 28.00s Second Qtr: 30.90s Third Qtr: 28.40s Fourth Qtr: 29.10s

DATA TABLE: 800 / 400 Posi's are position from leader and (how wide the horse was at that position)

No	Horse	Plc	Mar	800 Posi	400 Posi	Time	3rd Qtr	4th Qt
9	No Alibi	1	0.0m	0.0m (1)	0.0m (0)	2:04.00	28.40s	29.10s
7	Muscle Town	2	6.1m	4.6m (0)	2.4m (1)	2:04.47	28.24s	29.37s
10	Ideal Andy	3	20.2m	19.0m (1)	12.4m (2)	2:05.54	27.92s	29.66s
6	Playing For Keeps	4	25.5m	9.0m (0)	12.4m (0)	2:05.95	28.63s	30.05s
1	Boy Stunner	5	25.9m	0.4m (0)	5.4m (0)	2:05.98	28.74s	30.58s
4	Syenite	6	27.6m	7.6m (1)	12.4m (1)	2:06.11	28.73s	30.20s
2	First Four Letters	7	31.4m	13.6m (1)	17.8m (1)	2:06.40	28.69s	30.08s
5	Shezalegacy	8	40.6m	19.0m (0)	28.0m (0)	2:07.10	29.03s	30.01s
3	Fathersdaysurprise	9	115.4m	55.0m (0)	80.0m (0)	2:12.81	30.16s	31.66s

Finish Position and metres gained

First Arrow shows distance gain/loss from 2nd Qtr to 3rd Qtr,
Second Arrow shows distance gain/loss from 3rd Qtr to Finish
Blue arrow indicates best gain in these quarters.



Young Race 2 Distance 1720m

Tuesday, 7 October 2025


Gross Time: 2:08.20 MileRate: 1:59.90 LeadTime: 6.50s First Qtr: 28.80s Second Qtr: 33.80s Third Qtr: 29.10s Fourth Qtr: 30.00s

DATA TABLE: 800 / 400 Posi's are position from leader and (how wide the horse was at that position)

NoHorse	Plc	Mar	800 Posi	400 Posi	Time	3rd Qtr	4th Qt
5 Pencil Me In	1	0.0m	3.0m (1)	1.6m (1)	2:08.20	29.00s	29.88s
1 Ideal Tao	2	0.6m	0.0m (0)	0.0m (0)	2:08.25	29.10s	30.04s
7 Micton Mouse	3	3.1m	7.8m (0)	7.8m (0)	2:08.44	29.11s	29.65s
2 Caribbean Pat	4	3.6m	4.0m (0)	3.8m (0)	2:08.48	29.09s	29.99s
3 Karinya Max	5	10.2m	7.0m (1)	7.6m (1)	2:09.00	29.14s	30.19s
4 Capitallee	6	10.4m	15.2m (1)	16.0m (1)	2:09.02	29.17s	29.58s
9 Tigers Spirit	7	10.7m	11.8m (0)	12.8m (0)	2:09.04	29.18s	29.84s
8 Dusty Muster	8	13.6m	11.2m (1)	12.0m (1)	2:09.27	29.16s	30.12s
6 Spread The Fear	9	15.7m	19.4m (1)	16.4m (2)	2:09.43	28.88s	29.95s
10 Holme Boy	10	16.1m	16.2m (0)	17.4m (0)	2:09.47	29.19s	29.90s

Finish Position and metres gained

First Arrow shows distance gain/loss from 2nd Qtr to 3rd Qtr,
Second Arrow shows distance gain/loss from 3rd Qtr to Finish
Blue arrow indicates best gain in these quarters.



800

Visual positions in race at 2nd Quarter



400

Visual positions in race at 3rd Quarter



Powered by



Harness Analyser

Sectional Analysis Software

Not just form | Free Trial

www.facebook.com/PJHarnessRacing



RISE Digital, Harness Racing Australia nor the provider accepts any responsibility for the completeness or accuracy of any of the information contained herein, and makes no representations about its suitability for any particular purpose. Users should make their own judgements about those matters and/or seek independent advice. You assume all risks associated with use of data provided on this page

Young Race 3 Distance 1720m

Tuesday, 7 October 2025


Gross Time: 2:06.50 MileRate: 1:58.30 LeadTime: 6.80s First Qtr: 28.90s Second Qtr: 31.00s Third Qtr: 29.40s Fourth Qtr: 30.40s

DATA TABLE: 800 / 400 Posi's are position from leader and (how wide the horse was at that position)

No	Horse	Plc	Mar	800 Posi	400 Posi	Time	3rd Qtr	4th Qt
2	Gabbys Sportstar	1	0.0m	15.2m (1)	5.0m (2)	2:06.50	28.65s	30.02s
8	Johnnys Blue	2	2.3m	2.4m (1)	2.0m (1)	2:06.68	29.37s	30.42s
10	Sheza Bettor Gem	3	2.7m	23.6m (1)	14.4m (2)	2:06.71	28.73s	29.52s
3	Ellava Pacer	4	4.9m	4.2m (0)	4.6m (0)	2:06.89	29.43s	30.42s
5	Loyola Golf	5	6.5m	0.0m (0)	0.0m (0)	2:07.02	29.39s	30.89s
9	Betterthantheboyz	6	7.2m	19.0m (1)	10.2m (2)	2:07.07	28.75s	30.17s
7	Paddy Mach	7	7.2m	12.0m (0)	12.6m (0)	2:07.07	29.45s	29.99s
6	Somebodys Girl	8	8.9m	7.2m (1)	7.2m (1)	2:07.21	29.40s	30.53s
1	Line Me Up Bro	9	10.3m	8.2m (0)	8.6m (0)	2:07.32	29.43s	30.53s
4	Bulli Belle	10	13.0m	11.2m (1)	11.8m (1)	2:07.53	29.44s	30.49s

Finish Position and metres gained

First Arrow shows distance gain/loss from 2nd Qtr to 3rd Qtr,
Second Arrow shows distance gain/loss from 3rd Qtr to Finish
Blue arrow indicates best gain in these quarters.



Visual positions in race at 2nd Quarter

800



Visual positions in race at 3rd Quarter

400



Powered by
PJ Harness Analyser

Sectional Analysis Software
Not just form | Free Trial

www.facebook.com/PJHarnessRacing



RISE Digital, Harness Racing Australia nor the provider accepts any responsibility for the completeness or accuracy of any of the information contained herein, and makes no representations about its suitability for any particular purpose. Users should make their own judgements about those matters and/or seek independent advice. You assume all risks associated with use of data provided on this page

Young Race 4 Distance 1720m

Tuesday, 7 October 2025


Gross Time: 2:04.10 MileRate: 1:56.10 LeadTime: 6.50s First Qtr: 29.10s Second Qtr: 30.30s Third Qtr: 28.70s Fourth Qtr: 29.50s

DATA TABLE: 800 / 400 Posi's are position from leader and (how wide the horse was at that position)

No	Horse	Plc	Mar	800 Posi	400 Posi	Time	3rd Qtr	4th Qt
7	Tisbury Rocks	1	0.0m	4.2m (0)	4.4m (0)	2:04.10	28.72s	29.18s
1	McLean	2	1.0m	0.0m (0)	0.0m (0)	2:04.18	28.70s	29.57s
9	Marianna Bromac	3	5.6m	8.0m (0)	8.6m (0)	2:04.53	28.75s	29.28s
2	Mirador Lass	4	8.0m	9.0m (1)	13.0m (2)	2:04.72	28.99s	29.13s
3	Ark Alert	5	9.0m	0.6m (1)	5.8m (1)	2:04.80	29.07s	29.73s
6	Sneak A Peek	6	12.4m	12.4m (0)	15.4m (0)	2:05.06	28.92s	29.28s
5	Modern Sheen	7	14.1m	4.8m (1)	9.6m (1)	2:05.19	29.04s	29.83s
4	Eyedidntloseit	8	20.6m	18.2m (0)	20.2m (0)	2:05.69	28.84s	29.53s
10	The Talk	9	21.3m	17.4m (1)	22.8m (2)	2:05.75	29.09s	29.39s
8	Dance Baby Dance	10	21.8m	13.4m (1)	18.0m (2)	2:05.79	29.03s	29.78s

Finish Position and metres gained

First Arrow shows distance gain/loss from 2nd Qtr to 3rd Qtr,
Second Arrow shows distance gain/loss from 3rd Qtr to Finish
Blue arrow indicates best gain in these quarters.



800

Visual positions in race at 2nd Quarter



400

Visual positions in race at 3rd Quarter

Young Race 5 Distance 1720m

Tuesday, 7 October 2025


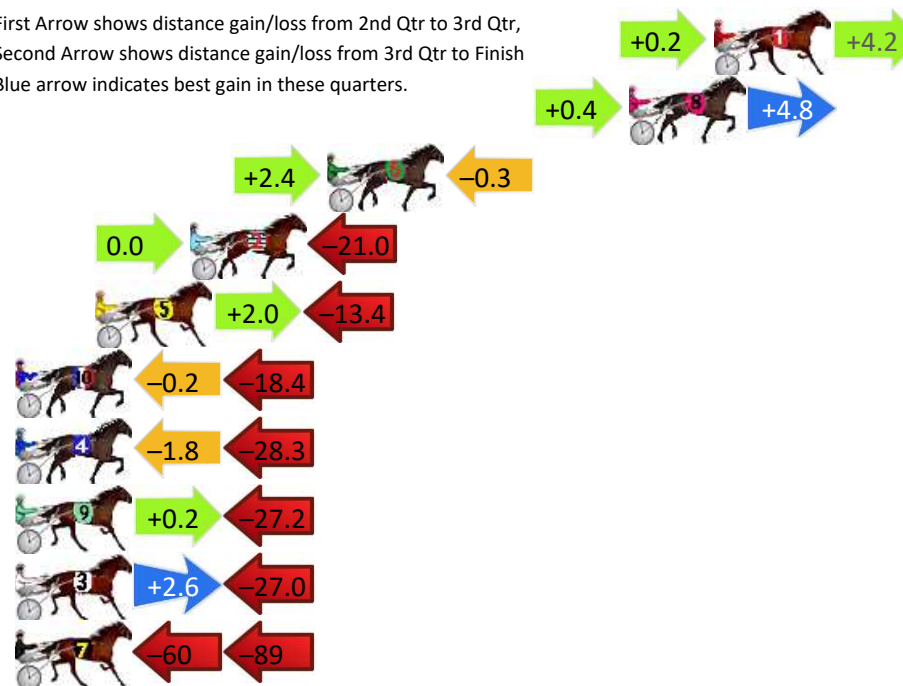
Gross Time: 2:06.40 MileRate: 1:58.30 LeadTime: 6.60s First Qtr: 28.80s Second Qtr: 30.80s Third Qtr: 30.00s Fourth Qtr: 30.20s

DATA TABLE: 800 / 400 Posi's are position from leader and (how wide the horse was at that position)

No	Horse	Plc	Mar	800 Posi	400 Posi	Time	3rd Qtr	4th Qt
1	Alice On The Beach	1	0.0m	4.4m (0)	4.2m (0)	2:06.40	29.99s	29.88s
8	Flexi Bet	2	3.4m	8.6m (0)	8.2m (0)	2:06.67	29.97s	29.84s
6	Blues Terror	3	15.5m	17.6m (0)	15.2m (0)	2:07.63	29.82s	30.22s
2	Kozaczynski	4	21.0m	0.0m (0)	0.0m (0)	2:08.06	29.99s	31.78s
5	Logan Reason	5	24.8m	13.4m (0)	11.4m (1)	2:08.36	29.85s	31.21s
10	Letstacaboutit	6	32.2m	13.6m (1)	13.8m (2)	2:08.95	30.01s	31.58s
4	Irk McGlurk	7	33.5m	3.4m (1)	5.2m (1)	2:09.05	30.13s	32.32s
9	Weeneeddreams	8	35.4m	8.4m (1)	8.2m (2)	2:09.20	29.98s	32.24s
3	One Stunin Melody	9	42.4m	18.0m (1)	15.4m (3)	2:09.75	29.80s	32.23s
7	Life Gets Better	10	268.1m	120.0m (0)	180.0m (0)	2:27.60	34.47s	36.81s

Finish Position and metres gained

First Arrow shows distance gain/loss from 2nd Qtr to 3rd Qtr,
Second Arrow shows distance gain/loss from 3rd Qtr to Finish
Blue arrow indicates best gain in these quarters.



Young Race 6 Distance 2100m

Tuesday, 7 October 2025


Gross Time: 2:40.20 MileRate: 2:02.70 LeadTime: 36.40s First Qtr: 31.80s Second Qtr: 32.20s Third Qtr: 30.50s Fourth Qtr: 29.30s

DATA TABLE: 800 / 400 Posi's are position from leader and (how wide the horse was at that position)

NoHorse	Plc	Mar	800 Posi	400 Posi	Time	3rd Qtr	4th Qt
2 Coop De Red	1	0.0m	4.0m (0)	3.8m (0)	2:40.20	30.48s	29.02s
7 Ileana	2	0.9m	4.2m (1)	1.4m (2)	2:40.27	30.29s	29.26s
6 Merrywood Mary	3	0.9m	0.0m (0)	0.0m (0)	2:40.27	30.50s	29.37s
9 Oliver Shark	4	3.4m	16.2m (1)	3.4m (3)	2:40.46	29.55s	29.30s
5 Tamlight Goodtime	5	7.2m	8.2m (1)	5.4m (1)	2:40.75	30.29s	29.43s
3 Ya Racin Dash	6	8.9m	8.0m (0)	8.2m (0)	2:40.88	30.52s	29.35s
8 Esperanza	7	10.4m	12.4m (1)	11.4m (1)	2:41.00	30.42s	29.23s
1 Barkway Thomas	8	16.9m	11.6m (0)	11.8m (0)	2:41.50	30.52s	29.67s
10 Sergeant Stringer	9	17.9m	0.0m (1)	1.0m (1)	2:41.58	30.60s	30.53s

Finish Position and metres gained

First Arrow shows distance gain/loss from 2nd Qtr to 3rd Qtr,
Second Arrow shows distance gain/loss from 3rd Qtr to Finish
Blue arrow indicates best gain in these quarters.



800

Visual positions in race at 2nd Quarter



400

Visual positions in race at 3rd Quarter



Powered by
PJ

Harness Analyser

Sectional Analysis Software
Not just form | Free Trial

www.facebook.com/PJHarnessRacing



RISE Digital, Harness Racing Australia nor the provider accepts any responsibility for the completeness or accuracy of any of the information contained herein, and makes no representations about its suitability for any particular purpose. Users should make their own judgements about those matters and/or seek independent advice. You assume all risks associated with use of data provided on this page

Young Race 7 Distance 1720m

Tuesday, 7 October 2025


Gross Time: 2:06.30 MileRate: 1:58.10 LeadTime: 6.60s First Qtr: 29.70s Second Qtr: 30.40s Third Qtr: 29.30s Fourth Qtr: 30.30s

DATA TABLE: 800 / 400 Posi's are position from leader and (how wide the horse was at that position)

No	Horse	Plc	Mar	800 Posi	400 Posi	Time	3rd Qtr	4th Qt
10	Goodtime Jazzi	1	0.0m	7.0m (1)	4.4m (2)	2:06.30	29.11s	29.97s
2	Burrabadine Dancer	2	8.4m	0.0m (0)	0.0m (0)	2:06.97	29.29s	30.93s
1	One Horn Billy	3	9.7m	4.4m (0)	4.6m (0)	2:07.07	29.31s	30.68s
9	Hes A Terror	4	12.8m	11.8m (1)	9.6m (2)	2:07.32	29.13s	30.54s
7	Hillview Sam	5	12.8m	2.4m (1)	4.0m (1)	2:07.32	29.41s	30.96s
4	Glenn Ford	6	13.3m	9.0m (0)	9.6m (0)	2:07.36	29.34s	30.58s
3	Sunnywithachance	7	19.0m	13.2m (0)	11.6m (1)	2:07.81	29.17s	30.86s
8	Stars Abroad	8	24.0m	18.2m (0)	14.6m (0)	2:08.20	29.02s	31.01s
6	Alpha Xena	9	28.0m	16.2m (1)	15.8m (2)	2:08.52	29.26s	31.22s

Finish Position and metres gained

First Arrow shows distance gain/loss from 2nd Qtr to 3rd Qtr,
Second Arrow shows distance gain/loss from 3rd Qtr to Finish
Blue arrow indicates best gain in these quarters.



800

Visual positions in race at 2nd Quarter



400

Visual positions in race at 3rd Quarter



Powered by



Harness Analyser

Sectional Analysis Software

Not just form | Free Trial

www.facebook.com/PJHarnessRacing



RISE Digital, Harness Racing Australia nor the provider accepts any responsibility for the completeness or accuracy of any of the information contained herein, and makes no representations about its suitability for any particular purpose. Users should make their own judgements about those matters and/or seek independent advice. You assume all risks associated with use of data provided on this page

Young Race 8 Distance 2100m

Tuesday, 7 October 2025


Gross Time: 2:41.70 MileRate: 2:03.90 LeadTime: 36.90s First Qtr: 32.60s Second Qtr: 32.90s Third Qtr: 30.40s Fourth Qtr: 28.90s

DATA TABLE: 800 / 400 Posi's are position from leader and (how wide the horse was at that position)

No	Horse	Plc	Mar	800 Posi	400 Posi	Time	3rd Qtr	4th Qt
2	Caitriona	1	0.0m	4.2m (0)	4.2m (0)	2:41.70	30.39s	28.60s
3	Kirphilbri	2	0.3m	0.0m (0)	0.0m (0)	2:41.72	30.40s	28.92s
5	Merrywood Rosie	3	6.4m	7.2m (1)	1.8m (2)	2:42.19	30.01s	29.23s
9	Braedie Wears Red	4	10.9m	1.6m (1)	1.2m (1)	2:42.53	30.39s	29.60s
10	Pad Thai	5	16.3m	16.4m (0)	11.6m (1)	2:42.94	30.05s	29.24s
1	Irish Speed	6	16.5m	8.4m (0)	9.4m (0)	2:42.95	30.49s	29.41s
4	Eyes For Dollars	7	22.3m	11.4m (1)	7.6m (1)	2:43.39	30.15s	29.96s
6	Last Flite	8	24.4m	20.4m (1)	7.8m (2)	2:43.55	29.50s	30.09s
7	Excuse To Collect	9	28.1m	12.6m (0)	15.4m (0)	2:43.83	30.63s	29.81s
8	Tinnysmedad	10	32.8m	15.8m (1)	14.6m (2)	2:44.19	30.35s	30.21s

Finish Position and metres gained

First Arrow shows distance gain/loss from 2nd Qtr to 3rd Qtr, Second Arrow shows distance gain/loss from 3rd Qtr to Finish
Blue arrow indicates best gain in these quarters.



800

Visual positions in race at 2nd Quarter



400

Visual positions in race at 3rd Quarter



Powered by



Harness Analyser

Sectional Analysis Software

Not just form | Free Trial

www.facebook.com/PJHarnessRacing



RISE Digital, Harness Racing Australia nor the provider accepts any responsibility for the completeness or accuracy of any of the information contained herein, and makes no representations about its suitability for any particular purpose. Users should make their own judgements about those matters and/or seek independent advice. You assume all risks associated with use of data provided on this page