

Penrith Race 1 Distance 1720m

Thursday, 9 October 2025

Gross Time: 2:04.00

MileRate: 1:56.10

LeadTime: 7.20s

First Qtr: 30.40s

Second Qtr: 30.70s

Third Qtr: 28.80s


Fourth Qtr: 26.90s

DATA TABLE: 800 / 400 Posi's are position from leader and (how wide the horse was at that position)

No	Horse	Plc	Mar	800 Posi	400 Posi	Time	3rd Qtr	4th Qt
3	Soho Gunslinger	1	0.0m	0.0m (0)	0.0m (0)	2:04.00	28.80s	26.90s
2	Hellovatime	2	9.0m	4.0m (0)	4.4m (0)	2:04.64	28.84s	27.21s
6	Startin To Gogh	3	12.5m	4.0m (1)	4.4m (1)	2:04.89	28.85s	27.44s
4	Williams	4	15.2m	8.0m (1)	8.6m (1)	2:05.08	28.86s	27.34s
7	The Best Of You	5	16.7m	11.6m (0)	13.2m (0)	2:05.18	28.92s	27.13s
8	Rocksie Rock	6	20.9m	16.0m (1)	16.8m (1)	2:05.48	28.87s	27.17s
5	Sky City	7	20.9m	12.0m (1)	12.6m (1)	2:05.48	28.86s	27.46s
1	Go Tess Go	8	22.8m	7.8m (0)	8.8m (0)	2:05.62	28.90s	27.84s
10	Boyzhavtime	9	22.8m	20.0m (1)	21.0m (1)	2:05.62	28.87s	27.02s
9	Crown Mojo	10	25.2m	15.6m (0)	17.4m (0)	2:05.79	28.94s	27.42s

Finish Position and metres gained

First Arrow shows distance gain/loss from 2nd Qtr to 3rd Qtr,
Second Arrow shows distance gain/loss from 3rd Qtr to Finish
Blue arrow indicates best gain in these quarters.



800

Visual positions in race at 2nd Quarter



400

Visual positions in race at 3rd Quarter



Powered by



Harness Analyser

Sectional Analysis Software

Not just form | Free Trial

www.facebook.com/PJHarnessRacing



RISE Digital, Harness Racing Australia nor the provider accepts any responsibility for the completeness or accuracy of any of the information contained herein, and makes no representations about its suitability for any particular purpose. Users should make their own judgements about those matters and/or seek independent advice. You assume all risks associated with use of data provided on this page

Penrith Race 2 Distance 2125m

Thursday, 9 October 2025

Gross Time: 2:34.20

MileRate: 1:56.80

LeadTime: 37.40s

First Qtr: 30.20s

Second Qtr: 28.80s

Third Qtr: 28.60s



Fourth Qtr: 29.20s

DATA TABLE: 800 / 400 Posi's are position from leader and (how wide the horse was at that position)

NoHorse	Plc	Mar	800 Posi	400 Posi	Time	3rd Qtr	4th Qt
1 Heavenly Reason	1	0.0m	4.0m (0)	2.4m (1)	2:34.20	28.49s	29.03s
7 Stormtide	2	0.5m	8.2m (0)	8.4m (1)	2:34.24	28.62s	28.63s
8 Admirable	3	4.8m	12.2m (0)	6.0m (2)	2:34.57	28.16s	29.11s
6 Hot Cruise Control	4	6.3m	15.8m (0)	10.6m (2)	2:34.68	28.23s	28.89s
3 Kates Virtue	5	8.6m	0.0m (1)	0.0m (0)	2:34.86	28.59s	29.82s
4 Lord Memnock	6	9.2m	20.0m (1)	12.8m (0)	2:34.90	28.09s	28.94s
10 Indi Air Tonight	7	22.3m	15.6m (1)	15.2m (1)	2:35.91	28.57s	29.72s
9 Desiderio	8	33.0m	11.6m (1)	16.4m (2)	2:36.73	28.93s	30.41s
5 Nitro Danny	9	40.0m	0.0m (0)	4.4m (0)	2:37.26	28.89s	31.78s
2 Super Duper Dude	10	237.8m	7.6m (1)	60.0m (0)	2:52.41	32.23s	42.11s

Finish Position and metres gained

First Arrow shows distance gain/loss from 2nd Qtr to 3rd Qtr,
Second Arrow shows distance gain/loss from 3rd Qtr to Finish
Blue arrow indicates best gain in these quarters.



Penrith Race 3 Distance 2125m

Thursday, 9 October 2025


Gross Time: 2:34.40 MileRate: 1:56.90 LeadTime: 37.60s First Qtr: 30.20s Second Qtr: 29.20s Third Qtr: 28.00s Fourth Qtr: 29.40s

DATA TABLE: 800 / 400 Posi's are position from leader and (how wide the horse was at that position)

NoHorse	Plc	Mar	800 Posi	400 Posi	Time	3rd Qtr	4th Qt
2 Charlies Ace	1	0.0m	4.8m (0)	5.2m (0)	2:34.40	28.04s	29.02s
7 Stellina	2	2.0m	8.8m (0)	9.2m (0)	2:34.55	28.04s	28.87s
1 Petes Big Jim	3	7.6m	0.0m (0)	0.0m (0)	2:34.99	27.99s	29.96s
4 Okay Gringo	4	10.0m	1.2m (1)	2.6m (1)	2:35.17	28.09s	29.94s
9 Mizzz Adele	5	13.4m	8.2m (2)	8.8m (2)	2:35.43	28.03s	29.74s
5 Lani Kai Beach	6	18.0m	16.8m (0)	16.8m (1)	2:35.79	28.00s	29.49s
10 Memphis Fury	7	19.8m	13.0m (0)	13.6m (0)	2:35.93	28.03s	29.85s
8 Sparkla	8	20.6m	5.8m (1)	6.8m (1)	2:35.99	28.05s	30.41s
6 Olivia Shannon	9	26.6m	20.0m (1)	22.6m (0)	2:36.45	28.18s	29.69s
3 Diletto	10	27.2m	12.8m (1)	12.8m (1)	2:36.50	27.97s	30.45s

Finish Position and metres gained

First Arrow shows distance gain/loss from 2nd Qtr to 3rd Qtr,
Second Arrow shows distance gain/loss from 3rd Qtr to Finish
Blue arrow indicates best gain in these quarters.



800

Visual positions in race at 2nd Quarter



400

Visual positions in race at 3rd Quarter



Powered by



Harness Analyser

Sectional Analysis Software

Not just form | Free Trial

www.facebook.com/PJHarnessRacing



RISE Digital, Harness Racing Australia nor the provider accepts any responsibility for the completeness or accuracy of any of the information contained herein, and makes no representations about its suitability for any particular purpose. Users should make their own judgements about those matters and/or seek independent advice. You assume all risks associated with use of data provided on this page

Penrith Race 4 Distance 2125m

Thursday, 9 October 2025

Gross Time: 2:35.80

MileRate: 1:58.00

LeadTime: 37.50s

First Qtr: 29.10s

Second Qtr: 30.40s

Third Qtr: 29.90s


Fourth Qtr: 28.90s

DATA TABLE: 800 / 400 Posi's are position from leader and (how wide the horse was at that position)

NoHorse	Plc	Mar	800 Posi	400 Posi	Time	3rd Qtr	4th Qt
2 Agentofgoodintent	1	0.0m	0.0m (0)	0.0m (0)	2:35.80	29.90s	28.90s
9 Threetwonine	2	0.3m	4.6m (1)	7.4m (2)	2:35.82	30.10s	28.39s
1 Hesaa Lister	3	0.8m	4.0m (0)	5.0m (0)	2:35.86	29.97s	28.60s
7 Ebony Storm	4	4.2m	7.8m (0)	9.2m (1)	2:36.12	30.00s	28.54s
5 Delightfully Sweet	5	11.7m	12.8m (1)	16.4m (1)	2:36.69	30.16s	28.56s
10 Magnetic Storm	6	13.6m	0.6m (1)	4.4m (1)	2:36.83	30.19s	29.56s
6 Sapphiresndiamonds	7	18.2m	12.2m (0)	15.8m (0)	2:37.18	30.17s	29.07s
4 Leave It To Lucy	8	18.8m	29.0m (0)	25.0m (0)	2:37.23	29.60s	28.45s
3 Tiger Eupheme	9	21.5m	8.8m (1)	12.2m (2)	2:37.43	30.16s	29.57s

Finish Position and metres gained

First Arrow shows distance gain/loss from 2nd Qtr to 3rd Qtr,
Second Arrow shows distance gain/loss from 3rd Qtr to Finish
Blue arrow indicates best gain in these quarters.



800

Visual positions in race at 2nd Quarter



400

Visual positions in race at 3rd Quarter



Powered by



Harness Analyser

Sectional Analysis Software

Not just form | Free Trial

www.facebook.com/PJHarnessRacing



RISE Digital, Harness Racing Australia nor the provider accepts any responsibility for the completeness or accuracy of any of the information contained herein, and makes no representations about its suitability for any particular purpose. Users should make their own judgements about those matters and/or seek independent advice. You assume all risks associated with use of data provided on this page

Penrith Race 5 Distance 1720m

Thursday, 9 October 2025


Gross Time: 2:05.00 MileRate: 1:56.90 LeadTime: 7.40s First Qtr: 30.60s Second Qtr: 30.10s Third Qtr: 28.70s Fourth Qtr: 28.20s

DATA TABLE: 800 / 400 Posi's are position from leader and (how wide the horse was at that position)

NoHorse	Plc	Mar	800 Posi	400 Posi	Time	3rd Qtr	4th Qt
3 Playa Blanca	1	0.0m	0.0m (0)	0.0m (0)	2:05.00	28.70s	28.20s
9 Mister Manager	2	5.1m	14.8m (1)	3.2m (2)	2:05.38	27.88s	28.33s
4 Til Heavens Rockn	3	7.8m	2.6m (1)	3.4m (1)	2:05.58	28.76s	28.51s
2 Rio De Janeiro Blue	4	11.3m	6.6m (1)	8.2m (2)	2:05.84	28.82s	28.42s
6 Merrywood Tony	5	11.7m	18.2m (0)	13.0m (1)	2:05.87	28.33s	28.11s
5 Surf Ace	6	16.1m	18.8m (1)	6.8m (3)	2:06.19	27.86s	28.85s
8 Ideal In Dreams	7	17.0m	10.8m (1)	8.4m (1)	2:06.26	28.54s	28.80s
10 Peligroso	8	18.2m	14.2m (0)	13.6m (0)	2:06.35	28.66s	28.52s
7 The Greek General	9	20.9m	10.4m (0)	9.6m (0)	2:06.55	28.65s	28.99s
1 Madazalways	10	21.9m	6.0m (0)	5.8m (0)	2:06.62	28.70s	29.33s

Finish Position and metres gained

First Arrow shows distance gain/loss from 2nd Qtr to 3rd Qtr,
Second Arrow shows distance gain/loss from 3rd Qtr to Finish
Blue arrow indicates best gain in these quarters.



800

Visual positions in race at 2nd Quarter



400

Visual positions in race at 3rd Quarter

Penrith Race 6 Distance 2125m

Thursday, 9 October 2025

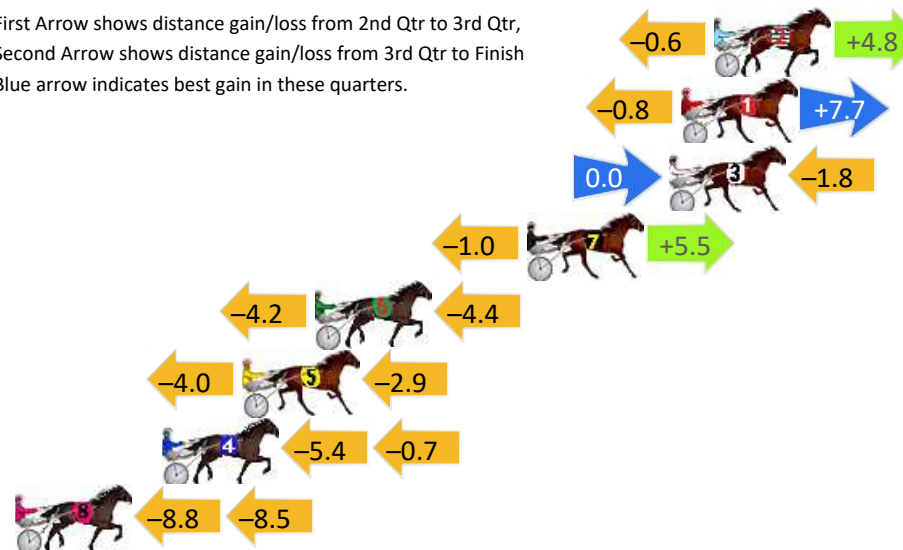
Gross Time: 2:31.90 MileRate: 1:55.10 LeadTime: 37.40s First Qtr: 30.10s Second Qtr: 28.30s Third Qtr: 27.50s Fourth Qtr: 28.60s

DATA TABLE: 800 / 400 Posi's are position from leader and (how wide the horse was at that position)

NoHorse	Plc	Mar	800 Posi	400 Posi	Time	3rd Qtr	4th Qt
2 Doug's Flame	1	0.0m	4.2m (0)	4.8m (0)	2:31.90	27.55s	28.26s
1 One For The Rodi	2	1.3m	8.2m (0)	9.0m (0)	2:32.00	27.57s	28.05s
3 Dangerous Threats	3	1.8m	0.0m (0)	0.0m (0)	2:32.04	27.50s	28.73s
7 Destiny Stride	4	7.5m	12.0m (0)	13.0m (0)	2:32.46	27.58s	28.21s
6 Jordy	5	16.0m	7.4m (1)	11.6m (1)	2:33.10	27.79s	28.91s
5 Itzmineontheline	6	18.9m	12.0m (1)	16.0m (2)	2:33.32	27.77s	28.81s
4 Captain Blood	7	22.1m	16.0m (0)	21.4m (1)	2:33.56	27.88s	28.65s
8 Flo Ryda	8	33.3m	16.0m (1)	24.8m (2)	2:34.40	28.10s	29.20s

Finish Position and metres gained

First Arrow shows distance gain/loss from 2nd Qtr to 3rd Qtr, Second Arrow shows distance gain/loss from 3rd Qtr to Finish Blue arrow indicates best gain in these quarters.



800

Visual positions in race at 2nd Quarter



400

Visual positions in race at 3rd Quarter



Powered by



Harness Analyser

Sectional Analysis Software

Not just form | Free Trial

www.facebook.com/PJHarnessRacing



RISE Digital, Harness Racing Australia nor the provider accepts any responsibility for the completeness or accuracy of any of the information contained herein, and makes no representations about its suitability for any particular purpose. Users should make their own judgements about those matters and/or seek independent advice. You assume all risks associated with use of data provided on this page

Penrith Race 7 Distance 1720m

Thursday, 9 October 2025


Gross Time: 2:07.00 MileRate: 1:58.80 LeadTime: 7.40s First Qtr: 30.40s Second Qtr: 31.30s Third Qtr: 30.10s Fourth Qtr: 27.80s

DATA TABLE: 800 / 400 Posi's are position from leader and (how wide the horse was at that position)

NoHorse	Plc	Mar	800 Posi	400 Posi	Time	3rd Qtr	4th Qt
8 Devious Minds	1	0.0m	4.0m (0)	4.0m (0)	2:07.00	30.09s	27.52s
2 Tollsa King	2	3.4m	0.0m (0)	0.0m (0)	2:07.25	30.11s	28.03s
7 Ethans Revenge	3	4.5m	14.0m (1)	10.2m (2)	2:07.33	29.81s	27.41s
10 Covered In Gold	4	6.6m	9.2m (1)	5.4m (2)	2:07.48	29.83s	27.88s
4 Lewie Kelly	5	10.4m	8.2m (0)	8.0m (0)	2:07.76	30.09s	27.97s
11 Rock With The Best	6	10.7m	18.6m (1)	14.6m (2)	2:07.78	29.80s	27.53s
9 This Is Heaven	7	15.9m	22.4m (1)	18.2m (1)	2:08.16	29.79s	27.64s
6 Shesterkin	8	16.6m	5.2m (1)	3.6m (1)	2:08.21	30.02s	28.70s
1 Rocky Road Star	9	17.1m	12.8m (0)	12.2m (1)	2:08.25	30.07s	28.14s
3 Ultimate King	10	20.8m	17.6m (0)	17.6m (0)	2:08.52	30.11s	28.02s

Finish Position and metres gained

First Arrow shows distance gain/loss from 2nd Qtr to 3rd Qtr,
Second Arrow shows distance gain/loss from 3rd Qtr to Finish
Blue arrow indicates best gain in these quarters.



800

Visual positions in race at 2nd Quarter



400

Visual positions in race at 3rd Quarter



Powered by



Harness Analyser

Sectional Analysis Software

Not just form | Free Trial

www.facebook.com/PJHarnessRacing



RISE Digital, Harness Racing Australia nor the provider accepts any responsibility for the completeness or accuracy of any of the information contained herein, and makes no representations about its suitability for any particular purpose. Users should make their own judgements about those matters and/or seek independent advice. You assume all risks associated with use of data provided on this page

Penrith Race 8 Distance 1720m

Thursday, 9 October 2025

Gross Time: 2:07.10 MileRate: 1:58.90 LeadTime: 7.50s First Qtr: 30.20s Second Qtr: 31.20s Third Qtr: 29.20s Fourth Qtr: 29.00s

DATA TABLE: 800 / 400 Posi's are position from leader and (how wide the horse was at that position)

No	Horse	Plc	Mar	800 Posi	400 Posi	Time	3rd Qtr	4th Qt
4	Rumour Stride	1	0.0m	0.0m (0)	0.0m (0)	2:07.10	29.20s	29.00s
8	Merrywood Lou	2	1.5m	4.0m (0)	4.6m (0)	2:07.21	29.24s	28.78s
2	Heaven Fast	3	7.7m	11.6m (0)	14.4m (1)	2:07.69	29.40s	28.52s
9	Tora	4	9.5m	7.8m (0)	11.4m (0)	2:07.82	29.46s	28.86s
6	Janelle May	5	9.9m	2.8m (1)	3.6m (1)	2:07.85	29.26s	29.45s
3	Adiradiva	6	16.0m	7.6m (1)	8.0m (1)	2:08.32	29.23s	29.58s
10	Im The Sniper	7	32.7m	12.4m (1)	12.2m (2)	2:09.59	29.19s	30.48s
1	Complete Stranger	8	47.0m	32.0m (0)	40.0m (0)	2:10.68	29.78s	29.50s
7	Charlenes Delight	9	58.4m	37.0m (0)	44.0m (0)	2:11.54	29.71s	30.04s
5	Kervonbel	10	60.2m	16.6m (0)	26.6m (0)	2:11.68	29.93s	31.42s

Finish Position and metres gained

First Arrow shows distance gain/loss from 2nd Qtr to 3rd Qtr,
Second Arrow shows distance gain/loss from 3rd Qtr to Finish
Blue arrow indicates best gain in these quarters.

