

Tamworth Race 1 Distance 1609m

Thursday, 9 October 2025

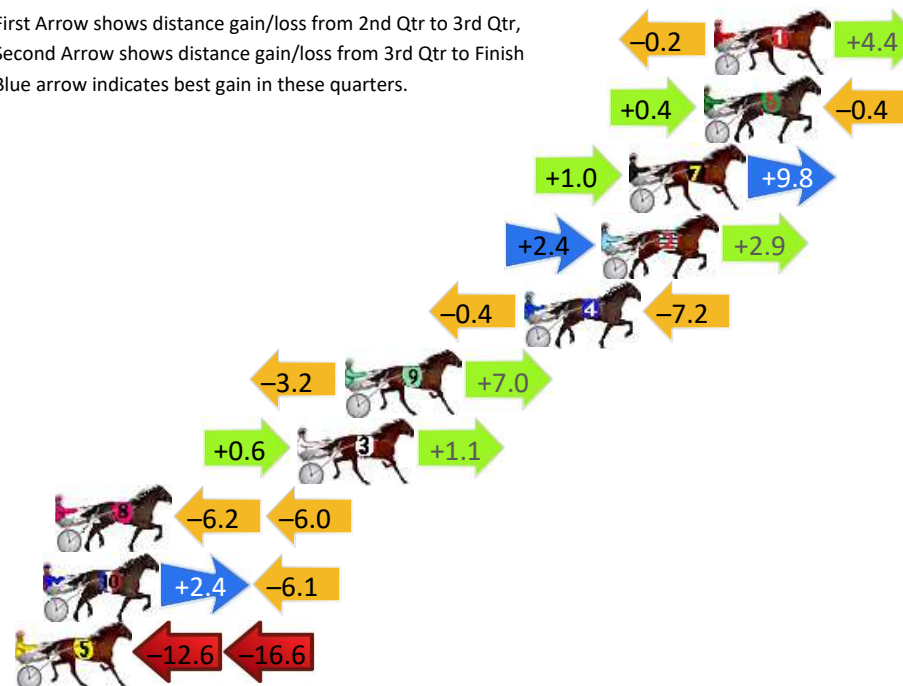
Gross Time: 1:57.80 MileRate: 1:57.80 LeadTime: 0.00s First Qtr: 28.60s Second Qtr: 30.00s Third Qtr: 28.80s Fourth Qtr: 30.50s

DATA TABLE: 800 / 400 Posi's are position from leader and (how wide the horse was at that position)


No	Horse	Plc	Mar	800 Posi	400 Posi	Time	3rd Qtr	4th Qt
1	A Little Dilemma	1	0.0m	4.2m (0)	4.4m (1)	1:57.80	28.82s	30.17s
6	Altiano	2	0.4m	0.4m (1)	0.0m (1)	1:57.83	28.77s	30.53s
7	Scattershot	3	3.4m	14.2m (0)	13.2m (1)	1:58.07	28.75s	29.76s
2	Need Some Air	4	4.5m	9.8m (0)	7.4m (0)	1:58.16	28.63s	30.28s
4	Miki Be Free	5	7.6m	0.0m (0)	0.4m (0)	1:58.41	28.81s	31.05s
9	Fourty One Gee	6	14.8m	18.6m (1)	21.8m (2)	1:58.98	29.05s	29.97s
3	Shezza Beauty	7	16.7m	18.4m (0)	17.8m (2)	1:59.13	28.76s	30.42s
8	Reckless Convict	8	26.4m	14.2m (1)	20.4m (3)	1:59.91	29.24s	30.95s
10	Sentimental Value	9	26.9m	23.2m (1)	20.8m (0)	1:59.95	28.61s	30.96s
5	Gerrys Jewel	10	34.2m	5.0m (1)	17.6m (1)	2:00.53	29.69s	31.76s

Finish Position and metres gained

First Arrow shows distance gain/loss from 2nd Qtr to 3rd Qtr,
Second Arrow shows distance gain/loss from 3rd Qtr to Finish
Blue arrow indicates best gain in these quarters.



Visual positions in race at 2nd Quarter



Visual positions in race at 3rd Quarter



Powered by



Harness Analyser

Sectional Analysis Software

Not just form | Free Trial

www.facebook.com/PJHarnessRacing



RISE Digital, Harness Racing Australia nor the provider accepts any responsibility for the completeness or accuracy of any of the information contained herein, and makes no representations about its suitability for any particular purpose. Users should make their own judgements about those matters and/or seek independent advice. You assume all risks associated with use of data provided on this page

Tamworth Race 2 Distance 1980m

Thursday, 9 October 2025

Gross Time: 2:28.70

MileRate: 2:00.80

LeadTime: 27.20s

First Qtr: 30.00s

Second Qtr: 30.50s

Third Qtr: 29.90s

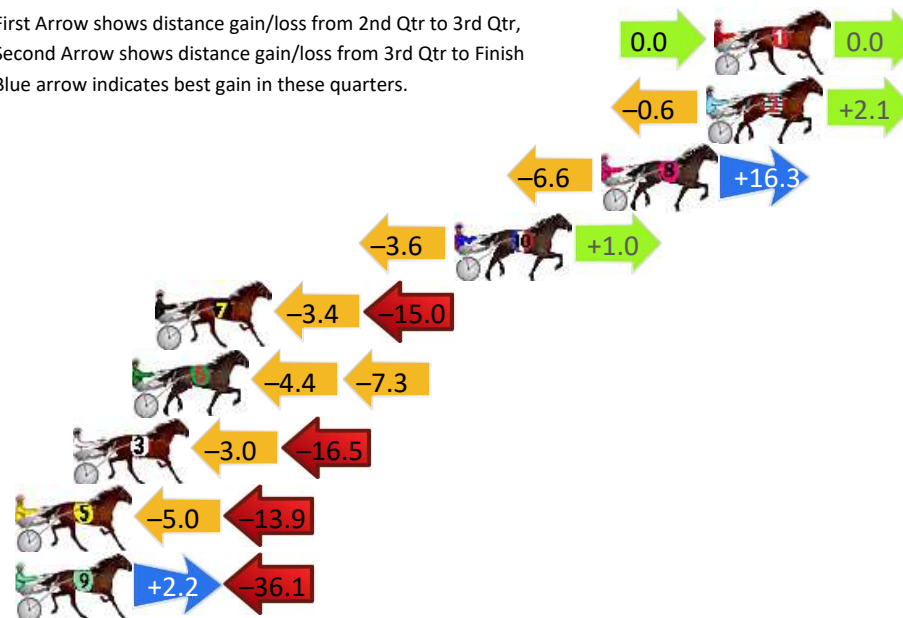
Fourth Qtr: 31.10s

DATA TABLE: 800 / 400 Posi's are position from leader and (how wide the horse was at that position)

No	Horse	Plc	Mar	800 Posi	400 Posi	Time	3rd Qtr	4th Qt
1	Make Mine Bettor	1	0.0m	0.0m (0)	0.0m (0)	2:28.70	29.90s	31.10s
2	My Ultimate Hugo	2	0.3m	1.8m (1)	2.4m (1)	2:28.72	29.95s	30.94s
8	Very Needy	3	4.5m	14.2m (1)	20.8m (2)	2:29.07	30.42s	29.84s
10	Spooky Art	4	10.4m	7.8m (0)	11.4m (0)	2:29.55	30.17s	31.02s
7	Letmebeclear	5	22.4m	4.0m (0)	7.4m (0)	2:30.52	30.14s	32.26s
6	Hey Dude	6	23.3m	11.6m (0)	16.0m (0)	2:30.59	30.22s	31.66s
3	Barrys Brother	7	25.7m	6.2m (1)	9.2m (1)	2:30.79	30.10s	32.38s
5	Eyes Been Patient	8	29.1m	10.2m (1)	15.2m (1)	2:31.07	30.26s	32.17s
9	Mustang Muscle	9	52.5m	18.6m (1)	16.4m (2)	2:32.97	29.68s	33.89s

Finish Position and metres gained

First Arrow shows distance gain/loss from 2nd Qtr to 3rd Qtr,
Second Arrow shows distance gain/loss from 3rd Qtr to Finish
Blue arrow indicates best gain in these quarters.



800

Visual positions in race at 2nd Quarter



400

Visual positions in race at 3rd Quarter



Powered by



Harness Analyser

Sectional Analysis Software

Not just form | Free Trial

www.facebook.com/PJHarnessRacing



RISE Digital, Harness Racing Australia nor the provider accepts any responsibility for the completeness or accuracy of any of the information contained herein, and makes no representations about its suitability for any particular purpose. Users should make their own judgements about those matters and/or seek independent advice. You assume all risks associated with use of data provided on this page

Tamworth Race 3 Distance 1980m

Thursday, 9 October 2025

Gross Time: 2:28.80

MileRate: 2:00.90

LeadTime: 27.10s

First Qtr: 31.30s

Second Qtr: 30.80s

Third Qtr: 29.20s


Fourth Qtr: 30.40s

DATA TABLE: 800 / 400 Posi's are position from leader and (how wide the horse was at that position)

No	Horse	Plc	Mar	800 Posi	400 Posi	Time	3rd Qtr	4th Qt
10	Oakley Shard	1	0.0m	11.6m (2)	2.6m (2)	2:28.80	28.54s	30.20s
4	Heavenly Turbo	2	3.4m	4.2m (0)	4.6m (0)	2:29.07	29.23s	30.31s
6	Feisty Tiger	3	4.0m	0.2m (0)	0.0m (0)	2:29.12	29.18s	30.70s
7	Ellie Rippin	4	4.5m	16.2m (0)	18.8m (0)	2:29.16	29.41s	29.32s
2	Jackys Maria	5	4.7m	0.0m (1)	0.6m (1)	2:29.17	29.24s	30.71s
9	Tasmans Delight	6	7.9m	8.2m (1)	9.6m (1)	2:29.43	29.31s	30.27s
8	Im No Gift	7	24.2m	4.0m (1)	5.8m (1)	2:30.73	29.31s	31.79s
5	Sweet Sunshine	8	28.7m	15.8m (1)	20.2m (1)	2:31.08	29.51s	31.04s
3	Schooners	9	29.0m	8.0m (0)	9.6m (0)	2:31.11	29.29s	31.87s
1	Dixie Shannon	10	33.7m	12.2m (0)	14.4m (0)	2:31.48	29.33s	31.86s

Finish Position and metres gained

First Arrow shows distance gain/loss from 2nd Qtr to 3rd Qtr, Second Arrow shows distance gain/loss from 3rd Qtr to Finish
Blue arrow indicates best gain in these quarters.



800

Visual positions in race at 2nd Quarter



400

Visual positions in race at 3rd Quarter



Powered by



Harness Analyser

Sectional Analysis Software

Not just form | Free Trial

www.facebook.com/PJHarnessRacing



RISE Digital, Harness Racing Australia nor the provider accepts any responsibility for the completeness or accuracy of any of the information contained herein, and makes no representations about its suitability for any particular purpose. Users should make their own judgements about those matters and/or seek independent advice. You assume all risks associated with use of data provided on this page

Tamworth Race 4 Distance 1980m

Thursday, 9 October 2025

Gross Time: 2:28.70

MileRate: 2:00.90

LeadTime: 25.90s

First Qtr: 30.90s

Second Qtr: 29.50s

Third Qtr: 29.70s



Fourth Qtr: 32.70s

DATA TABLE: 800 / 400 Posi's are position from leader and (how wide the horse was at that position)

No	Horse	Plc	Mar	800 Posi	400 Posi	Time	3rd Qtr	4th Qt
10	Bettor Keep Rocking	1	0.0m	16.2m (2)	5.8m (2)	2:28.70	28.91s	32.23s
8	Karalta Courage	2	3.7m	2.2m (1)	0.2m (1)	2:29.02	29.53s	32.98s
4	Agent Callan	3	4.9m	6.2m (1)	5.4m (1)	2:29.12	29.64s	32.66s
6	Dougs Rules	4	5.3m	0.0m (0)	0.0m (0)	2:29.15	29.68s	33.13s
9	Rip Jackson	5	5.5m	12.8m (1)	10.2m (2)	2:29.17	29.52s	32.32s
2	Montana Nights	6	8.5m	8.2m (0)	8.2m (0)	2:29.42	29.70s	32.72s
7	Mac Stubborn	7	10.8m	12.6m (0)	12.2m (1)	2:29.62	29.67s	32.59s
5	Safe Jewels	8	12.2m	17.0m (0)	16.0m (2)	2:29.74	29.64s	32.39s
3	Jacks Up	9	18.6m	4.2m (0)	4.2m (0)	2:30.29	29.65s	33.87s
1	Reds Good To Go	10	31.8m	32.0m (0)	28.0m (0)	2:31.41	29.38s	33.01s

Finish Position and metres gained

First Arrow shows distance gain/loss from 2nd Qtr to 3rd Qtr,
Second Arrow shows distance gain/loss from 3rd Qtr to Finish
Blue arrow indicates best gain in these quarters.



Tamworth Race 5 Distance 1980m

Thursday, 9 October 2025

Gross Time: 2:26.80

MileRate: 1:59.30

LeadTime: 26.90s

First Qtr: 30.70s

Second Qtr: 30.30s

Third Qtr: 29.10s


Fourth Qtr: 29.80s

DATA TABLE: 800 / 400 Posi's are position from leader and (how wide the horse was at that position)

NoHorse	Plc	Mar	800 Posi	400 Posi	Time	3rd Qtr	4th Qt
7 Tigermac	1	0.0m	4.0m (0)	4.0m (1)	2:26.80	29.10s	29.50s
5 Ultimate Empire	2	4.3m	7.4m (1)	0.0m (1)	2:27.14	28.55s	30.12s
10 Joe By The Seaside	3	7.5m	8.0m (0)	8.0m (0)	2:27.39	29.10s	29.76s
9 Rocknroll Clarry	4	7.8m	19.8m (2)	15.4m (3)	2:27.41	28.78s	29.24s
1 San Saba	5	8.0m	0.0m (0)	0.2m (0)	2:27.42	29.11s	30.38s
8 Lets N Joy	6	10.0m	15.8m (2)	9.4m (3)	2:27.58	28.63s	29.84s
3 Terror Flying	7	12.6m	11.0m (1)	11.8m (1)	2:27.78	29.16s	29.86s
6 Sparkling Sue	8	34.1m	11.8m (2)	12.8m (2)	2:29.46	29.15s	31.38s
4 Watsluggottado	9	37.8m	3.0m (1)	8.0m (1)	2:29.75	29.44s	32.01s
2 Ideal Heaven	10	41.8m	14.6m (0)	22.0m (0)	2:30.06	29.62s	31.27s

Finish Position and metres gained

First Arrow shows distance gain/loss from 2nd Qtr to 3rd Qtr,
Second Arrow shows distance gain/loss from 3rd Qtr to Finish
Blue arrow indicates best gain in these quarters.



Visual positions in race at 2nd Quarter

800



Visual positions in race at 3rd Quarter

400



Powered by



Harness Analyser

Sectional Analysis Software

Not just form | Free Trial

www.facebook.com/PJHarnessRacing



RISE Digital, Harness Racing Australia nor the provider accepts any responsibility for the completeness or accuracy of any of the information contained herein, and makes no representations about its suitability for any particular purpose. Users should make their own judgements about those matters and/or seek independent advice. You assume all risks associated with use of data provided on this page

Tamworth Race 6 Distance 1980m

Thursday, 9 October 2025

Gross Time: 2:28.00

MileRate: 2:00.30

LeadTime: 25.90s

First Qtr: 31.30s

Second Qtr: 29.40s

Third Qtr: 28.80s

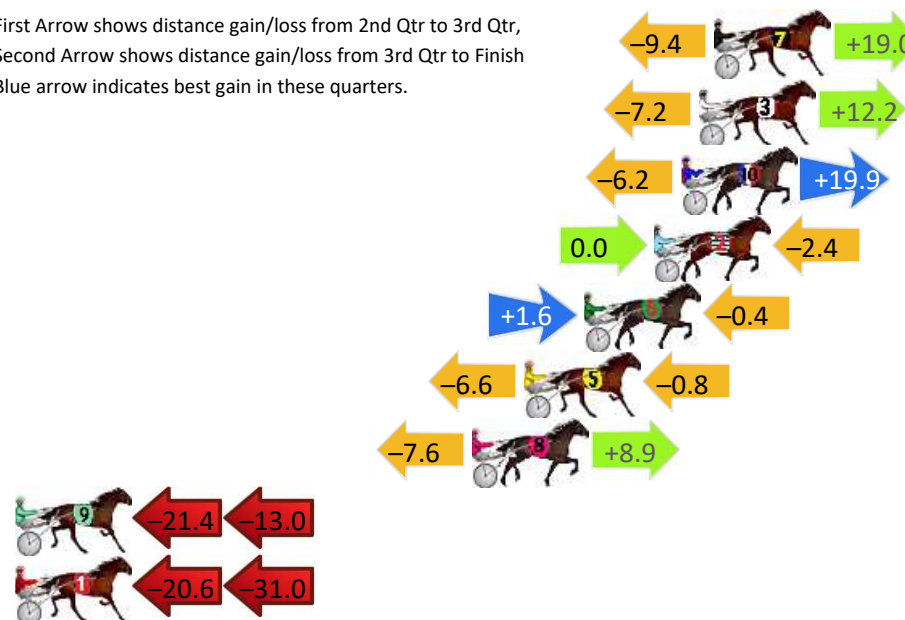
Fourth Qtr: 32.60s

DATA TABLE: 800 / 400 Posi's are position from leader and (how wide the horse was at that position)

NoHorse	Plc	Mar	800 Posi	400 Posi	Time	3rd Qtr	4th Qt
7 lamnopet	1	0.0m	9.6m (1)	19.0m (0)	2:28.00	29.61s	31.06s
3 Lookat Mee	2	0.6m	5.6m (1)	12.8m (1)	2:28.05	29.41s	31.61s
10 Zacharooni	3	1.3m	15.0m (2)	21.2m (2)	2:28.11	29.37s	30.99s
2 Brave Bondi	4	2.4m	0.0m (0)	0.0m (0)	2:28.20	28.79s	32.79s
6 Four Feathers	5	5.2m	6.4m (2)	4.8m (1)	2:28.44	28.68s	32.63s
5 Yogi	6	7.6m	0.2m (1)	6.8m (0)	2:28.65	29.30s	32.66s
8 Thundamental	7	9.7m	11.0m (2)	18.6m (1)	2:28.82	29.42s	31.88s
9 Tackas Princess	8	49.0m	14.6m (0)	36.0m (0)	2:32.17	30.37s	33.65s
1 Gunfightersghost	9	57.2m	5.6m (0)	26.2m (0)	2:32.86	30.23s	35.11s

Finish Position and metres gained

First Arrow shows distance gain/loss from 2nd Qtr to 3rd Qtr,
Second Arrow shows distance gain/loss from 3rd Qtr to Finish
Blue arrow indicates best gain in these quarters.



800

Visual positions in race at 2nd Quarter



400

Visual positions in race at 3rd Quarter



Powered by



Harness Analyser

Sectional Analysis Software

Not just form | Free Trial

www.facebook.com/PJHarnessRacing



RISE Digital, Harness Racing Australia nor the provider accepts any responsibility for the completeness or accuracy of any of the information contained herein, and makes no representations about its suitability for any particular purpose. Users should make their own judgements about those matters and/or seek independent advice. You assume all risks associated with use of data provided on this page

Tamworth Race 7 Distance 1980m

Thursday, 9 October 2025

Gross Time: 2:27.30

MileRate: 1:59.70

LeadTime: 26.70s

First Qtr: 30.40s

Second Qtr: 31.10s

Third Qtr: 29.70s

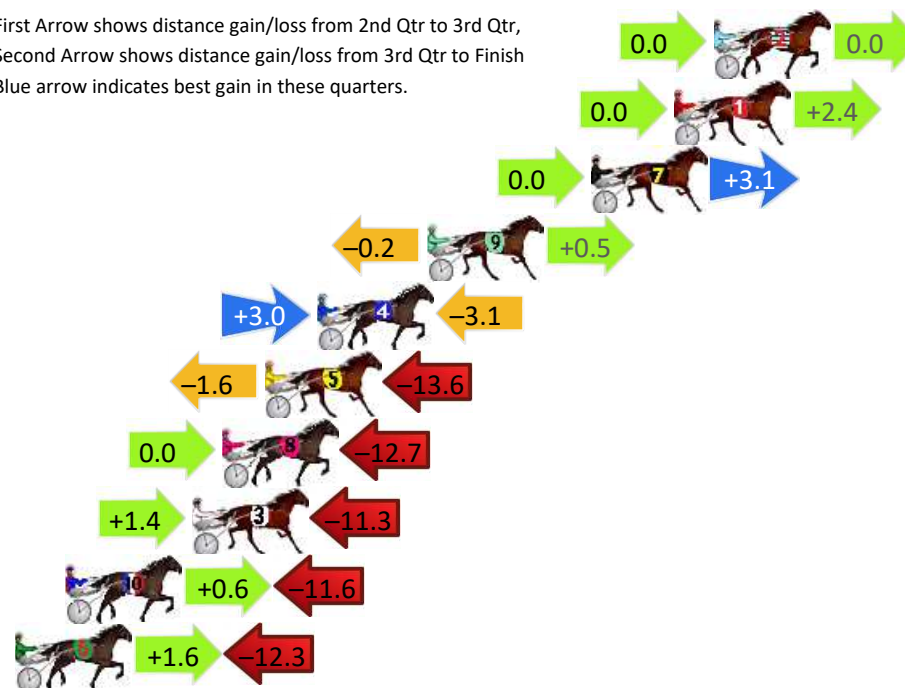
Fourth Qtr: 29.40s

DATA TABLE: 800 / 400 Posi's are position from leader and (how wide the horse was at that position)

NoHorse	Plc	Mar	800 Posi	400 Posi	Time	3rd Qtr	4th Qt
2 Heza Doozie	1	0.0m	0.0m (0)	0.0m (0)	2:27.30	29.70s	29.40s
1 Tralee Snickas	2	1.6m	4.0m (0)	4.0m (0)	2:27.42	29.70s	29.22s
7 Major Mickey	3	4.9m	8.0m (0)	8.0m (0)	2:27.68	29.70s	29.17s
9 Mini Mine Yet	4	11.5m	11.8m (0)	12.0m (0)	2:28.19	29.71s	29.36s
4 Tinny Mahoney	5	15.9m	15.8m (0)	12.8m (1)	2:28.53	29.48s	29.63s
5 Thomas Royal	6	18.0m	2.8m (1)	4.4m (1)	2:28.69	29.82s	30.39s
8 Gotonebetter	7	19.7m	7.0m (1)	7.0m (2)	2:28.82	29.70s	30.33s
3 Renrow Lad	8	20.9m	11.0m (1)	9.6m (3)	2:28.91	29.60s	30.23s
10 Amillion Promises	9	26.0m	15.0m (1)	14.4m (2)	2:29.30	29.66s	30.25s
6 Threebushelsofoats	10	29.7m	19.0m (1)	17.4m (3)	2:29.59	29.59s	30.30s

Finish Position and metres gained

First Arrow shows distance gain/loss from 2nd Qtr to 3rd Qtr,
Second Arrow shows distance gain/loss from 3rd Qtr to Finish
Blue arrow indicates best gain in these quarters.



800

Visual positions in race at 2nd Quarter



400

Visual positions in race at 3rd Quarter



Powered by



Harness Analyser

Sectional Analysis Software

Not just form | Free Trial

www.facebook.com/PJHarnessRacing



RISE Digital, Harness Racing Australia nor the provider accepts any responsibility for the completeness or accuracy of any of the information contained herein, and makes no representations about its suitability for any particular purpose. Users should make their own judgements about those matters and/or seek independent advice. You assume all risks associated with use of data provided on this page

Tamworth Race 8 Distance 1980m

Thursday, 9 October 2025

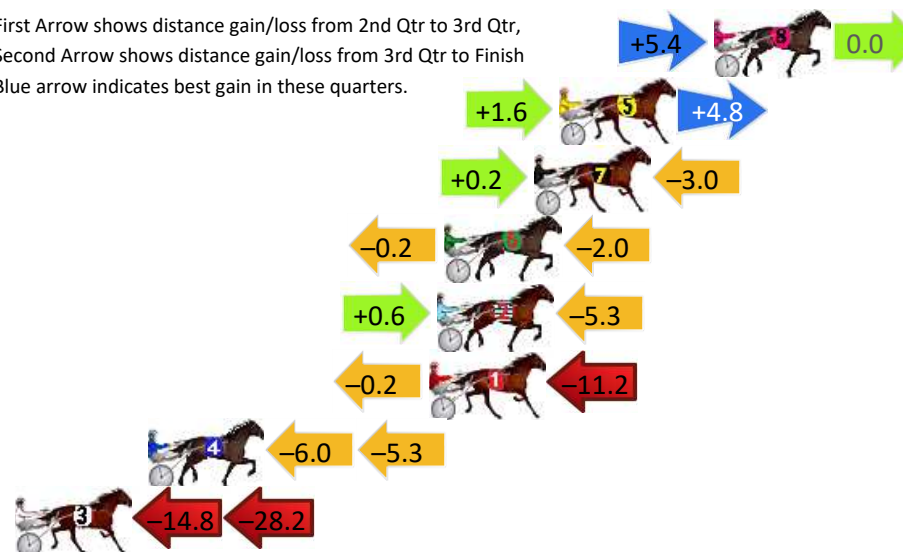
Gross Time: 2:26.00 MileRate: 1:58.70 LeadTime: 27.30s First Qtr: 30.70s Second Qtr: 29.90s Third Qtr: 28.10s Fourth Qtr: 30.00s

DATA TABLE: 800 / 400 Posi's are position from leader and (how wide the horse was at that position)

NoHorse	Plc	Mar	800 Posi	400 Posi	Time	3rd Qtr	4th Qt
8 Ashleys Blue Chip	1	0.0m	5.4m (2)	0.0m (1)	2:26.00	27.71s	30.00s
5 Rouge Bling	2	6.2m	12.6m (0)	11.0m (0)	2:26.49	28.00s	29.64s
7 Fast Tracker	3	7.2m	4.4m (0)	4.2m (1)	2:26.57	28.08s	30.22s
6 Rock Fisherman	4	10.8m	8.6m (0)	8.8m (1)	2:26.85	28.11s	30.15s
2 Racing Paula	5	11.1m	6.4m (1)	5.8m (2)	2:26.87	28.04s	30.40s
1 My Rock Moves	6	11.4m	0.0m (0)	0.2m (0)	2:26.90	28.09s	30.84s
4 Princess Remi	7	22.7m	11.4m (1)	17.4m (1)	2:27.78	28.52s	30.40s
3 Far Out Bro	8	45.4m	2.4m (1)	17.2m (0)	2:29.57	29.10s	32.10s

Finish Position and metres gained

First Arrow shows distance gain/loss from 2nd Qtr to 3rd Qtr,
Second Arrow shows distance gain/loss from 3rd Qtr to Finish
Blue arrow indicates best gain in these quarters.



800

Visual positions in race at 2nd Quarter



400

Visual positions in race at 3rd Quarter



Powered by



Harness Analyser

Sectional Analysis Software

Not just form | Free Trial

www.facebook.com/PJHarnessRacing



RISE Digital, Harness Racing Australia nor the provider accepts any responsibility for the completeness or accuracy of any of the information contained herein, and makes no representations about its suitability for any particular purpose. Users should make their own judgements about those matters and/or seek independent advice. You assume all risks associated with use of data provided on this page

Tamworth Race 9 Distance 1609m

Thursday, 9 October 2025

Gross Time: 1:57.60

MileRate: 1:57.60

LeadTime: 0.00s

First Qtr: 29.80s

Second Qtr: 31.60s

Third Qtr: 28.70s


Fourth Qtr: 27.50s

DATA TABLE: 800 / 400 Posi's are position from leader and (how wide the horse was at that position)

NoHorse	Plc	Mar	800 Posi	400 Posi	Time	3rd Qtr	4th Qt
3 Allsopp	1	0.0m	0.0m (0)	0.0m (0)	1:57.60	28.70s	27.50s
1 Paris Princess	2	12.6m	4.0m (0)	4.4m (0)	1:58.51	28.74s	28.06s
7 Night To Remember	3	19.1m	8.0m (0)	9.4m (0)	1:58.98	28.81s	28.16s
8 The Irish Eagle	4	22.9m	11.8m (0)	13.2m (0)	1:59.26	28.81s	28.16s
4 He Said She Said	5	23.0m	3.0m (1)	4.4m (1)	1:59.26	28.83s	28.77s
2 Superbon	6	24.2m	7.2m (1)	8.8m (2)	1:59.35	28.83s	28.55s
10 Paratrouper	7	25.5m	11.2m (1)	12.0m (3)	1:59.45	28.78s	28.42s
6 Escalera	8	27.6m	15.6m (0)	16.6m (1)	1:59.60	28.79s	28.25s
5 McCrikey	9	29.5m	15.2m (1)	16.4m (2)	1:59.73	28.80s	28.40s

Finish Position and metres gained

First Arrow shows distance gain/loss from 2nd Qtr to 3rd Qtr,
Second Arrow shows distance gain/loss from 3rd Qtr to Finish
Blue arrow indicates best gain in these quarters.



800

Visual positions in race at 2nd Quarter



400

Visual positions in race at 3rd Quarter



Powered by



Harness Analyser

Sectional Analysis Software

Not just form | Free Trial

www.facebook.com/PJHarnessRacing



RISE Digital, Harness Racing Australia nor the provider accepts any responsibility for the completeness or accuracy of any of the information contained herein, and makes no representations about its suitability for any particular purpose. Users should make their own judgements about those matters and/or seek independent advice. You assume all risks associated with use of data provided on this page