

Bathurst Race 1 Distance 1730m

Friday, 10 October 2025




Gross Time: 2:04.60 MileRate: 1:55.90 LeadTime: 8.20s First Qtr: 28.70s Second Qtr: 28.80s Third Qtr: 29.40s Fourth Qtr: 29.50s

DATA TABLE: 800 / 400 Posi's are position from leader and (how wide the horse was at that position)

No	Horse	Plc	Mar	800 Posi	400 Posi	Time	3rd Qtr	4th Qt
10	Time To Torque	1	0.0m	16.8m (1)	16.0m (2)	2:04.60	29.34s	28.33s
6	Beancounter	2	1.5m	0.0m (0)	0.0m (0)	2:04.72	29.40s	29.61s
2	Tulhurst Timmy	3	2.3m	13.0m (1)	13.8m (1)	2:04.78	29.46s	28.66s
5	Rogervalerio Lombo	4	10.1m	6.0m (1)	7.8m (2)	2:05.38	29.53s	29.67s
3	Gabbys Sportstar	5	11.1m	8.0m (0)	9.4m (0)	2:05.46	29.50s	29.62s
8	Deewhy	6	11.7m	16.8m (0)	18.8m (1)	2:05.50	29.55s	28.98s
9	Bell River Boy	7	12.8m	13.0m (0)	14.2m (0)	2:05.59	29.49s	29.40s
7	Marvella	8	21.4m	33.0m (0)	24.4m (1)	2:06.26	28.77s	29.28s
1	Tulhurst Pebbles	9	22.7m	4.0m (0)	5.2m (0)	2:06.36	29.49s	30.78s
4	Dancing With My Ex	10	23.6m	2.4m (1)	8.2m (1)	2:06.43	29.82s	30.63s

Finish Position and metres gained

First Arrow shows distance gain/loss from 2nd Qtr to 3rd Qtr, Second Arrow shows distance gain/loss from 3rd Qtr to Finish Blue arrow indicates best gain in these quarters.



Bathurst Race 2 Distance 1730m

Friday, 10 October 2025


Gross Time: 2:02.90 MileRate: 1:54.30 LeadTime: 8.50s First Qtr: 27.60s Second Qtr: 28.60s Third Qtr: 29.20s Fourth Qtr: 29.00s

DATA TABLE: 800 / 400 Posi's are position from leader and (how wide the horse was at that position)

No	Horse	Plc	Mar	800 Posi	400 Posi	Time	3rd Qtr	4th Qt
4	Jewel Heaven	1	0.0m	4.2m (0)	4.2m (0)	2:02.90	29.20s	28.70s
3	Chlobro	2	0.7m	0.0m (0)	0.0m (0)	2:02.95	29.20s	29.05s
7	Seven Tee Two	3	13.3m	17.0m (0)	16.2m (2)	2:03.91	29.14s	28.79s
1	Foresight	4	24.3m	8.4m (0)	8.8m (0)	2:04.75	29.23s	30.12s
10	Zachary Shannon	5	25.6m	15.2m (1)	17.4m (3)	2:04.85	29.36s	29.59s
8	Please Dont Ask	6	27.4m	21.4m (0)	17.6m (1)	2:04.98	28.93s	29.71s
9	Riviere	7	30.1m	13.0m (0)	13.4m (0)	2:05.19	29.23s	30.20s
2	Electra Girl	8	32.4m	10.6m (1)	12.2m (2)	2:05.37	29.32s	30.46s
5	Hazza Is Watching	9	48.9m	6.6m (1)	11.4m (1)	2:06.62	29.56s	31.70s
6	Bo Duke	10	53.0m	19.8m (1)	24.2m (0)	2:06.93	29.53s	31.08s

Finish Position and metres gained

First Arrow shows distance gain/loss from 2nd Qtr to 3rd Qtr,
Second Arrow shows distance gain/loss from 3rd Qtr to Finish
Blue arrow indicates best gain in these quarters.



800

Visual positions in race at 2nd Quarter



400

Visual positions in race at 3rd Quarter

Bathurst Race 3 Distance 1730m

Friday, 10 October 2025


Gross Time: 2:05.60 MileRate: 1:56.90 LeadTime: 8.40s First Qtr: 29.90s Second Qtr: 30.40s Third Qtr: 28.60s Fourth Qtr: 28.30s

DATA TABLE: 800 / 400 Posi's are position from leader and (how wide the horse was at that position)

No	Horse	Plc	Mar	800 Posi	400 Posi	Time	3rd Qtr	4th Qt
1	Financially Stable	1	0.0m	0.0m (0)	0.0m (0)	2:05.60	28.60s	28.30s
8	Betting On Courage	2	8.7m	3.6m (1)	2.4m (1)	2:06.25	28.52s	28.74s
3	The Handsome One	3	12.9m	12.0m (1)	10.6m (2)	2:06.56	28.50s	28.46s
4	Hall Most An Angel	4	14.0m	16.2m (1)	14.6m (2)	2:06.64	28.49s	28.26s
2	Jay Bee	5	14.5m	7.6m (1)	7.2m (1)	2:06.68	28.57s	28.81s
6	Dusty Muster	6	16.9m	12.6m (0)	11.6m (1)	2:06.86	28.53s	28.67s
10	Line Me Up Bro	6	16.9m	8.4m (0)	10.0m (0)	2:06.86	28.72s	28.79s
9	Karinya Max	8	24.0m	4.4m (0)	6.0m (0)	2:07.38	28.72s	29.57s
7	Taramin	9	34.6m	16.8m (0)	15.0m (0)	2:08.17	28.48s	29.68s
5	Rose Of Juliana	10	36.8m	20.2m (1)	18.8m (1)	2:08.34	28.51s	29.57s

Finish Position and metres gained

First Arrow shows distance gain/loss from 2nd Qtr to 3rd Qtr,
Second Arrow shows distance gain/loss from 3rd Qtr to Finish
Blue arrow indicates best gain in these quarters.



800

Visual positions in race at 2nd Quarter



400

Visual positions in race at 3rd Quarter



Powered by



Harness Analyser

Sectional Analysis Software

Not just form | Free Trial

www.facebook.com/PJHarnessRacing



RISE Digital, Harness Racing Australia nor the provider accepts any responsibility for the completeness or accuracy of any of the information contained herein, and makes no representations about its suitability for any particular purpose. Users should make their own judgements about those matters and/or seek independent advice. You assume all risks associated with use of data provided on this page

Bathurst Race 4 Distance 1730m

Friday, 10 October 2025


Gross Time: 2:05.10 MileRate: 1:56.40 LeadTime: 8.30s First Qtr: 29.50s Second Qtr: 30.10s Third Qtr: 29.00s Fourth Qtr: 28.20s

DATA TABLE: 800 / 400 Posi's are position from leader and (how wide the horse was at that position)

NoHorse	Plc	Mar	800 Posi	400 Posi	Time	3rd Qtr	4th Qt
4 Mammals Girl	1	0.0m	10.6m (1)	8.2m (1)	2:05.10	28.82s	27.63s
2 Blissess Best	2	0.1m	0.0m (0)	0.0m (0)	2:05.11	29.00s	28.21s
9 Tenminutes	2	0.1m	7.6m (0)	8.0m (0)	2:05.11	29.02s	27.65s
10 Alwaysbminnie	4	1.3m	2.2m (1)	0.0m (1)	2:05.20	28.84s	28.29s
1 Lexy Longstockings	5	1.4m	3.8m (0)	4.0m (0)	2:05.20	29.01s	28.02s
3 Graffiti Lane	6	5.3m	6.4m (1)	4.2m (1)	2:05.49	28.84s	28.28s
8 Yesnomaybeso	7	6.7m	12.2m (0)	12.4m (0)	2:05.60	29.01s	27.80s
7 Kadar	8	9.5m	14.4m (1)	12.6m (1)	2:05.80	28.87s	27.98s
6 Drive To The Beach	9	12.0m	18.4m (1)	13.0m (3)	2:05.99	28.62s	28.13s
5 Grey Cadillac	10	19.5m	10.2m (2)	11.6m (2)	2:06.55	29.11s	28.75s


Finish Position and metres gained

First Arrow shows distance gain/loss from 2nd Qtr to 3rd Qtr, Second Arrow shows distance gain/loss from 3rd Qtr to Finish Blue arrow indicates best gain in these quarters.



Visual positions in race at 2nd Quarter

800



Visual positions in race at 3rd Quarter

400



Powered by



Harness Analyser

Sectional Analysis Software

Not just form | Free Trial

www.facebook.com/PJHarnessRacing



RISE Digital, Harness Racing Australia nor the provider accepts any responsibility for the completeness or accuracy of any of the information contained herein, and makes no representations about its suitability for any particular purpose. Users should make their own judgements about those matters and/or seek independent advice. You assume all risks associated with use of data provided on this page

Bathurst Race 5 Distance 1730m

Friday, 10 October 2025


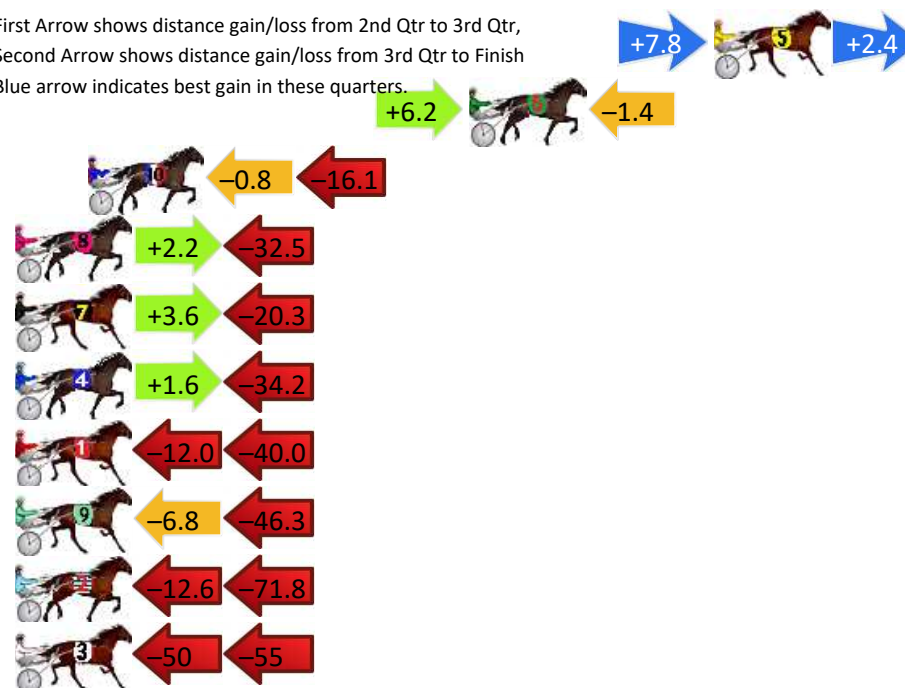
Gross Time: 2:04.70 MileRate: 1:56.00 LeadTime: 8.40s First Qtr: 27.60s Second Qtr: 30.00s Third Qtr: 30.30s Fourth Qtr: 28.40s

DATA TABLE: 800 / 400 Posi's are position from leader and (how wide the horse was at that position)

No	Horse	Plc	Mar	800 Posi	400 Posi	Time	3rd Qtr	4th Qt
5	Irk McGlurk	1	0.0m	10.2m (1)	2.4m (1)	2:04.70	29.73s	28.23s
6	Hes My Reason	2	9.8m	14.6m (1)	8.4m (2)	2:05.43	29.85s	28.50s
10	Lady Rockabellum	3	25.1m	8.2m (0)	9.0m (1)	2:06.57	30.40s	29.54s
8	Surfin At Midnight	4	32.5m	2.2m (1)	0.0m (0)	2:07.12	30.22s	30.69s
7	Justadiva	5	33.9m	17.2m (0)	13.6m (2)	2:07.23	30.09s	29.83s
4	Nevertoolate	6	39.0m	6.4m (1)	4.8m (0)	2:07.61	30.26s	30.81s
1	My Friend Molly	7	56.4m	4.4m (0)	16.4m (1)	2:08.91	31.27s	31.22s
9	Chasin You	8	65.9m	12.8m (0)	19.6m (2)	2:09.62	30.91s	31.67s
2	Burrabadine Dancer	9	84.4m	0.0m (0)	12.6m (0)	2:11.00	31.39s	33.47s
3	Fake Mint	10	204.5m	100.0m (0)	150.0m (0)	2:19.96	34.08s	32.25s

Finish Position and metres gained

First Arrow shows distance gain/loss from 2nd Qtr to 3rd Qtr, Second Arrow shows distance gain/loss from 3rd Qtr to Finish
Blue arrow indicates best gain in these quarters.



Bathurst Race 6 Distance 2260m

Friday, 10 October 2025


Gross Time: 2:48.50 MileRate: 2:00.00 LeadTime: 49.10s First Qtr: 32.30s Second Qtr: 29.80s Third Qtr: 28.80s Fourth Qtr: 28.50s

DATA TABLE: 800 / 400 Posi's are position from leader and (how wide the horse was at that position)

NoHorse	Plc	Mar	800 Posi	400 Posi	Time	3rd Qtr	4th Qt
2 Always Lightning	1	0.0m	0.0m (0)	0.0m (0)	2:48.50	28.80s	28.50s
8 Always A Sam	2	0.9m	14.6m (2)	0.2m (1)	2:48.57	27.77s	28.55s
6 Mammals Blaze	3	15.1m	12.8m (0)	15.8m (1)	2:49.63	29.01s	28.45s
5 Mondo Glitz	4	16.5m	11.8m (1)	12.2m (2)	2:49.74	28.83s	28.80s
9 Mother Was A Mudda	5	19.3m	8.8m (0)	11.8m (0)	2:49.94	29.02s	29.03s
1 For Three Reasons	6	25.4m	4.6m (0)	7.8m (0)	2:50.40	29.03s	29.75s
10 Chanceux	7	25.9m	7.8m (1)	9.8m (1)	2:50.44	28.95s	29.64s
4 Star Connection	8	31.3m	16.0m (1)	18.8m (2)	2:50.84	29.00s	29.39s
3 Arts Fella	9	35.4m	3.6m (1)	5.8m (1)	2:51.15	28.97s	30.60s
7 My Ultimate Lucius	10	39.2m	19.6m (2)	7.2m (2)	2:51.43	27.93s	30.77s

Finish Position and metres gained

First Arrow shows distance gain/loss from 2nd Qtr to 3rd Qtr, Second Arrow shows distance gain/loss from 3rd Qtr to Finish Blue arrow indicates best gain in these quarters.



Visual positions in race at 2nd Quarter

800



Visual positions in race at 3rd Quarter

400



Powered by



Harness Analyser

Sectional Analysis Software

Not just form | Free Trial

www.facebook.com/PJHarnessRacing



RISE Digital, Harness Racing Australia nor the provider accepts any responsibility for the completeness or accuracy of any of the information contained herein, and makes no representations about its suitability for any particular purpose. Users should make their own judgements about those matters and/or seek independent advice. You assume all risks associated with use of data provided on this page

Bathurst Race 7 Distance 1730m

Friday, 10 October 2025




Gross Time: 2:01.80 MileRate: 1:53.30 LeadTime: 8.10s First Qtr: 28.20s Second Qtr: 29.00s Third Qtr: 29.20s Fourth Qtr: 27.30s

DATA TABLE: 800 / 400 Posi's are position from leader and (how wide the horse was at that position)

No	Horse	Plc	Mar	800 Posi	400 Posi	Time	3rd Qtr	4th Qt
5	Yottie	1	0.0m	11.4m (1)	0.0m (1)	2:01.80	28.40s	27.30s
4	Enjabonarlo	2	35.2m	4.2m (0)	9.0m (0)	2:04.33	29.60s	29.08s
7	Yesnoletsgo	3	38.1m	27.2m (1)	12.6m (1)	2:04.54	28.23s	29.03s
6	Makes You Wonder	4	50.6m	0.0m (0)	4.6m (0)	2:05.44	29.63s	30.42s
8	Merrywood Mary	5	52.2m	35.8m (1)	25.6m (1)	2:05.55	28.55s	29.11s
9	Lucky In America	6	57.4m	31.4m (0)	20.2m (2)	2:05.93	28.50s	29.82s
3	Ultimate Wahini	7	76.9m	21.4m (1)	22.2m (0)	2:07.33	29.39s	31.01s
2	Gifted Brigade	8	93.3m	1.6m (1)	21.6m (1)	2:08.51	30.77s	32.17s
1	Kaeleighs Comet	9	135.8m	23.2m (0)	42.0m (0)	2:11.56	30.74s	33.67s
10	Live Vance	10	139.9m	27.4m (0)	29.8m (1)	2:11.85	29.63s	34.77s

Finish Position and metres gained

First Arrow shows distance gain/loss from 2nd Qtr to 3rd Qtr,
Second Arrow shows distance gain/loss from 3rd Qtr to Finish
Blue arrow indicates best gain in these quarters.



Bathurst Race 8 Distance 1730m

Friday, 10 October 2025


Gross Time: 2:06.90 MileRate: 1:58.10 LeadTime: 8.20s First Qtr: 29.20s Second Qtr: 32.10s Third Qtr: 28.40s Fourth Qtr: 29.00s

DATA TABLE: 800 / 400 Posi's are position from leader and (how wide the horse was at that position)

No	Horse	Plc	Mar	800 Posi	400 Posi	Time	3rd Qtr	4th Qt
3	Bettingonya	1	0.0m	3.0m (1)	0.8m (1)	2:06.90	28.24s	28.94s
5	Come On Shannon	2	0.3m	8.0m (1)	6.0m (1)	2:06.92	28.26s	28.59s
2	Bing Bang Billy	3	5.7m	0.0m (0)	0.0m (0)	2:07.33	28.40s	29.41s
4	Shes A True Bling	4	18.3m	5.0m (0)	5.2m (0)	2:08.29	28.40s	29.94s
9	Warrawee Jack	5	19.1m	14.6m (0)	11.8m (1)	2:08.35	28.19s	29.53s
10	Delightful Mary	6	20.0m	12.4m (1)	10.6m (0)	2:08.42	28.26s	29.68s
7	Lady Bullridge	7	46.6m	21.0m (0)	35.2m (0)	2:10.45	29.40s	29.82s
8	Racing Ray	8	54.7m	20.2m (1)	36.0m (1)	2:11.06	29.51s	30.35s
1	Smokey Bow	9	139.8m	10.0m (0)	28.4m (0)	2:17.54	29.63s	37.03s

Finish Position and metres gained

First Arrow shows distance gain/loss from 2nd Qtr to 3rd Qtr,
Second Arrow shows distance gain/loss from 3rd Qtr to Finish
Blue arrow indicates best gain in these quarters.



800

Visual positions in race at 2nd Quarter



400

Visual positions in race at 3rd Quarter



Powered by



Harness Analyser

Sectional Analysis Software

Not just form | Free Trial

www.facebook.com/PJHarnessRacing



RISE Digital, Harness Racing Australia nor the provider accepts any responsibility for the completeness or accuracy of any of the information contained herein, and makes no representations about its suitability for any particular purpose. Users should make their own judgements about those matters and/or seek independent advice. You assume all risks associated with use of data provided on this page