

Wagga Riverina Race 1 Distance 1740m

Friday, 10 October 2025

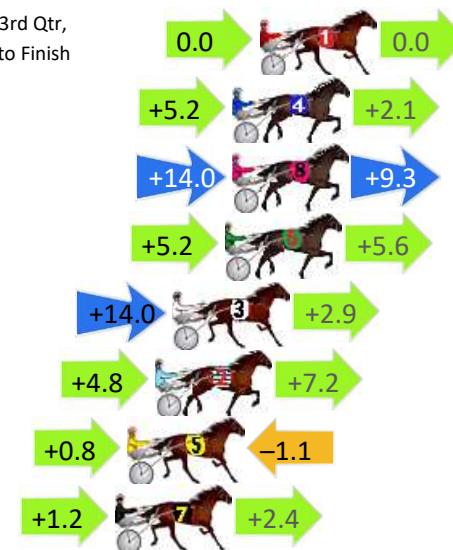
Gross Time: 2:05.20 MileRate: 1:55.80 LeadTime: 8.70s First Qtr: 28.60s Second Qtr: 29.90s Third Qtr: 29.50s Fourth Qtr: 28.50s

DATA TABLE: 800 / 400 Posi's are position from leader and (how wide the horse was at that position)

NoHorse	Plc	Mar	800 Posi	400 Posi	Time	3rd Qtr	4th Qt
1 Lotusbird	1	0.0m	0.0m (0)	0.0m (0)	2:05.20	29.50s	28.50s
4 Island Yankee	2	1.1m	8.4m (1)	3.2m (1)	2:05.28	29.12s	28.35s
8 Jilliby Ryder	3	1.1m	24.4m (1)	10.4m (2)	2:05.28	28.48s	27.84s
6 Ultimate Gladiator	4	1.4m	12.2m (1)	7.0m (1)	2:05.30	29.12s	28.10s
3 The Wicked Warrior	5	3.5m	20.4m (1)	6.4m (2)	2:05.46	28.49s	28.29s
2 Kristysgirl	6	4.2m	16.2m (1)	11.4m (1)	2:05.51	29.14s	27.99s
5 Lewendon	7	5.3m	5.0m (0)	4.2m (0)	2:05.60	29.44s	28.58s
7 Anyoneforadrink	8	5.8m	9.4m (0)	8.2m (0)	2:05.63	29.41s	28.33s

Finish Position and metres gained

First Arrow shows distance gain/loss from 2nd Qtr to 3rd Qtr,
Second Arrow shows distance gain/loss from 3rd Qtr to Finish
Blue arrow indicates best gain in these quarters.



800

Visual positions in race at 2nd Quarter



400

Visual positions in race at 3rd Quarter



Powered by



Harness Analyser

Sectional Analysis Software

Not just form | Free Trial

www.facebook.com/PJHarnessRacing



RISE Digital, Harness Racing Australia nor the provider accepts any responsibility for the completeness or accuracy of any of the information contained herein, and makes no representations about its suitability for any particular purpose. Users should make their own judgements about those matters and/or seek independent advice. You assume all risks associated with use of data provided on this page

Wagga Riverina Race 2 Distance 1740m

Friday, 10 October 2025

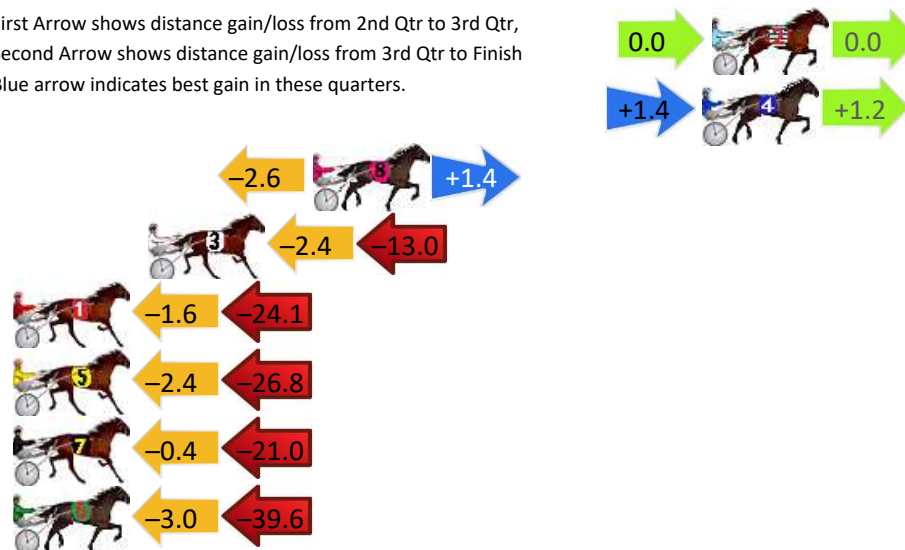
Gross Time: 2:02.50 MileRate: 1:53.30 LeadTime: 9.40s First Qtr: 29.80s Second Qtr: 28.20s Third Qtr: 28.20s Fourth Qtr: 26.90s

DATA TABLE: 800 / 400 Posi's are position from leader and (how wide the horse was at that position)

No	Horse	Plc	Mar	800 Posi	400 Posi	Time	3rd Qtr	4th Qt
2	Elector	1	0.0m	0.0m (0)	0.0m (0)	2:02.50	28.20s	26.90s
4	Thunderfire	2	0.4m	3.0m (1)	1.6m (1)	2:02.53	28.10s	26.82s
8	Coogee	3	16.0m	14.8m (0)	17.4m (0)	2:03.63	28.38s	26.81s
3	Fly Over States	4	22.6m	7.2m (1)	9.6m (1)	2:04.10	28.39s	27.77s
1	Our Ultimate Ella	5	31.1m	5.4m (0)	7.0m (0)	2:04.70	28.35s	28.51s
5	Gee Whizzing	6	40.0m	10.8m (0)	13.2m (0)	2:05.33	28.41s	28.69s
7	Reason To Laugh	7	41.6m	20.2m (0)	20.6m (1)	2:05.45	28.26s	28.30s
6	Island Mandalay	8	56.0m	13.4m (1)	16.4m (1)	2:06.47	28.47s	29.55s

Finish Position and metres gained

First Arrow shows distance gain/loss from 2nd Qtr to 3rd Qtr, Second Arrow shows distance gain/loss from 3rd Qtr to Finish Blue arrow indicates best gain in these quarters.



800

Visual positions in race at 2nd Quarter



400

Visual positions in race at 3rd Quarter

Wagga Riverina Race 3 Distance 1740m

Friday, 10 October 2025


Gross Time: 2:05.40 MileRate: 1:56.00 LeadTime: 8.80s First Qtr: 28.60s Second Qtr: 30.60s Third Qtr: 29.10s Fourth Qtr: 28.30s

DATA TABLE: 800 / 400 Posi's are position from leader and (how wide the horse was at that position)

NoHorse	Plc	Mar	800 Posi	400 Posi	Time	3rd Qtr	4th Qt
5 Our Roku	1	0.0m	0.0m (0)	0.0m (0)	2:05.40	29.10s	28.30s
1 Burton	2	0.4m	6.6m (1)	6.8m (2)	2:05.43	29.11s	27.85s
4 Mason Dixon Line	3	1.0m	4.0m (0)	4.0m (0)	2:05.47	29.10s	28.09s
6 Goodtime Jazzi	4	4.8m	8.2m (0)	10.0m (0)	2:05.76	29.22s	27.93s
2 Owen The Saints	5	5.9m	13.4m (0)	14.8m (0)	2:05.84	29.19s	27.67s
7 Rosie Pollen	6	9.2m	2.6m (1)	3.8m (1)	2:06.08	29.19s	28.68s
8 Racing Writer	7	20.1m	15.4m (1)	16.8m (2)	2:06.89	29.20s	28.53s
3 Call Me Dragon	8	25.4m	11.0m (1)	14.6m (1)	2:07.29	29.37s	29.06s

Finish Position and metres gained

First Arrow shows distance gain/loss from 2nd Qtr to 3rd Qtr,
Second Arrow shows distance gain/loss from 3rd Qtr to Finish
Blue arrow indicates best gain in these quarters.



800

Visual positions in race at 2nd Quarter



400

Visual positions in race at 3rd Quarter



Powered by



Harness Analyser

Sectional Analysis Software

Not just form | Free Trial

www.facebook.com/PJHarnessRacing



RISE Digital, Harness Racing Australia nor the provider accepts any responsibility for the completeness or accuracy of any of the information contained herein, and makes no representations about its suitability for any particular purpose. Users should make their own judgements about those matters and/or seek independent advice. You assume all risks associated with use of data provided on this page

Wagga Riverina Race 4 Distance 1740m

Friday, 10 October 2025


Gross Time: 2:05.00 MileRate: 1:55.60 LeadTime: 8.80s First Qtr: 29.70s Second Qtr: 29.80s Third Qtr: 29.30s Fourth Qtr: 27.40s

DATA TABLE: 800 / 400 Posi's are position from leader and (how wide the horse was at that position)

No	Horse	Plc	Mar	800 Posi	400 Posi	Time	3rd Qtr	4th Qt
5	Oh Sweet Creature	1	0.0m	3.8m (1)	0.6m (1)	2:05.00	29.07s	27.36s
1	Spring Delight	2	4.2m	4.0m (0)	4.0m (0)	2:05.30	29.30s	27.41s
4	Rock The Nation	3	5.7m	0.0m (0)	0.0m (0)	2:05.41	29.31s	27.79s
6	Bracken Warrior	4	7.5m	7.8m (1)	5.0m (1)	2:05.54	29.11s	27.57s
9	Esther Rising	5	8.3m	7.8m (0)	7.8m (0)	2:05.60	29.30s	27.43s
3	Thats The Attitude	6	9.6m	15.6m (1)	3.6m (2)	2:05.69	28.47s	27.81s
8	Kowhai Blaze	7	12.8m	11.6m (0)	12.0m (0)	2:05.92	29.33s	27.45s
2	Amber Alert	8	14.0m	11.6m (1)	9.4m (1)	2:06.01	29.16s	27.71s
7	Scottie Mach	9	14.5m	19.4m (1)	12.0m (2)	2:06.05	28.78s	27.57s

Finish Position and metres gained

First Arrow shows distance gain/loss from 2nd Qtr to 3rd Qtr,
Second Arrow shows distance gain/loss from 3rd Qtr to Finish
Blue arrow indicates best gain in these quarters.



800

Visual positions in race at 2nd Quarter



400

Visual positions in race at 3rd Quarter



Powered by



Harness Analyser

Sectional Analysis Software

Not just form | Free Trial

www.facebook.com/PJHarnessRacing



RISE Digital, Harness Racing Australia nor the provider accepts any responsibility for the completeness or accuracy of any of the information contained herein, and makes no representations about its suitability for any particular purpose. Users should make their own judgements about those matters and/or seek independent advice. You assume all risks associated with use of data provided on this page

Wagga Riverina Race 5 Distance 2270m

Friday, 10 October 2025



Gross Time: 2:47.40 MileRate: 1:58.70 LeadTime: 48.60s First Qtr: 31.90s Second Qtr: 30.80s Third Qtr: 29.80s Fourth Qtr: 26.30s

DATA TABLE: 800 / 400 Posi's are position from leader and (how wide the horse was at that position)

NoHorse	Plc	Mar	800 Posi	400 Posi	Time	3rd Qtr	4th Qt
4 Dove Lake	1	0.0m	8.2m (1)	0.0m (1)	2:47.40	29.23s	26.30s
3 Kobes Chainsaw	2	1.4m	0.0m (0)	0.0m (0)	2:47.50	29.81s	26.39s
2 Assigned	3	3.6m	4.0m (0)	3.8m (0)	2:47.65	29.79s	26.29s
9 Im Wesley	4	7.2m	8.0m (0)	8.0m (0)	2:47.90	29.80s	26.25s
10 Mop	5	7.6m	12.4m (1)	3.4m (2)	2:47.93	29.19s	26.57s
7 Ottos Wealth	6	11.5m	18.6m (0)	12.0m (0)	2:48.20	29.34s	26.27s
8 Significant Laz	7	14.3m	13.2m (0)	7.8m (1)	2:48.39	29.45s	26.72s

Finish Position and metres gained

First Arrow shows distance gain/loss from 2nd Qtr to 3rd Qtr,
Second Arrow shows distance gain/loss from 3rd Qtr to Finish
Blue arrow indicates best gain in these quarters.



800

Visual positions in race at 2nd Quarter



400

Visual positions in race at 3rd Quarter



Powered by



Harness Analyser

Sectional Analysis Software

Not just form | Free Trial

www.facebook.com/PJHarnessRacing



RISE Digital, Harness Racing Australia nor the provider accepts any responsibility for the completeness or accuracy of any of the information contained herein, and makes no representations about its suitability for any particular purpose. Users should make their own judgements about those matters and/or seek independent advice. You assume all risks associated with use of data provided on this page

Wagga Riverina Race 6 Distance 1740m

Friday, 10 October 2025

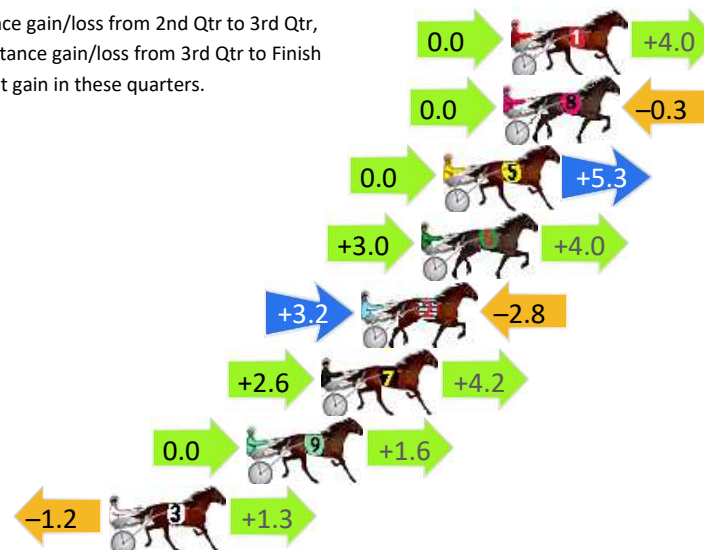
Gross Time: 2:04.00 MileRate: 1:54.70 LeadTime: 8.90s First Qtr: 29.70s Second Qtr: 29.70s Third Qtr: 28.60s Fourth Qtr: 27.10s

DATA TABLE: 800 / 400 Posi's are position from leader and (how wide the horse was at that position)

No	Horse	Plc	Mar	800 Posi	400 Posi	Time	3rd Qtr	4th Qt
1	Weona Miss Miki	1	0.0m	4.0m (0)	4.0m (0)	2:04.00	28.59s	26.83s
8	Mynamesevan	2	0.3m	0.0m (0)	0.0m (0)	2:04.02	28.60s	27.12s
5	Skittle Bomb	3	2.7m	8.0m (0)	8.0m (0)	2:04.19	28.59s	26.74s
6	Scheming	4	3.6m	10.6m (1)	7.6m (1)	2:04.26	28.38s	26.83s
2	Donnie Mac	5	6.0m	6.4m (1)	3.2m (1)	2:04.43	28.38s	27.29s
7	Kia Ora Beauty	6	7.6m	14.4m (1)	11.8m (1)	2:04.54	28.41s	26.82s
9	Clear Left	7	10.6m	12.2m (0)	12.2m (0)	2:04.76	28.60s	26.99s
3	Swedish Meatballs	8	16.1m	16.2m (0)	17.4m (0)	2:05.15	28.68s	27.01s

Finish Position and metres gained

First Arrow shows distance gain/loss from 2nd Qtr to 3rd Qtr,
Second Arrow shows distance gain/loss from 3rd Qtr to Finish
Blue arrow indicates best gain in these quarters.



800

Visual positions in race at 2nd Quarter



400

Visual positions in race at 3rd Quarter



Powered by



Harness Analyser

Sectional Analysis Software

Not just form | Free Trial

www.facebook.com/PJHarnessRacing



RISE Digital, Harness Racing Australia nor the provider accepts any responsibility for the completeness or accuracy of any of the information contained herein, and makes no representations about its suitability for any particular purpose. Users should make their own judgements about those matters and/or seek independent advice. You assume all risks associated with use of data provided on this page

Wagga Riverina Race 7 Distance 1740m

Friday, 10 October 2025

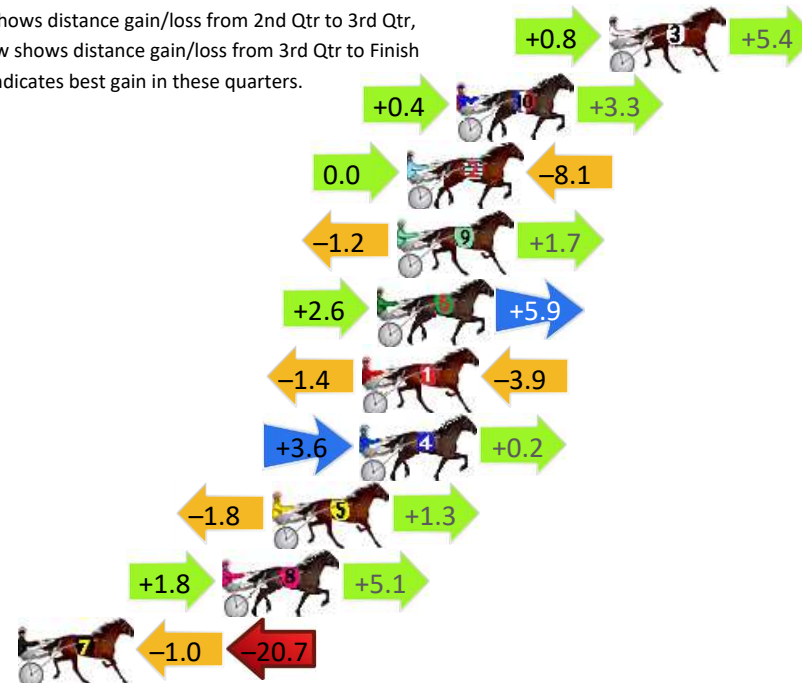
Gross Time: 2:02.60 MileRate: 1:53.40 LeadTime: 8.90s First Qtr: 27.60s Second Qtr: 30.60s Third Qtr: 28.60s Fourth Qtr: 26.90s

DATA TABLE: 800 / 400 Posi's are position from leader and (how wide the horse was at that position)

NoHorse	Plc	Mar	800 Posi	400 Posi	Time	3rd Qtr	4th Qt
3 Catchafire	1	0.0m	6.2m (1)	5.4m (2)	2:02.60	28.53s	26.54s
10 Tenaciously	2	6.1m	9.8m (1)	9.4m (1)	2:03.03	28.57s	26.68s
2 Just As Well	3	8.1m	0.0m (0)	0.0m (0)	2:03.17	28.62s	27.44s
9 Art Space	4	8.5m	9.0m (0)	10.2m (0)	2:03.20	28.68s	26.79s
6 Kimcando	5	9.3m	17.8m (1)	15.2m (1)	2:03.26	28.41s	26.51s
1 Im Alrite	6	9.9m	4.6m (0)	6.0m (0)	2:03.30	28.70s	27.16s
4 Ronnie The Hammer	7	10.0m	13.8m (1)	10.2m (2)	2:03.31	28.35s	26.89s
5 Aromet Girl	8	13.5m	13.0m (0)	14.8m (0)	2:03.56	28.72s	26.81s
8 Waves Of Chance	9	15.5m	22.4m (1)	20.6m (1)	2:03.70	28.47s	26.56s
7 Alta Bayamo	10	23.7m	2.0m (1)	3.0m (1)	2:04.28	28.71s	28.28s

Finish Position and metres gained

First Arrow shows distance gain/loss from 2nd Qtr to 3rd Qtr,
Second Arrow shows distance gain/loss from 3rd Qtr to Finish
Blue arrow indicates best gain in these quarters.



800

Visual positions in race at 2nd Quarter



400

Visual positions in race at 3rd Quarter



Powered by



Harness Analyser

Sectional Analysis Software

Not just form | Free Trial

www.facebook.com/PJHarnessRacing



RISE Digital, Harness Racing Australia nor the provider accepts any responsibility for the completeness or accuracy of any of the information contained herein, and makes no representations about its suitability for any particular purpose. Users should make their own judgements about those matters and/or seek independent advice. You assume all risks associated with use of data provided on this page

Wagga Riverina Race 8 Distance 2270m

Friday, 10 October 2025



Gross Time: 2:45.30 MileRate: 1:57.20 LeadTime: 47.30s First Qtr: 30.90s Second Qtr: 31.00s Third Qtr: 29.20s Fourth Qtr: 26.90s

DATA TABLE: 800 / 400 Posi's are position from leader and (how wide the horse was at that position)

No	Horse	Plc	Mar	800 Posi	400 Posi	Time	3rd Qtr	4th Qt
1	Carlo Gambino	1	0.0m	3.8m (0)	4.0m (0)	2:45.30	29.20s	26.63s
2	Hezasweetie	2	0.6m	0.0m (0)	0.0m (0)	2:45.34	29.20s	26.94s
9	Messerati	3	2.6m	7.6m (0)	7.8m (0)	2:45.48	29.20s	26.55s
4	Scared Stiff	4	3.8m	11.4m (0)	11.8m (0)	2:45.57	29.21s	26.37s
7	Thalassophobia	5	15.5m	11.2m (1)	10.8m (1)	2:46.40	29.19s	27.21s
5	Captain Tom	6	16.3m	15.6m (0)	15.8m (0)	2:46.46	29.22s	26.93s
8	Alwaysbealady	6	16.3m	15.2m (1)	14.8m (1)	2:46.46	29.18s	27.00s
3	Hes Charlies Angel	8	21.6m	7.2m (1)	6.2m (2)	2:46.83	29.17s	27.93s
6	Play It Cool	9	23.7m	3.2m (1)	4.0m (1)	2:46.98	29.31s	28.22s

Finish Position and metres gained

First Arrow shows distance gain/loss from 2nd Qtr to 3rd Qtr, Second Arrow shows distance gain/loss from 3rd Qtr to Finish
Blue arrow indicates best gain in these quarters.



800

Visual positions in race at 2nd Quarter



400

Visual positions in race at 3rd Quarter



Powered by



Harness Analyser

Sectional Analysis Software

Not just form | Free Trial

www.facebook.com/PJHarnessRacing



RISE Digital, Harness Racing Australia nor the provider accepts any responsibility for the completeness or accuracy of any of the information contained herein, and makes no representations about its suitability for any particular purpose. Users should make their own judgements about those matters and/or seek independent advice. You assume all risks associated with use of data provided on this page