

# Menangle Race 1 Distance 2300m

Saturday, 11 October 2025


Gross Time: 2:44.00 MileRate: 1:54.70 LeadTime: 48.40s First Qtr: 31.20s Second Qtr: 29.70s Third Qtr: 28.00s Fourth Qtr: 26.70s

DATA TABLE: 800 / 400 Posi's are position from leader and (how wide the horse was at that position)

NoHorse	Plc	Mar	800 Posi	400 Posi	Time	3rd Qtr	4th Qt
5 Donegal Luther	1	0.0m	0.0m (0)	0.0m (0)	2:44.00	28.00s	26.70s
7 Our Vincent Can Gogh	2	0.6m	4.0m (0)	4.0m (0)	2:44.04	27.99s	26.47s
8 Unfazed	3	0.8m	9.4m (1)	8.6m (2)	2:44.06	27.93s	26.18s
11 Petes Said So	4	1.9m	5.6m (1)	4.6m (1)	2:44.13	27.93s	26.52s
4 Double Act	5	5.8m	8.2m (0)	8.0m (0)	2:44.41	27.98s	26.55s
1 Hes A Meister	6	9.9m	16.4m (0)	16.0m (0)	2:44.70	27.96s	26.30s
2 Van Basten	7	10.3m	12.2m (0)	12.0m (0)	2:44.72	27.98s	26.59s
10 Dom Toretto	8	10.5m	1.6m (1)	0.6m (1)	2:44.74	27.95s	27.36s
3 Caulonia Courage	9	11.3m	20.6m (0)	20.0m (1)	2:44.80	27.95s	26.12s
6 Terry	10	18.3m	13.4m (1)	12.6m (1)	2:45.29	27.95s	27.08s

## Finish Position and metres gained

First Arrow shows distance gain/loss from 2nd Qtr to 3rd Qtr,  
Second Arrow shows distance gain/loss from 3rd Qtr to Finish  
Blue arrow indicates best gain in these quarters.



800

Visual positions in race at 2nd Quarter



400

Visual positions in race at 3rd Quarter



Powered by



Harness Analyser

Sectional Analysis Software

Not just form | Free Trial

[www.facebook.com/PJHarnessRacing](http://www.facebook.com/PJHarnessRacing)



RISE Digital, Harness Racing Australia nor the provider accepts any responsibility for the completeness or accuracy of any of the information contained herein, and makes no representations about its suitability for any particular purpose. Users should make their own judgements about those matters and/or seek independent advice. You assume all risks associated with use of data provided on this page

# Menangle Race 2 Distance 1609m

Saturday, 11 October 2025


Gross Time: 1:50.50 MileRate: 1:50.50 LeadTime: 0.00s First Qtr: 27.50s Second Qtr: 28.50s Third Qtr: 26.90s Fourth Qtr: 27.60s

DATA TABLE: 800 / 400 Posi's are position from leader and (how wide the horse was at that position)

No	Horse	Plc	Mar	800 Posi	400 Posi	Time	3rd Qtr	4th Qt
6	Mikibequick	1	0.0m	11.4m (1)	8.6m (1)	1:50.50	26.72s	27.01s
1	Our Saydie Kay	2	1.5m	4.2m (0)	4.0m (0)	1:50.61	26.89s	27.43s
8	Heza Punk Rocker	3	5.3m	6.8m (1)	4.2m (1)	1:50.88	26.72s	27.68s
9	Double Fear	4	7.1m	25.6m (1)	20.6m (0)	1:51.02	26.57s	26.67s
3	Sheffield Sparky	5	7.4m	12.6m (0)	13.2m (0)	1:51.04	26.95s	27.20s
5	Lieutenant Arden	6	8.1m	0.0m (0)	0.0m (0)	1:51.09	26.89s	28.16s
7	Dukes Choice	7	8.8m	21.0m (1)	17.8m (1)	1:51.14	26.69s	26.98s
4	Im Rockin It	8	13.1m	15.8m (1)	13.8m (1)	1:51.45	26.77s	27.55s
10	Stagecoach	9	18.1m	30.2m (1)	26.8m (0)	1:51.81	26.68s	27.00s
2	Classic Elegance	10	21.4m	8.2m (0)	9.2m (0)	1:52.05	26.96s	28.44s

## Finish Position and metres gained

First Arrow shows distance gain/loss from 2nd Qtr to 3rd Qtr,  
Second Arrow shows distance gain/loss from 3rd Qtr to Finish  
Blue arrow indicates best gain in these quarters.



800

Visual positions in race at 2nd Quarter



400

Visual positions in race at 3rd Quarter



Powered by



Harness Analyser

Sectional Analysis Software

Not just form | Free Trial

www.facebook.com/PJHarnessRacing



RISE Digital, Harness Racing Australia nor the provider accepts any responsibility for the completeness or accuracy of any of the information contained herein, and makes no representations about its suitability for any particular purpose. Users should make their own judgements about those matters and/or seek independent advice. You assume all risks associated with use of data provided on this page

# Menangle Race 3 Distance 1609m

Saturday, 11 October 2025


Gross Time: 1:49.60 MileRate: 1:49.60 LeadTime: 0.00s First Qtr: 27.20s Second Qtr: 28.60s Third Qtr: 27.40s Fourth Qtr: 26.40s

DATA TABLE: 800 / 400 Posi's are position from leader and (how wide the horse was at that position)

No	Horse	Plc	Mar	800 Posi	400 Posi	Time	3rd Qtr	4th Qt
4	Betterthancash	1	0.0m	8.2m (0)	8.4m (0)	1:49.60	27.40s	25.85s
6	Hi Manameisjeff	2	0.5m	0.0m (0)	0.0m (0)	1:49.63	27.40s	26.43s
2	Horn Player	3	4.6m	4.2m (0)	4.4m (0)	1:49.92	27.41s	26.41s
5	Ubetcha Tigerpie	4	8.5m	12.0m (0)	12.4m (0)	1:50.19	27.42s	26.14s
11	Oliver Dan	5	13.8m	18.4m (1)	8.4m (2)	1:50.56	26.74s	26.75s
3	Ripp	6	16.4m	12.2m (1)	4.4m (2)	1:50.74	26.89s	27.19s
8	Classic Mission	7	16.5m	12.4m (2)	4.0m (1)	1:50.75	26.85s	27.22s
9	Cya Art	8	17.1m	15.8m (0)	13.0m (1)	1:50.79	27.22s	26.67s
10	Kingmaker	9	20.2m	8.2m (1)	8.2m (1)	1:51.01	27.41s	27.19s

## Finish Position and metres gained

First Arrow shows distance gain/loss from 2nd Qtr to 3rd Qtr,  
Second Arrow shows distance gain/loss from 3rd Qtr to Finish  
Blue arrow indicates best gain in these quarters.



800

Visual positions in race at 2nd Quarter



400

Visual positions in race at 3rd Quarter



Powered by



Harness Analyser

Sectional Analysis Software

Not just form | Free Trial

[www.facebook.com/PJHarnessRacing](http://www.facebook.com/PJHarnessRacing)



RISE Digital, Harness Racing Australia nor the provider accepts any responsibility for the completeness or accuracy of any of the information contained herein, and makes no representations about its suitability for any particular purpose. Users should make their own judgements about those matters and/or seek independent advice. You assume all risks associated with use of data provided on this page

# Menangle Race 4 Distance 1609m

Saturday, 11 October 2025


Gross Time: 1:50.70 MileRate: 1:50.70 LeadTime: 0.00s First Qtr: 27.90s Second Qtr: 28.40s Third Qtr: 27.60s Fourth Qtr: 26.80s

DATA TABLE: 800 / 400 Posi's are position from leader and (how wide the horse was at that position)

NoHorse	Plc	Mar	800 Posi	400 Posi	Time	3rd Qtr	4th Qt
3 Ark Sea	1	0.0m	0.0m (0)	0.0m (0)	1:50.70	27.60s	26.80s
1 Perfectdelight	2	12.5m	5.4m (0)	5.4m (0)	1:51.58	27.61s	27.27s
2 Yirradiva	3	14.0m	9.4m (1)	11.6m (2)	1:51.69	27.75s	26.96s
4 Eye Wish	4	15.9m	5.0m (2)	7.6m (2)	1:51.82	27.78s	27.35s
9 Applauding	5	17.7m	13.8m (1)	15.6m (2)	1:51.95	27.72s	26.94s
8 One More Reason	6	24.8m	1.8m (1)	4.2m (1)	1:52.45	27.78s	28.17s
7 I Am Ravishing	7	25.1m	18.0m (0)	19.2m (1)	1:52.47	27.69s	27.19s
6 Ultimate All Star	8	47.8m	18.4m (1)	23.6m (1)	1:54.08	27.98s	28.41s
5 Our Ultimate Lexi	9	118.7m	9.6m (0)	10.0m (0)	1:59.08	27.74s	34.04s
10 Musicstar	10	121.7m	13.8m (0)	15.0m (0)	1:59.30	27.79s	33.91s

## Finish Position and metres gained

First Arrow shows distance gain/loss from 2nd Qtr to 3rd Qtr,  
Second Arrow shows distance gain/loss from 3rd Qtr to Finish  
Blue arrow indicates best gain in these quarters



800

Visual positions in race at 2nd Quarter



400

Visual positions in race at 3rd Quarter



Powered by



Harness Analyser

Sectional Analysis Software

Not just form | Free Trial

[www.facebook.com/PJHarnessRacing](http://www.facebook.com/PJHarnessRacing)



RISE Digital, Harness Racing Australia nor the provider accepts any responsibility for the completeness or accuracy of any of the information contained herein, and makes no representations about its suitability for any particular purpose. Users should make their own judgements about those matters and/or seek independent advice. You assume all risks associated with use of data provided on this page



# Menangle Race 5 Distance 1609m

Saturday, 11 October 2025


Gross Time: 1:51.50 MileRate: 1:51.50 LeadTime: 0.00s First Qtr: 27.60s Second Qtr: 29.10s Third Qtr: 27.70s Fourth Qtr: 27.10s

DATA TABLE: 800 / 400 Posi's are position from leader and (how wide the horse was at that position)

No	Horse	Plc	Mar	800 Posi	400 Posi	Time	3rd Qtr	4th Qt
9	Sparkling Sea	1	0.0m	1.8m (1)	0.0m (1)	1:51.50	27.58s	27.10s
3	Degarmea Teale	2	6.2m	0.0m (0)	0.4m (0)	1:51.94	27.73s	27.49s
1	Wheres My Reason	3	15.9m	4.6m (0)	5.2m (0)	1:52.63	27.75s	27.82s
4	Oshley	4	16.1m	13.0m (1)	10.2m (2)	1:52.65	27.51s	27.50s
2	Krusty Krunch	5	19.4m	9.8m (0)	12.6m (0)	1:52.88	27.90s	27.56s
5	The Eye In The Sky	6	24.7m	15.8m (0)	14.2m (1)	1:53.26	27.60s	27.81s
10	Papi Rocks	7	25.0m	18.4m (1)	14.6m (2)	1:53.28	27.45s	27.80s
7	Rockin Miss Regina	8	27.3m	8.0m (1)	6.6m (1)	1:53.45	27.62s	28.49s
8	Machx The Stranger	9	44.7m	27.4m (1)	23.6m (2)	1:54.69	27.46s	28.52s
6	Californiaprincess	10	47.2m	22.2m (0)	19.6m (1)	1:54.87	27.54s	28.96s

## Finish Position and metres gained

First Arrow shows distance gain/loss from 2nd Qtr to 3rd Qtr, Second Arrow shows distance gain/loss from 3rd Qtr to Finish Blue arrow indicates best gain in these quarters.



800

Visual positions in race at 2nd Quarter



400

Visual positions in race at 3rd Quarter

# Menangle Race 6 Distance 1609m

Saturday, 11 October 2025


Gross Time: 1:52.70 MileRate: 1:52.70 LeadTime: 0.00s First Qtr: 27.30s Second Qtr: 29.70s Third Qtr: 28.00s Fourth Qtr: 27.80s

DATA TABLE: 800 / 400 Posi's are position from leader and (how wide the horse was at that position)

No	Horse	Plc	Mar	800 Posi	400 Posi	Time	3rd Qtr	4th Qt
7	Classic Chip	1	0.0m	15.4m (1)	9.6m (1)	1:52.70	27.60s	27.14s
5	Message Bank	2	1.3m	0.0m (0)	0.0m (0)	1:52.80	28.00s	27.89s
3	Nocturnal	3	2.5m	10.4m (0)	9.0m (0)	1:52.88	27.90s	27.35s
1	Berocca Bernie	4	5.7m	5.8m (0)	5.2m (0)	1:53.12	27.96s	27.83s
4	Ya Racin Carl	5	5.8m	15.8m (0)	13.0m (0)	1:53.12	27.80s	27.30s
6	A Buck Ten	6	8.3m	11.4m (1)	5.6m (1)	1:53.31	27.60s	27.99s
8	Whereswally	7	8.4m	20.4m (1)	13.6m (1)	1:53.31	27.53s	27.44s
9	Grumpyshannon	8	10.3m	25.8m (1)	18.6m (1)	1:53.45	27.50s	27.23s
11	Cowboy Culture	9	12.5m	25.2m (0)	21.6m (0)	1:53.61	27.75s	27.17s
10	Slick By Design	10	14.5m	20.6m (0)	17.4m (0)	1:53.76	27.78s	27.60s

## Finish Position and metres gained

First Arrow shows distance gain/loss from 2nd Qtr to 3rd Qtr,  
Second Arrow shows distance gain/loss from 3rd Qtr to Finish  
Blue arrow indicates best gain in these quarters.



800

Visual positions in race at 2nd Quarter



400

Visual positions in race at 3rd Quarter

# Menangle Race 7 Distance 1609m

Saturday, 11 October 2025


Gross Time: 1:50.70 MileRate: 1:50.70 LeadTime: 0.00s First Qtr: 27.30s Second Qtr: 28.20s Third Qtr: 28.20s Fourth Qtr: 27.00s

DATA TABLE: 800 / 400 Posi's are position from leader and (how wide the horse was at that position)

No	Horse	Plc	Mar	800 Posi	400 Posi	Time	3rd Qtr	4th Qt
3	Hollywood Strip	1	0.0m	0.0m (0)	0.0m (0)	1:50.70	28.20s	27.00s
5	Lexy	2	7.3m	4.0m (0)	4.0m (0)	1:51.22	28.20s	27.22s
1	Sentosar	3	16.2m	8.4m (0)	8.0m (0)	1:51.85	28.18s	27.55s
4	Lochinvar Marcello	4	21.5m	17.0m (0)	16.8m (0)	1:52.23	28.19s	27.32s
2	Wit Wickee	5	24.6m	12.8m (0)	12.6m (0)	1:52.45	28.20s	27.81s
7	Uptown Chance	6	26.9m	5.8m (1)	6.8m (2)	1:52.61	28.30s	28.35s
8	Seaside Sid	7	31.5m	9.6m (1)	11.0m (2)	1:52.94	28.33s	28.38s
10	Tennessee Kid	8	51.0m	21.8m (0)	21.6m (0)	1:54.33	28.23s	28.97s
6	Mydnight	9	51.4m	1.8m (1)	3.6m (1)	1:54.36	28.39s	30.21s

## Finish Position and metres gained

First Arrow shows distance gain/loss from 2nd Qtr to 3rd Qtr,  
Second Arrow shows distance gain/loss from 3rd Qtr to Finish  
Blue arrow indicates best gain in these quarters.



800

Visual positions in race at 2nd Quarter



400

Visual positions in race at 3rd Quarter



Powered by



Harness Analyser

Sectional Analysis Software

Not just form | Free Trial

[www.facebook.com/PJHarnessRacing](http://www.facebook.com/PJHarnessRacing)



RISE Digital, Harness Racing Australia nor the provider accepts any responsibility for the completeness or accuracy of any of the information contained herein, and makes no representations about its suitability for any particular purpose. Users should make their own judgements about those matters and/or seek independent advice. You assume all risks associated with use of data provided on this page

# Menangle Race 8 Distance 1609m

Saturday, 11 October 2025


Gross Time: 1:53.00 MileRate: 1:53.00 LeadTime: 0.00s First Qtr: 27.10s Second Qtr: 29.70s Third Qtr: 28.80s Fourth Qtr: 27.40s

DATA TABLE: 800 / 400 Posi's are position from leader and (how wide the horse was at that position)

No	Horse	Plc	Mar	800 Posi	400 Posi	Time	3rd Qtr	4th Qt
6	Raging Sea	1	0.0m	5.8m (1)	5.2m (1)	1:53.00	28.75s	27.05s
8	Titian Raider	2	1.1m	1.6m (1)	1.0m (1)	1:53.08	28.76s	27.41s
9	Promising	3	1.4m	18.4m (1)	18.6m (1)	1:53.10	28.78s	26.23s
10	Saint Crusader	4	4.0m	15.8m (0)	17.0m (0)	1:53.29	28.86s	26.51s
7	Vinke B	5	4.4m	14.0m (1)	14.4m (1)	1:53.32	28.81s	26.72s
2	Yukon Be Serious	6	5.1m	7.8m (0)	8.8m (0)	1:53.37	28.86s	27.15s
4	Maurlen Boy	7	5.5m	9.6m (1)	9.2m (1)	1:53.40	28.77s	27.15s
3	Shez Sweet Louise	8	8.4m	0.0m (0)	0.0m (0)	1:53.61	28.81s	27.97s
5	Paradise Point	9	8.9m	11.6m (0)	13.0m (0)	1:53.64	28.89s	27.12s
1	Destiny Stride	10	11.0m	3.8m (0)	4.4m (0)	1:53.79	28.85s	27.85s

## Finish Position and metres gained

First Arrow shows distance gain/loss from 2nd Qtr to 3rd Qtr, Second Arrow shows distance gain/loss from 3rd Qtr to Finish Blue arrow indicates best gain in these quarters.



800

Visual positions in race at 2nd Quarter



400

Visual positions in race at 3rd Quarter



# Menangle Race 9 Distance 1609m

Saturday, 11 October 2025

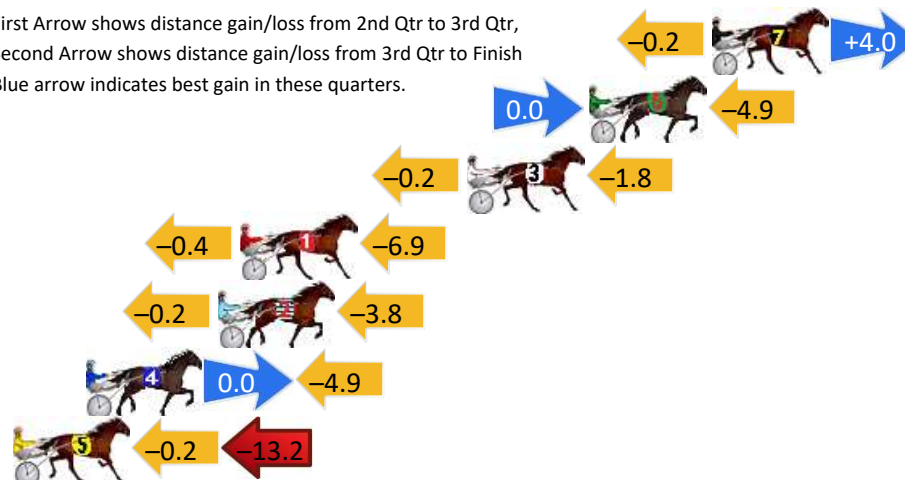
Gross Time: 1:52.90 MileRate: 1:52.90 LeadTime: 0.00s First Qtr: 26.80s Second Qtr: 30.30s Third Qtr: 29.80s Fourth Qtr: 26.00s

DATA TABLE: 800 / 400 Posi's are position from leader and (how wide the horse was at that position)

NoHorse	Plc	Mar	800 Posi	400 Posi	Time	3rd Qtr	4th Qt
7 Golly Gee Fellas	1	0.0m	3.8m (0)	4.0m (0)	1:52.90	29.79s	25.74s
6 Lux Aeterna	2	4.9m	0.0m (0)	0.0m (0)	1:53.24	29.82s	26.32s
3 Luvareshs	3	9.8m	7.8m (0)	8.0m (0)	1:53.57	29.82s	26.12s
1 Bettine	4	18.9m	11.6m (0)	12.0m (0)	1:54.20	29.86s	26.45s
2 Siren Sea	5	19.8m	15.8m (0)	16.0m (0)	1:54.26	29.83s	26.25s
4 Bolero	6	25.1m	20.2m (0)	20.2m (0)	1:54.62	29.82s	26.32s
5 Pencil Me In	7	37.8m	24.4m (0)	24.6m (0)	1:55.49	29.88s	26.85s

## Finish Position and metres gained

First Arrow shows distance gain/loss from 2nd Qtr to 3rd Qtr,  
Second Arrow shows distance gain/loss from 3rd Qtr to Finish  
Blue arrow indicates best gain in these quarters.



800

Visual positions in race at 2nd Quarter



400

Visual positions in race at 3rd Quarter



Powered by



Harness Analyser

Sectional Analysis Software

Not just form | Free Trial

[www.facebook.com/PJHarnessRacing](http://www.facebook.com/PJHarnessRacing)



RISE Digital, Harness Racing Australia nor the provider accepts any responsibility for the completeness or accuracy of any of the information contained herein, and makes no representations about its suitability for any particular purpose. Users should make their own judgements about those matters and/or seek independent advice. You assume all risks associated with use of data provided on this page

# Menangle Race 10 Distance 2300m

Saturday, 11 October 2025


Gross Time: 2:47.90 MileRate: 1:57.50 LeadTime: 49.80s First Qtr: 29.70s Second Qtr: 30.80s Third Qtr: 29.50s Fourth Qtr: 28.10s

DATA TABLE: 800 / 400 Posi's are position from leader and (how wide the horse was at that position)

NoHorse	Plc	Mar	800 Posi	400 Posi	Time	3rd Qtr	4th Qt
6 Familiar Tricks	1	0.0m	0.0m (0)	0.0m (0)	2:47.90	29.50s	28.10s
9 Speedy Lover	2	4.7m	15.6m (1)	13.2m (1)	2:48.25	29.31s	27.51s
3 Malibuu	3	7.6m	3.8m (0)	4.0m (0)	2:48.46	29.52s	28.35s
7 Sheetweb Weaver	4	11.3m	7.0m (1)	5.2m (1)	2:48.73	29.38s	28.53s
2 Jungle Eyes	5	12.4m	8.4m (0)	8.8m (0)	2:48.82	29.53s	28.35s
1 Affaire De Cover	6	16.4m	16.8m (0)	17.0m (0)	2:49.11	29.51s	28.06s
8 Courage Stride	7	16.8m	11.2m (1)	9.2m (1)	2:49.14	29.37s	28.63s
5 Sunny Gee	8	19.8m	12.6m (0)	13.0m (0)	2:49.36	29.54s	28.58s
4 Hot To Trot	9	143.5m	25.2m (0)	32.0m (0)	2:58.50	30.18s	35.89s

## Finish Position and metres gained

First Arrow shows distance gain/loss from 2nd Qtr to 3rd Qtr,  
Second Arrow shows distance gain/loss from 3rd Qtr to Finish  
Blue arrow indicates best gain in these quarters.



800

Visual positions in race at 2nd Quarter



400

Visual positions in race at 3rd Quarter



Powered by



Harness Analyser

Sectional Analysis Software

Not just form | Free Trial

[www.facebook.com/PJHarnessRacing](http://www.facebook.com/PJHarnessRacing)



RISE Digital, Harness Racing Australia nor the provider accepts any responsibility for the completeness or accuracy of any of the information contained herein, and makes no representations about its suitability for any particular purpose. Users should make their own judgements about those matters and/or seek independent advice. You assume all risks associated with use of data provided on this page