

West Wyalong Race 1 Distance 1740m

Sunday, 12 October 2025


Gross Time: 2:10.80 MileRate: 2:00.90 LeadTime: 8.40s First Qtr: 31.00s Second Qtr: 30.30s Third Qtr: 31.10s Fourth Qtr: 30.00s

DATA TABLE: 800 / 400 Posi's are position from leader and (how wide the horse was at that position)

No	Horse	Plc	Mar	800 Posi	400 Posi	Time	3rd Qtr	4th Qt
6	Shes Believable	1	0.0m	2.0m (1)	0.0m (1)	2:10.80	30.95s	30.00s
8	Caitriona	2	0.4m	11.0m (1)	4.8m (2)	2:10.83	30.62s	29.67s
3	Rockin Sweet	3	3.9m	0.0m (0)	0.6m (0)	2:11.11	31.15s	30.25s
4	One Stunin Melody	4	5.4m	15.2m (1)	10.4m (1)	2:11.22	30.73s	29.63s
10	Teneachway	5	9.9m	6.4m (1)	5.2m (1)	2:11.58	31.02s	30.35s
2	Floydy Boy	6	10.2m	4.2m (0)	5.4m (0)	2:11.60	31.20s	30.36s
5	Basils Blacksparra	7	27.8m	15.2m (0)	18.0m (1)	2:12.98	31.33s	30.73s
1	Fathersdaysurprise	8	34.3m	10.2m (0)	17.6m (0)	2:13.50	31.68s	31.25s

Finish Position and metres gained

First Arrow shows distance gain/loss from 2nd Qtr to 3rd Qtr,
Second Arrow shows distance gain/loss from 3rd Qtr to Finish
Blue arrow indicates best gain in these quarters.



800

Visual positions in race at 2nd Quarter



400

Visual positions in race at 3rd Quarter



Powered by



Harness Analyser

Sectional Analysis Software

Not just form | Free Trial

www.facebook.com/PJHarnessRacing



RISE Digital, Harness Racing Australia nor the provider accepts any responsibility for the completeness or accuracy of any of the information contained herein, and makes no representations about its suitability for any particular purpose. Users should make their own judgements about those matters and/or seek independent advice. You assume all risks associated with use of data provided on this page

West Wyalong Race 2 Distance 2140m

Sunday, 12 October 2025


Gross Time: 2:41.60 MileRate: 2:01.50 LeadTime: 38.50s First Qtr: 31.20s Second Qtr: 29.70s Third Qtr: 31.90s Fourth Qtr: 30.30s

DATA TABLE: 800 / 400 Posi's are position from leader and (how wide the horse was at that position)

No	Horse	Plc	Mar	800 Posi	400 Posi	Time	3rd Qtr	4th Qt
2	Sergeant Pee Jay	1	0.0m	12.4m (1)	0.0m (2)	2:41.60	30.94s	30.30s
5	Yankee Babe	2	15.1m	7.6m (1)	9.8m (1)	2:42.80	32.08s	30.70s
6	Braedie Wears Red	3	19.6m	16.4m (0)	14.4m (1)	2:43.15	31.76s	30.69s
3	Ready To Dream	4	20.5m	4.2m (0)	9.0m (0)	2:43.23	32.29s	31.17s
8	Belle Of Belmont	5	21.1m	16.4m (1)	6.4m (2)	2:43.27	31.16s	31.41s
10	Very Boutique	6	21.5m	20.6m (1)	12.0m (2)	2:43.31	31.25s	31.02s
7	Barkway Thomas	7	34.8m	12.2m (0)	17.2m (0)	2:44.36	32.32s	31.63s
1	Major Transparency	8	35.4m	8.4m (0)	13.0m (0)	2:44.41	32.30s	31.99s
11	Mudslinger Monty	9	71.1m	0.0m (0)	5.0m (0)	2:47.24	32.42s	35.28s
9	Lunar Witch	10	185.4m	2.2m (1)	4.8m (1)	2:56.31	32.46s	43.90s

Finish Position and metres gained

First Arrow shows distance gain/loss from 2nd Qtr to 3rd Qtr, Second Arrow shows distance gain/loss from 3rd Qtr to Finish
Blue arrow indicates best gain in these quarters.



800

Visual positions in race at 2nd Quarter



400

Visual positions in race at 3rd Quarter



Powered by



Harness Analyser

Sectional Analysis Software

Not just form | Free Trial

www.facebook.com/PJHarnessRacing



RISE Digital, Harness Racing Australia nor the provider accepts any responsibility for the completeness or accuracy of any of the information contained herein, and makes no representations about its suitability for any particular purpose. Users should make their own judgements about those matters and/or seek independent advice. You assume all risks associated with use of data provided on this page

West Wyalong Race 3 Distance 1740m

Sunday, 12 October 2025


Gross Time: 2:12.30 MileRate: 2:02.40 LeadTime: 9.00s First Qtr: 30.70s Second Qtr: 30.60s Third Qtr: 31.00s Fourth Qtr: 31.00s

DATA TABLE: 800 / 400 Posi's are position from leader and (how wide the horse was at that position)

No	Horse	Plc	Mar	800 Posi	400 Posi	Time	3rd Qtr	4th Qt
6	Flexi Bet	1	0.0m	20.6m (1)	12.8m (3)	2:12.30	30.40s	30.01s
3	Runpoprun	2	3.5m	12.0m (1)	13.6m (2)	2:12.58	31.12s	30.22s
5	Dead Eye Tiki	3	4.7m	0.0m (0)	0.0m (0)	2:12.68	31.00s	31.36s
2	Life Gets Better	4	12.6m	8.0m (0)	14.4m (1)	2:13.32	31.49s	30.86s
4	Stars Abroad	5	15.8m	8.0m (1)	9.6m (2)	2:13.58	31.12s	31.48s
8	Artimos	6	22.9m	20.0m (0)	23.4m (1)	2:14.16	31.26s	30.96s
7	Deadline	7	24.0m	13.6m (0)	18.6m (1)	2:14.25	31.39s	31.42s
10	Logan Reason	8	29.5m	3.0m (1)	7.8m (1)	2:14.69	31.37s	32.67s
1	Miami Surf	9	45.1m	4.0m (0)	11.2m (0)	2:15.96	31.55s	33.61s
9	Ernielovenboy	10	47.0m	16.2m (1)	17.8m (3)	2:16.11	31.12s	33.25s

Finish Position and metres gained

First Arrow shows distance gain/loss from 2nd Qtr to 3rd Qtr, Second Arrow shows distance gain/loss from 3rd Qtr to Finish
Blue arrow indicates best gain in these quarters.



800

Visual positions in race at 2nd Quarter



400

Visual positions in race at 3rd Quarter



Powered by



Harness Analyser

Sectional Analysis Software

Not just form | Free Trial

www.facebook.com/PJHarnessRacing



RISE Digital, Harness Racing Australia nor the provider accepts any responsibility for the completeness or accuracy of any of the information contained herein, and makes no representations about its suitability for any particular purpose. Users should make their own judgements about those matters and/or seek independent advice. You assume all risks associated with use of data provided on this page

West Wyalong Race 4 Distance 1740m

Sunday, 12 October 2025



Gross Time: 2:10.30 MileRate: 2:00.50 LeadTime: 8.70s First Qtr: 30.30s Second Qtr: 31.50s Third Qtr: 29.90s Fourth Qtr: 29.90s

DATA TABLE: 800 / 400 Posi's are position from leader and (how wide the horse was at that position)

No	Horse	Plc	Mar	800 Posi	400 Posi	Time	3rd Qtr	4th Qt
9	Jeremy Lou	1	0.0m	0.0m (0)	0.0m (0)	2:10.30	29.90s	29.90s
6	Shaken Sands	2	12.8m	5.2m (0)	6.8m (0)	2:11.30	30.02s	30.35s
5	Mittys Three Aces	3	19.8m	12.8m (1)	15.0m (1)	2:11.85	30.06s	30.26s
1	Bulli Belle	4	24.9m	10.0m (0)	17.6m (0)	2:12.25	30.46s	30.44s
7	Most Certain Micky	5	27.7m	14.2m (0)	21.8m (0)	2:12.47	30.46s	30.34s
10	Beau Brown	6	28.1m	26.2m (0)	31.2m (0)	2:12.50	30.27s	29.67s
4	Napoli Nights	7	29.0m	29.6m (1)	35.0m (1)	2:12.57	30.30s	29.45s
2	Whataboutbronson	8	29.0m	17.2m (1)	24.6m (1)	2:12.57	30.45s	30.23s
8	Blues Terror	9	33.1m	20.6m (0)	27.0m (0)	2:12.89	30.38s	30.35s
3	Nottadoubt	10	42.1m	23.8m (1)	30.8m (1)	2:13.60	30.42s	30.74s

Finish Position and metres gained

First Arrow shows distance gain/loss from 2nd Qtr to 3rd Qtr, Second Arrow shows distance gain/loss from 3rd Qtr to Finish
Blue arrow indicates best gain in these quarters.



West Wyalong Race 5 Distance 1740m

Sunday, 12 October 2025


Gross Time: 2:10.20 MileRate: 2:00.40 LeadTime: 8.40s First Qtr: 30.40s Second Qtr: 30.40s Third Qtr: 30.60s Fourth Qtr: 30.40s

DATA TABLE: 800 / 400 Posi's are position from leader and (how wide the horse was at that position)

No	Horse	Plc	Mar	800 Posi	400 Posi	Time	3rd Qtr	4th Qt
3	Shes Got A Reason	1	0.0m	0.0m (0)	0.0m (0)	2:10.20	30.60s	30.40s
2	Coop De Red	2	1.2m	15.4m (2)	4.2m (2)	2:10.30	29.75s	30.17s
9	Tapanga Miss	3	4.7m	8.2m (0)	8.2m (0)	2:10.57	30.60s	30.14s
1	Karina Sophie	4	5.5m	4.2m (0)	4.2m (0)	2:10.64	30.60s	30.50s
6	Onthadarkside	5	12.9m	19.6m (0)	13.6m (0)	2:11.23	30.14s	30.35s
8	Sugar Coat Me	6	13.2m	19.4m (2)	8.8m (2)	2:11.25	29.80s	30.73s
10	Backpaddockjack	7	14.4m	22.6m (1)	15.0m (2)	2:11.35	30.02s	30.35s
5	Sanders	8	17.5m	8.4m (1)	8.0m (1)	2:11.59	30.57s	31.12s
4	Jessie Lee	9	18.6m	3.2m (1)	3.8m (1)	2:11.68	30.65s	31.52s
7	Young Nelson	10	18.8m	12.4m (1)	13.4m (1)	2:11.70	30.68s	30.81s

Finish Position and metres gained

First Arrow shows distance gain/loss from 2nd Qtr to 3rd Qtr,
Second Arrow shows distance gain/loss from 3rd Qtr to Finish
Blue arrow indicates best gain in these quarters.



Visual positions in race at 2nd Quarter

800



Visual positions in race at 3rd Quarter

400



Powered by



Harness Analyser

Sectional Analysis Software

Not just form | Free Trial

www.facebook.com/PJHarnessRacing



RISE Digital, Harness Racing Australia nor the provider accepts any responsibility for the completeness or accuracy of any of the information contained herein, and makes no representations about its suitability for any particular purpose. Users should make their own judgements about those matters and/or seek independent advice. You assume all risks associated with use of data provided on this page

West Wyalong Race 6 Distance 1740m

Sunday, 12 October 2025


Gross Time: 2:10.80 MileRate: 2:01.00 LeadTime: 8.70s First Qtr: 30.80s Second Qtr: 31.20s Third Qtr: 30.00s Fourth Qtr: 30.10s

DATA TABLE: 800 / 400 Posi's are position from leader and (how wide the horse was at that position)

NoHorse	Plc	Mar	800 Posi	400 Posi	Time	3rd Qtr	4th Qt
5 Johnnys Blue	1	0.0m	6.6m (1)	7.0m (1)	2:10.80	30.03s	29.58s
8 Carmen On Bling	2	0.8m	10.8m (1)	6.6m (2)	2:10.86	29.69s	29.67s
1 Nirvana Prince	3	6.8m	0.0m (0)	0.0m (0)	2:11.34	30.00s	30.61s
4 Return Serve	4	7.3m	2.4m (1)	2.2m (1)	2:11.38	29.98s	30.48s
9 Somebodys Girl	5	8.8m	15.4m (2)	17.8m (2)	2:11.49	30.18s	29.43s
6 Alice On The Beach	6	10.2m	12.2m (0)	12.0m (1)	2:11.60	29.99s	29.97s
2 Betterthantheboyz	7	11.2m	4.0m (0)	4.4m (0)	2:11.68	30.03s	30.61s
7 Catch The Shark	8	12.2m	8.0m (0)	8.4m (0)	2:11.76	30.03s	30.38s
3 Keayang Alex	9	15.5m	16.4m (0)	17.6m (0)	2:12.02	30.09s	29.94s
10 Keayang Ladybug	10	17.0m	19.0m (1)	17.4m (1)	2:12.14	29.88s	30.07s


Finish Position and metres gained

First Arrow shows distance gain/loss from 2nd Qtr to 3rd Qtr, Second Arrow shows distance gain/loss from 3rd Qtr to Finish
Blue arrow indicates best gain in these quarters.



800

Visual positions in race at 2nd Quarter



400

Visual positions in race at 3rd Quarter

West Wyalong Race 7 Distance 1740m

Sunday, 12 October 2025


Gross Time: 2:08.80 MileRate: 1:59.20 LeadTime: 8.50s First Qtr: 29.70s Second Qtr: 31.00s Third Qtr: 30.10s Fourth Qtr: 29.50s

DATA TABLE: 800 / 400 Posi's are position from leader and (how wide the horse was at that position)

No	Horse	Plc	Mar	800 Posi	400 Posi	Time	3rd Qtr	4th Qt
8	Orama	1	0.0m	1.4m (1)	1.2m (1)	2:08.80	30.08s	29.41s
2	Alwaysatthebeach	2	0.6m	0.0m (0)	0.0m (0)	2:08.85	30.10s	29.54s
5	Burrabadine Bullet	3	9.7m	4.0m (0)	4.0m (0)	2:09.55	30.10s	29.92s
4	Tulhurst Elvis	4	13.3m	6.2m (1)	5.6m (1)	2:09.83	30.06s	30.06s
3	Pirani Princess	5	13.4m	16.0m (1)	13.2m (2)	2:09.84	29.89s	29.51s
6	Sergeant Stringer	6	15.6m	18.4m (0)	17.4m (2)	2:10.01	30.02s	29.37s
1	Western Bill	7	16.2m	8.4m (0)	9.0m (0)	2:10.05	30.15s	30.03s
7	Keayang Domino	8	21.1m	13.2m (0)	13.4m (0)	2:10.43	30.12s	30.06s
9	Full Of Spice	9	24.1m	22.6m (0)	19.0m (0)	2:10.66	29.84s	29.87s
10	Illustration	10	33.0m	11.6m (1)	11.2m (1)	2:11.35	30.09s	31.10s

Finish Position and metres gained

First Arrow shows distance gain/loss from 2nd Qtr to 3rd Qtr,
Second Arrow shows distance gain/loss from 3rd Qtr to Finish
Blue arrow indicates best gain in these quarters.



800

Visual positions in race at 2nd Quarter



400

Visual positions in race at 3rd Quarter



Powered by



Harness Analyser

Sectional Analysis Software

Not just form | Free Trial

www.facebook.com/PJHarnessRacing



RISE Digital, Harness Racing Australia nor the provider accepts any responsibility for the completeness or accuracy of any of the information contained herein, and makes no representations about its suitability for any particular purpose. Users should make their own judgements about those matters and/or seek independent advice. You assume all risks associated with use of data provided on this page

West Wyalong Race 8 Distance 1740m

Sunday, 12 October 2025


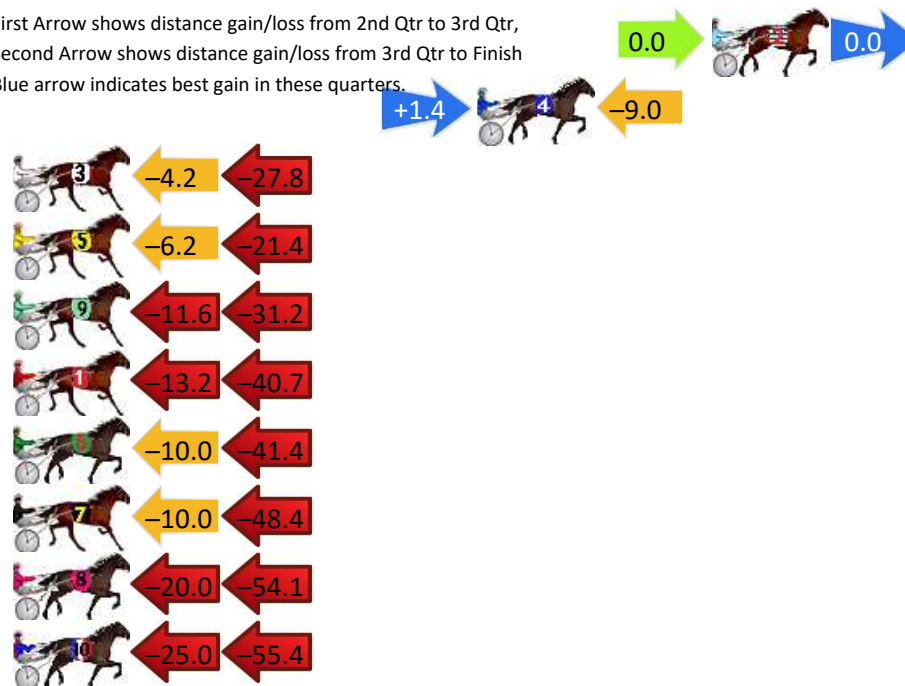
Gross Time: 2:07.00 MileRate: 1:57.50 LeadTime: 8.70s First Qtr: 30.50s Second Qtr: 29.70s Third Qtr: 29.00s Fourth Qtr: 29.10s

DATA TABLE: 800 / 400 Posi's are position from leader and (how wide the horse was at that position)

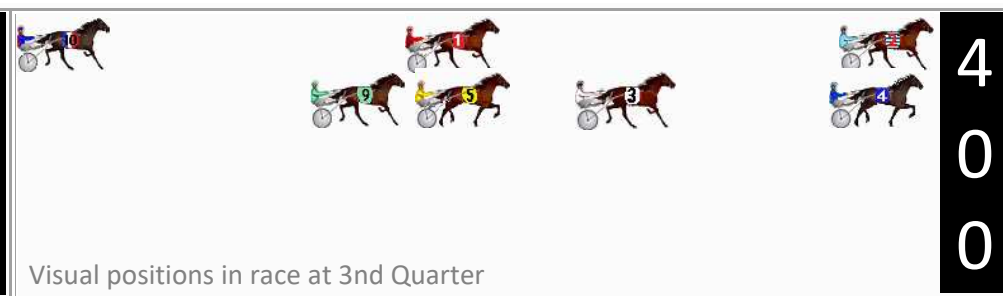
No	Horse	Plc	Mar	800 Posi	400 Posi	Time	3rd Qtr	4th Qt
2	Warrawee Flyer	1	0.0m	0.0m (0)	0.0m (0)	2:07.00	29.00s	29.10s
4	Betting Ranger	2	9.4m	1.8m (1)	0.4m (1)	2:07.72	28.90s	29.75s
3	Jiliby Saffron	3	38.4m	6.4m (1)	10.6m (1)	2:09.93	29.30s	31.11s
5	Ava Leanne	4	38.4m	10.8m (1)	17.0m (1)	2:09.93	29.45s	30.65s
9	Geoffrey Bee	5	52.4m	9.6m (0)	21.2m (1)	2:11.00	29.83s	31.36s
1	Diamond Bikini	6	58.1m	4.2m (0)	17.4m (0)	2:11.44	29.95s	32.04s
6	Maginot Line	7	83.4m	32.0m (0)	42.0m (0)	2:13.37	29.72s	32.10s
7	McLean	8	94.4m	36.0m (0)	46.0m (0)	2:14.21	29.72s	32.60s
8	Just Rock Me Lou	9	139.1m	65.0m (0)	85.0m (0)	2:17.62	30.44s	33.01s
10	Bolanalong	10	165.4m	85.0m (0)	110.0m (0)	2:19.63	30.80s	33.11s

Finish Position and metres gained

First Arrow shows distance gain/loss from 2nd Qtr to 3rd Qtr,
Second Arrow shows distance gain/loss from 3rd Qtr to Finish
Blue arrow indicates best gain in these quarters.



Visual positions in race at 2nd Quarter



Visual positions in race at 3rd Quarter