

Canberra Race 1 Distance 1770m

Sunday, 30 November 2025

Gross Time: 2:12.90

MileRate: 2:00.90

LeadTime: 10.90s

First Qtr: 30.80s

Second Qtr: 30.90s

Third Qtr: 30.20s

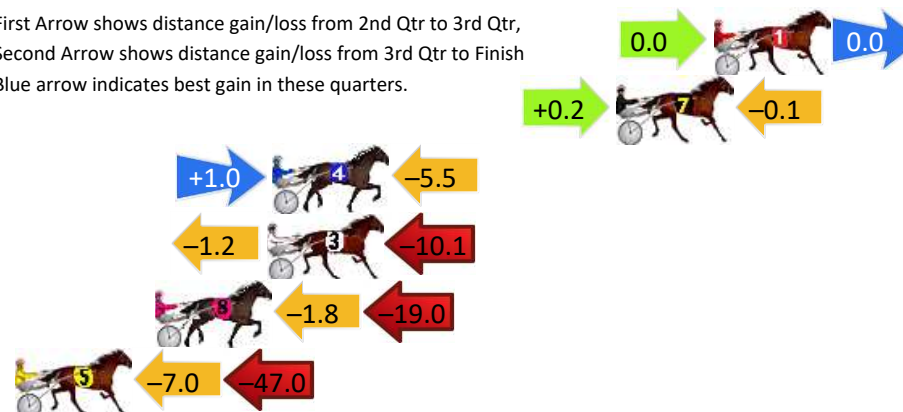
Fourth Qtr: 30.10s

DATA TABLE: 800 / 400 Posi's are position from leader and (how wide the horse was at that position)

NoHorse	Plc	Mar	800 Posi	400 Posi	Time	3rd Qtr	4th Qt
1 NEED SOME TIME	1	0.0m	0.0m (0)	0.0m (0)	2:12.90	30.20s	30.10s
7 MACHX THE STRANGER	2	3.9m	4.0m (0)	3.8m (0)	2:13.21	30.19s	30.11s
4 BELLE ALCHERA	3	17.7m	13.2m (1)	12.2m (1)	2:14.30	30.13s	30.51s
3 MISS TAPDANCE	4	17.9m	6.6m (1)	7.8m (1)	2:14.31	30.29s	30.86s
8 IM NO STRANGER	5	22.4m	1.6m (1)	3.4m (1)	2:14.67	30.34s	31.52s
5 BARA AUBREY	6	66.2m	12.2m (0)	19.2m (0)	2:18.12	30.73s	33.62s

Finish Position and metres gained

First Arrow shows distance gain/loss from 2nd Qtr to 3rd Qtr,
Second Arrow shows distance gain/loss from 3rd Qtr to Finish
Blue arrow indicates best gain in these quarters.



800

Visual positions in race at 2nd Quarter



400

Visual positions in race at 3rd Quarter



Powered by



Harness Analyser

Sectional Analysis Software

Not just form | Free Trial

www.facebook.com/PJHarnessRacing



RISE Digital, Harness Racing Australia nor the provider accepts any responsibility for the completeness or accuracy of any of the information contained herein, and makes no representations about its suitability for any particular purpose. Users should make their own judgements about those matters and/or seek independent advice. You assume all risks associated with use of data provided on this page

Canberra Race 2 Distance 1770m

Sunday, 30 November 2025

Gross Time: 2:11.80

MileRate: 1:59.90

LeadTime: 11.30s

First Qtr: 28.40s

Second Qtr: 30.70s

Third Qtr: 30.60s


Fourth Qtr: 30.80s

DATA TABLE: 800 / 400 Posi's are position from leader and (how wide the horse was at that position)

NoHorse	Plc	Mar	800 Posi	400 Posi	Time	3rd Qtr	4th Qt
2 MOVINTOHELLANDBACK	1	0.0m	11.2m (0)	2.6m (2)	2:11.80	29.94s	30.60s
9 JAKRYAN	2	24.6m	15.0m (0)	8.8m (1)	2:13.78	30.12s	32.01s
1 TENEACHWAY	3	25.3m	0.0m (1)	0.6m (1)	2:13.84	30.64s	32.69s
3 ANGELIC ATTITUDE	4	29.9m	0.8m (0)	0.0m (0)	2:14.21	30.53s	33.09s
8 SASSY MIA	5	44.7m	14.4m (1)	23.2m (0)	2:15.40	31.27s	32.45s
4 ROCK WHAT YOU ARE	6	64.0m	6.8m (0)	9.4m (0)	2:16.96	30.78s	34.98s
5 BULL SHARK	7	64.3m	19.2m (0)	16.4m (1)	2:16.98	30.37s	34.47s
6 JAY CEE MAXWELL	8	99.5m	18.6m (1)	8.0m (2)	2:19.82	29.77s	37.81s
7 KOZACZYNSKI	9	180.2m	10.2m (1)	33.4m (0)	2:26.32	32.33s	42.04s


Finish Position and metres gained

First Arrow shows distance gain/loss from 2nd Qtr to 3rd Qtr,
Second Arrow shows distance gain/loss from 3rd Qtr to Finish
Blue arrow indicates how gain in these quarters.



800

Visual positions in race at 2nd Quarter



400

Visual positions in race at 3rd Quarter



Powered by



Harness Analyser

Sectional Analysis Software

Not just form | Free Trial

www.facebook.com/PJHarnessRacing



RISE Digital, Harness Racing Australia nor the provider accepts any responsibility for the completeness or accuracy of any of the information contained herein, and makes no representations about its suitability for any particular purpose. Users should make their own judgements about those matters and/or seek independent advice. You assume all risks associated with use of data provided on this page

Canberra Race 3 Distance 1770m

Sunday, 30 November 2025

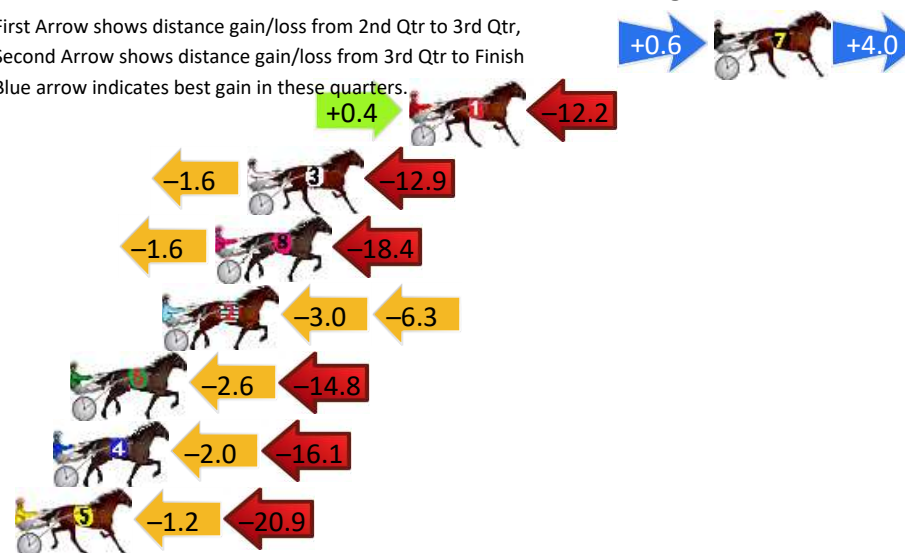
Gross Time: 2:11.00 MileRate: 1:59.10 LeadTime: 11.10s First Qtr: 30.30s Second Qtr: 29.60s Third Qtr: 29.70s Fourth Qtr: 30.30s

DATA TABLE: 800 / 400 Posi's are position from leader and (how wide the horse was at that position)

NoHorse	Plc	Mar	800 Posi	400 Posi	Time	3rd Qtr	4th Qt
7 MISTER WELLS	1	0.0m	4.6m (0)	4.0m (0)	2:11.00	29.66s	30.00s
1 LUNAR WITCH	2	12.2m	0.4m (0)	0.0m (0)	2:11.97	29.66s	31.22s
3 IDEAL ANDY	3	18.7m	4.2m (1)	5.8m (1)	2:12.48	29.81s	31.27s
8 BOUND FOR TROUBLE	4	20.0m	0.0m (1)	1.6m (1)	2:12.59	29.81s	31.69s
2 JILLIBY MOON	5	22.1m	12.8m (0)	15.8m (0)	2:12.75	29.92s	30.77s
6 SYNCOPATED SHUFFLE	6	25.8m	8.4m (0)	11.0m (0)	2:13.05	29.88s	31.41s
4 ILEANA	7	26.5m	8.4m (1)	10.4m (1)	2:13.10	29.84s	31.51s
5 SYENITE	8	36.1m	14.0m (1)	15.2m (1)	2:13.86	29.77s	31.87s

Finish Position and metres gained

First Arrow shows distance gain/loss from 2nd Qtr to 3rd Qtr, Second Arrow shows distance gain/loss from 3rd Qtr to Finish
Blue arrow indicates best gain in these quarters.



800

Visual positions in race at 2nd Quarter



400

Visual positions in race at 3rd Quarter



Powered by



Harness Analyser

Sectional Analysis Software

Not just form | Free Trial

www.facebook.com/PJHarnessRacing



RISE Digital, Harness Racing Australia nor the provider accepts any responsibility for the completeness or accuracy of any of the information contained herein, and makes no representations about its suitability for any particular purpose. Users should make their own judgements about those matters and/or seek independent advice. You assume all risks associated with use of data provided on this page

Canberra Race 4 Distance 1770m

Sunday, 30 November 2025




Gross Time: 2:12.80 MileRate: 2:00.70 LeadTime: 11.00s First Qtr: 30.10s Second Qtr: 30.80s Third Qtr: 30.50s Fourth Qtr: 30.40s

DATA TABLE: 800 / 400 Posi's are position from leader and (how wide the horse was at that position)

No	Horse	Plc	Mar	800 Posi	400 Posi	Time	3rd Qtr	4th Qt
3	MICTON MOUSE	1	0.0m	0.6m (1)	0.0m (1)	2:12.80	30.45s	30.40s
2	SPORTS LINER	2	3.4m	5.2m (1)	2.6m (2)	2:13.07	30.30s	30.46s
5	CAPITALLEE	3	5.4m	18.0m (1)	11.6m (1)	2:13.23	30.01s	29.93s
9	ALISKI	4	5.7m	8.2m (0)	7.8m (0)	2:13.25	30.47s	30.24s
1	LOYOLA GOLF	5	7.4m	0.0m (0)	0.2m (0)	2:13.39	30.52s	30.94s
7	ELLAVA PACER	6	8.6m	4.0m (0)	4.6m (1)	2:13.48	30.55s	30.70s
4	TUFFASOLDBOOTS	7	8.8m	12.4m (0)	12.0m (0)	2:13.50	30.47s	30.16s
8	SHAKEN SANDS	8	15.8m	9.2m (1)	8.4m (2)	2:14.06	30.44s	30.96s
6	ARMA THE GREAT	9	19.2m	16.4m (0)	18.0m (0)	2:14.33	30.62s	30.49s
10	VALENTINI	10	22.6m	33.0m (0)	25.0m (0)	2:14.60	29.89s	30.22s

Finish Position and metres gained

First Arrow shows distance gain/loss from 2nd Qtr to 3rd Qtr,
Second Arrow shows distance gain/loss from 3rd Qtr to Finish
Blue arrow indicates best gain in these quarters.



Canberra Race 5 Distance 1770m

Sunday, 30 November 2025


Gross Time: 2:13.40 MileRate: 2:01.30 LeadTime: 11.30s First Qtr: 31.10s Second Qtr: 32.20s Third Qtr: 29.30s Fourth Qtr: 29.50s

DATA TABLE: 800 / 400 Posi's are position from leader and (how wide the horse was at that position)

NoHorse	Plc	Mar	800 Posi	400 Posi	Time	3rd Qtr	4th Qt
7 OUR ULTIMATE BONNY	1	0.0m	4.0m (0)	4.0m (0)	2:13.40	29.30s	29.21s
8 PENCIL ME IN	2	2.0m	11.2m (1)	8.0m (2)	2:13.55	29.07s	29.06s
1 NIFTY AMBITION	3	8.6m	0.0m (0)	0.0m (0)	2:14.07	29.30s	30.13s
5 LETSGO MATILDA	4	9.5m	19.4m (1)	17.2m (2)	2:14.13	29.14s	28.94s
9 MEGS MONARO	5	10.3m	15.2m (1)	13.0m (2)	2:14.20	29.14s	29.30s
3 OAK RIDGE	6	12.2m	2.8m (1)	3.2m (1)	2:14.34	29.33s	30.16s
10 PADDY MACH	7	14.8m	8.2m (0)	10.0m (0)	2:14.54	29.43s	29.85s
4 FLEXI BET	8	16.4m	16.4m (0)	18.4m (0)	2:14.67	29.45s	29.35s
2 CHOCOLATE DELIGHT	9	23.1m	7.2m (1)	8.4m (1)	2:15.19	29.38s	30.58s
6 WEENEEDDREAMS	10	23.8m	12.2m (0)	13.6m (1)	2:15.24	29.40s	30.25s

Finish Position and metres gained

First Arrow shows distance gain/loss from 2nd Qtr to 3rd Qtr,
Second Arrow shows distance gain/loss from 3rd Qtr to Finish
Blue arrow indicates best gain in these quarters.



800

Visual positions in race at 2nd Quarter



400

Visual positions in race at 3rd Quarter



Powered by



Harness Analyser

Sectional Analysis Software

Not just form | Free Trial

www.facebook.com/PJHarnessRacing



RISE Digital, Harness Racing Australia nor the provider accepts any responsibility for the completeness or accuracy of any of the information contained herein, and makes no representations about its suitability for any particular purpose. Users should make their own judgements about those matters and/or seek independent advice. You assume all risks associated with use of data provided on this page

Canberra Race 6 Distance 1770m

Sunday, 30 November 2025

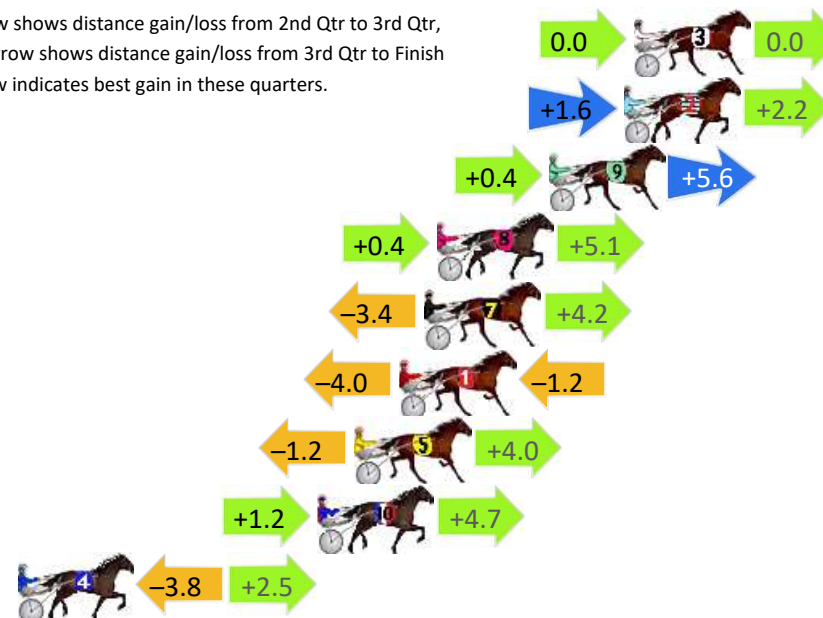
Gross Time: 2:14.20 MileRate: 2:02.00 LeadTime: 11.20s First Qtr: 32.10s Second Qtr: 32.20s Third Qtr: 29.00s Fourth Qtr: 29.70s

DATA TABLE: 800 / 400 Posi's are position from leader and (how wide the horse was at that position)

NoHorse	Plc	Mar	800 Posi	400 Posi	Time	3rd Qtr	4th Qt
3 DEEWHY	1	0.0m	0.0m (0)	0.0m (0)	2:14.20	29.00s	29.70s
2 BONJORGE	2	0.4m	4.2m (1)	2.6m (1)	2:14.23	28.89s	29.54s
9 MISS ARDLETHAN	3	3.4m	9.4m (1)	9.0m (1)	2:14.46	28.98s	29.29s
8 MODERN SHEEN	4	7.9m	13.4m (1)	13.0m (2)	2:14.81	28.98s	29.32s
7 PLAYING FOR KEEPS	5	8.4m	9.2m (0)	12.6m (0)	2:14.85	29.25s	29.39s
1 MAJOR HUSS	6	9.4m	4.2m (0)	8.2m (0)	2:14.93	29.29s	29.79s
5 NIFTY SCHOOBEE	7	11.2m	14.0m (0)	15.2m (1)	2:15.07	29.09s	29.40s
10 LINE ME UP BRO	8	12.7m	18.6m (1)	17.4m (2)	2:15.19	28.92s	29.35s
4 MARIANNA BROMAC	9	24.7m	23.4m (0)	27.2m (0)	2:16.12	29.28s	29.52s

Finish Position and metres gained

First Arrow shows distance gain/loss from 2nd Qtr to 3rd Qtr,
Second Arrow shows distance gain/loss from 3rd Qtr to Finish
Blue arrow indicates best gain in these quarters.



800

Visual positions in race at 2nd Quarter



400

Visual positions in race at 3rd Quarter



Canberra Race 7 Distance 2170m

Sunday, 30 November 2025


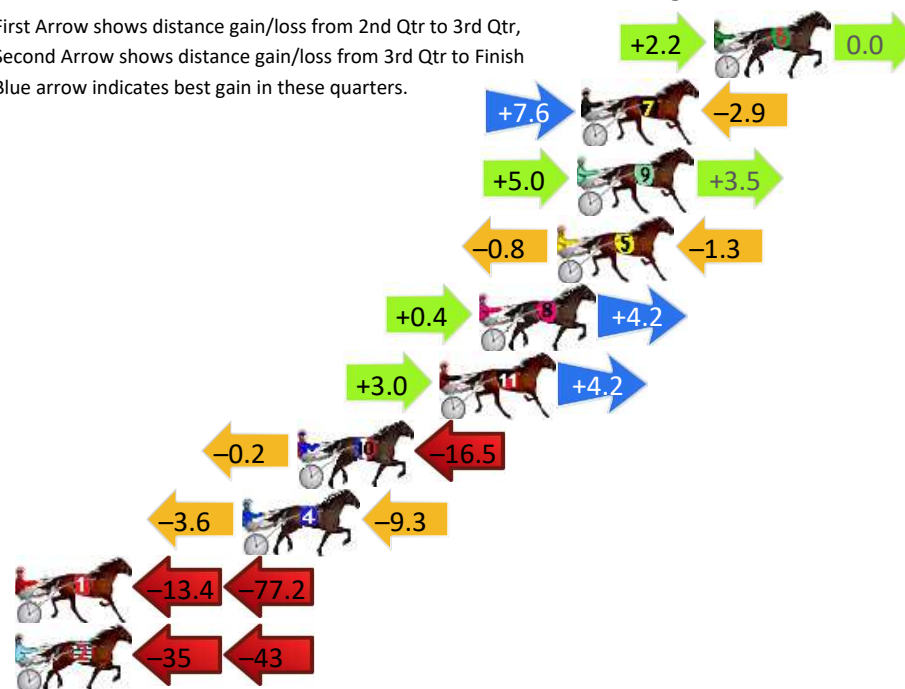
Gross Time: 2:42.00 MileRate: 2:00.10 LeadTime: 38.80s First Qtr: 32.10s Second Qtr: 30.90s Third Qtr: 30.00s Fourth Qtr: 30.20s

DATA TABLE: 800 / 400 Posi's are position from leader and (how wide the horse was at that position)

No	Horse	Plc	Mar	800 Posi	400 Posi	Time	3rd Qtr	4th Qt
6	KIMCANDO	1	0.0m	2.2m (1)	0.0m (1)	2:42.00	29.84s	30.20s
7	FLIPTOP BOTTLESHOP	2	5.3m	10.0m (1)	2.4m (2)	2:42.42	29.43s	30.42s
9	KICKATINALONGPONY	3	5.5m	14.0m (1)	9.0m (2)	2:42.43	29.63s	29.94s
5	FLYING COLOURS	4	6.3m	4.2m (0)	5.0m (0)	2:42.50	30.06s	30.30s
8	ARK ALERT	5	9.4m	14.0m (0)	13.6m (0)	2:42.74	29.97s	29.88s
11	SIX AGAIN	6	11.0m	18.2m (1)	15.2m (1)	2:42.87	29.78s	29.88s
10	WAVES OF CHANCE	7	16.7m	0.0m (0)	0.2m (0)	2:43.32	30.01s	31.44s
4	THE TALK	8	18.9m	6.0m (1)	9.6m (1)	2:43.49	30.27s	30.90s
1	DONNIE MAC	9	99.8m	9.2m (0)	22.6m (0)	2:49.89	30.98s	36.00s
2	FRESH PRINCE	10	152.2m	75.0m (0)	110.0m (0)	2:54.04	32.61s	33.37s

Finish Position and metres gained

First Arrow shows distance gain/loss from 2nd Qtr to 3rd Qtr, Second Arrow shows distance gain/loss from 3rd Qtr to Finish
Blue arrow indicates best gain in these quarters.



Canberra Race 8 Distance 1770m

Sunday, 30 November 2025

Gross Time: 2:09.80

MileRate: 1:58.00

LeadTime: 10.90s

First Qtr: 28.80s

Second Qtr: 30.30s

Third Qtr: 30.00s

Fourth Qtr: 29.80s

DATA TABLE: 800 / 400 Posi's are position from leader and (how wide the horse was at that position)

No	Horse	Plc	Mar	800 Posi	400 Posi	Time	3rd Qtr	4th Qt
3	MARYVILLE ALFIE	1	0.0m	0.0m (1)	0.0m (0)	2:09.80	30.00s	29.80s
9	EYEDIDNTLOSEIT	2	2.4m	12.1m (1)	8.1m (2)	2:09.99	29.70s	29.39s
1	COOGEE	3	20.3m	4.7m (0)	9.7m (0)	2:11.39	30.37s	30.67s
4	MUSCLE TOWN	4	27.3m	4.3m (1)	8.8m (1)	2:11.93	30.33s	31.28s
8	TITIWHA	5	38.8m	8.3m (1)	18.6m (2)	2:12.83	30.76s	31.45s
6	CANT HEAR YOU	6	44.3m	16.4m (1)	26.1m (1)	2:13.26	30.72s	31.32s
5	CHRISSY EVE	7	46.3m	13.0m (0)	20.1m (1)	2:13.42	30.52s	31.93s
7	LESSISMORE	8	52.2m	8.7m (0)	13.7m (1)	2:13.88	30.37s	32.86s
10	TROUBLE IN HEAVEN	9	101.8m	55.7m (0)	67.8m (0)	2:17.75	30.89s	32.71s
2	CAPTAIN DEEJAY	10	104.5m	0.7m (0)	18.6m (0)	2:17.96	31.33s	36.58s

Finish Position and metres gained

First Arrow shows distance gain/loss from 2nd Qtr to 3rd Qtr,
Second Arrow shows distance gain/loss from 3rd Qtr to Finish
Blue arrow indicates best gain in these quarters.

