

# Menangle Race 1 Distance 1609m

Monday, 1 December 2025




Gross Time: 1:56.40 MileRate: 1:56.40 LeadTime: 0.00s First Qtr: 28.70s Second Qtr: 30.20s Third Qtr: 28.70s Fourth Qtr: 28.80s

DATA TABLE: 800 / 400 Posi's are position from leader and (how wide the horse was at that position)

No	Horse	Plc	Mar	800 Posi	400 Posi	Time	3rd Qtr	4th Qt
9	YOUR MAJESTY	1	0.0m	7.4m (1)	4.1m (1)	1:56.40	28.47s	28.51s
10	WE CAN HAVE IT ALL	2	3.8m	12.2m (1)	8.0m (1)	1:56.69	28.41s	28.51s
1	COLTRANE	3	6.4m	16.9m (1)	12.0m (1)	1:56.88	28.35s	28.43s
2	JINAN	4	7.2m	12.3m (0)	13.2m (0)	1:56.94	28.76s	28.40s
8	AFFAIRE DE COVER	5	10.8m	2.6m (1)	0.2m (1)	1:57.22	28.53s	29.60s
5	DOLLYS LAW	6	11.8m	0.0m (0)	0.0m (0)	1:57.29	28.70s	29.69s
7	RIOTERRA	7	16.8m	3.9m (0)	5.0m (0)	1:57.67	28.78s	29.71s
6	SPEEDING SPIRIT	8	29.0m	8.1m (0)	9.2m (0)	1:58.59	28.78s	30.33s
3	JACKIES GIFT	9	73.5m	44.3m (0)	40.3m (0)	2:01.96	28.42s	31.48s
4	EWING	10	132.3m	76.0m (0)	85.9m (0)	2:06.40	29.42s	32.66s

## Finish Position and metres gained

First Arrow shows distance gain/loss from 2nd Qtr to 3rd Qtr,  
Second Arrow shows distance gain/loss from 3rd Qtr to Finish  
Blue arrow indicates best gain in these quarters.



# Menangle Race 2 Distance 1609m

Monday, 1 December 2025



Gross Time: 1:57.40 MileRate: 1:57.40 LeadTime: 0.00s First Qtr: 28.90s Second Qtr: 30.70s Third Qtr: 29.30s Fourth Qtr: 28.60s

DATA TABLE: 800 / 400 Posi's are position from leader and (how wide the horse was at that position)

No	Horse	Plc	Mar	800 Posi	400 Posi	Time	3rd Qtr	4th Qt
2	ORIA	1	0.0m	0.0m (0)	0.0m (0)	1:57.40	29.30s	28.60s
6	ITZFERGIETIME	2	0.4m	16.0m (1)	8.0m (1)	1:57.43	28.71s	28.06s
7	GUNNER	3	2.9m	18.1m (0)	11.6m (1)	1:57.62	28.81s	27.98s
4	THEBESTBOURBON	4	11.3m	5.0m (0)	4.5m (0)	1:58.25	29.26s	29.13s
10	VALLEY STAR	5	12.8m	13.7m (0)	13.9m (0)	1:58.36	29.30s	28.56s
3	CHIEF RUNNINGCLOUD	6	13.6m	9.3m (0)	9.5m (0)	1:58.42	29.30s	28.94s
9	SHOULD BEABARCA	7	15.3m	11.7m (1)	3.5m (1)	1:58.55	28.71s	29.50s
5	HES A HAMMER	8	31.1m	31.9m (0)	29.5m (0)	1:59.74	29.10s	28.82s
8	LAST CLANSMAN	9	99.4m	57.7m (0)	65.0m (0)	2:04.86	29.78s	31.38s
1	BERTINELLI	10	141.3m	81.0m (0)	92.8m (0)	2:08.01	30.08s	32.53s

## Finish Position and metres gained

First Arrow shows distance gain/loss from 2nd Qtr to 3rd Qtr,  
Second Arrow shows distance gain/loss from 3rd Qtr to Finish  
Blue arrow indicates best gain in these quarters.



Visual positions in race at 2nd Quarter



Visual positions in race at 3rd Quarter

# Menangle Race 3 Distance 1609m

Monday, 1 December 2025

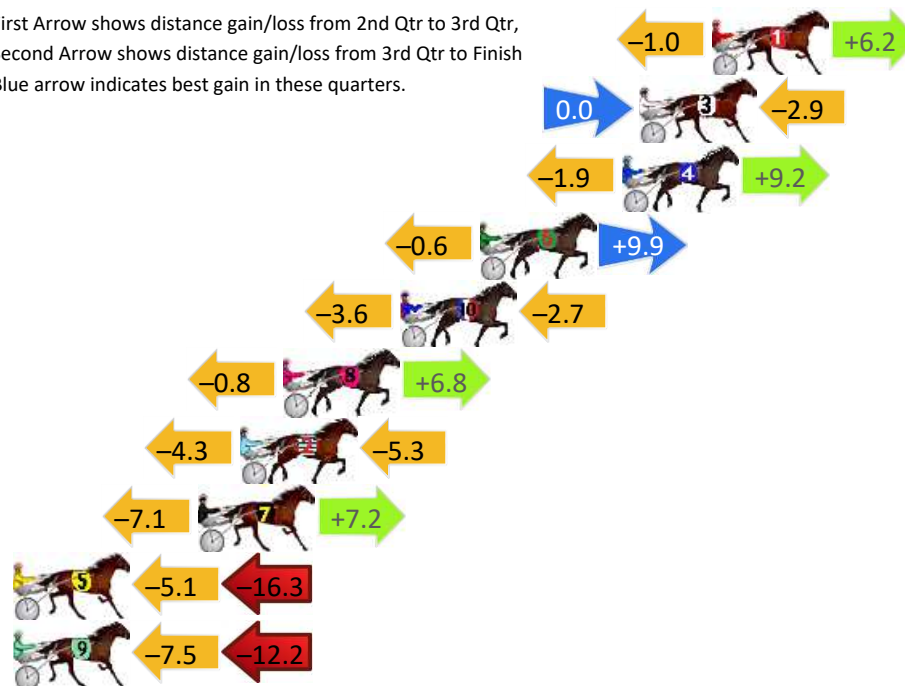
Gross Time: 1:53.20 MileRate: 1:53.20 LeadTime: 0.00s First Qtr: 27.30s Second Qtr: 29.00s Third Qtr: 27.70s Fourth Qtr: 29.20s

DATA TABLE: 800 / 400 Posi's are position from leader and (how wide the horse was at that position)

No	Horse	Plc	Mar	800 Posi	400 Posi	Time	3rd Qtr	4th Qt
1	KISS ME MINI	1	0.0m	5.2m (0)	6.2m (0)	1:53.20	27.78s	28.76s
3	FLIGHT LOUTENANT	2	2.9m	0.0m (0)	0.0m (0)	1:53.42	27.70s	29.42s
4	COMPLETE STRANGER	3	3.6m	10.9m (1)	12.8m (2)	1:53.48	27.86s	28.57s
6	MICKEY BE NIMBLE	4	9.3m	18.6m (0)	19.2m (1)	1:53.91	27.77s	28.56s
10	NEED FOUR SPEED	5	12.5m	6.2m (1)	9.8m (1)	1:54.16	27.97s	29.46s
8	HESAA LISTER	6	17.2m	23.2m (0)	24.0m (1)	1:54.52	27.79s	28.82s
2	ELLY LOU	7	18.9m	9.3m (0)	13.6m (0)	1:54.65	28.02s	29.69s
7	TRISTAR FOR CHRIS	8	20.6m	20.7m (1)	27.8m (3)	1:54.78	28.23s	28.82s
5	NEED ME SOME SUGAR	9	35.4m	14.0m (0)	19.1m (2)	1:55.91	28.09s	30.56s
9	SPECIALIZE LOU	10	36.4m	16.7m (1)	24.2m (2)	1:55.99	28.26s	30.28s

## Finish Position and metres gained

First Arrow shows distance gain/loss from 2nd Qtr to 3rd Qtr, Second Arrow shows distance gain/loss from 3rd Qtr to Finish Blue arrow indicates best gain in these quarters.



800

Visual positions in race at 2nd Quarter



400

Visual positions in race at 3rd Quarter

# Menangle Race 4 Distance 1609m

Monday, 1 December 2025


Gross Time: 1:54.60 MileRate: 1:54.60 LeadTime: 0.00s First Qtr: 27.40s Second Qtr: 30.10s Third Qtr: 28.60s Fourth Qtr: 28.50s

DATA TABLE: 800 / 400 Posi's are position from leader and (how wide the horse was at that position)

No	Horse	Plc	Mar	800 Posi	400 Posi	Time	3rd Qtr	4th Qt
10	WATCH ME REACT	1	0.0m	17.0m (1)	15.1m (2)	1:54.60	28.46s	27.43s
3	OURSURFINSAFARI	2	0.4m	4.6m (1)	0.8m (1)	1:54.63	28.33s	28.48s
8	BENTLY BULLET	3	0.4m	12.8m (1)	10.1m (1)	1:54.63	28.41s	27.82s
2	WHAT FOR	4	1.9m	9.3m (0)	8.5m (0)	1:54.74	28.54s	28.04s
6	ROGERVALERIO LOMBO	5	2.8m	8.6m (1)	5.0m (1)	1:54.81	28.35s	28.36s
7	CLASSICMAJOR	6	8.8m	13.8m (0)	12.7m (0)	1:55.26	28.52s	28.26s
9	HALLOWEEN	7	9.0m	18.0m (0)	18.0m (1)	1:55.27	28.59s	27.90s
5	DANCING WITH MY EX	8	11.2m	0.0m (0)	0.0m (0)	1:55.44	28.60s	29.34s
4	FINANCIALLY STABLE	9	11.6m	5.4m (0)	4.5m (0)	1:55.47	28.54s	29.05s
1	PLATINUMS BOY	10	51.1m	21.5m (1)	21.9m (1)	1:58.42	28.63s	30.77s

## Finish Position and metres gained

First Arrow shows distance gain/loss from 2nd Qtr to 3rd Qtr, Second Arrow shows distance gain/loss from 3rd Qtr to Finish Blue arrow indicates best gain in these quarters.



Visual positions in race at 2nd Quarter

800



Visual positions in race at 3rd Quarter

400



Powered by



Harness Analyser

Sectional Analysis Software

Not just form | Free Trial

www.facebook.com/PJHarnessRacing



RISE Digital, Harness Racing Australia nor the provider accepts any responsibility for the completeness or accuracy of any of the information contained herein, and makes no representations about its suitability for any particular purpose. Users should make their own judgements about those matters and/or seek independent advice. You assume all risks associated with use of data provided on this page



# Menangle Race 5 Distance 1609m

Monday, 1 December 2025


Gross Time: 1:53.30 MileRate: 1:53.30 LeadTime: 0.00s First Qtr: 26.90s Second Qtr: 30.20s Third Qtr: 28.40s Fourth Qtr: 27.80s

DATA TABLE: 800 / 400 Posi's are position from leader and (how wide the horse was at that position)

No	Horse	Plc	Mar	800 Posi	400 Posi	Time	3rd Qtr	4th Qt
10	HEIDSIECK	1	0.0m	0.0m (0)	0.0m (0)	1:53.30	28.40s	27.80s
2	ILOVEACALENDERGIRL	2	4.0m	4.0m (0)	4.0m (0)	1:53.59	28.40s	27.81s
9	VESPA STRIDE	3	5.6m	18.0m (1)	14.4m (2)	1:53.71	28.14s	27.20s
8	SIR KNIGHT	4	7.4m	12.9m (1)	10.7m (2)	1:53.84	28.24s	27.59s
3	MICHAEL CAINE	5	7.9m	18.1m (0)	18.2m (1)	1:53.88	28.39s	27.10s
1	ALL NIGHT LONG	6	12.7m	8.8m (0)	8.3m (0)	1:54.23	28.36s	28.15s
4	MAGNETIC STORM	7	12.8m	1.5m (1)	4.2m (1)	1:54.24	28.59s	28.44s
6	HYKEEPMEPOSTED	8	12.8m	8.1m (1)	6.4m (2)	1:54.24	28.28s	28.29s
5	ALLORNOTHINGLEVI	9	15.7m	13.3m (0)	12.9m (0)	1:54.45	28.36s	28.05s
7	JAY BEE LOU	10	17.9m	23.6m (1)	18.7m (2)	1:54.61	28.04s	27.80s

## Finish Position and metres gained

First Arrow shows distance gain/loss from 2nd Qtr to 3rd Qtr,  
Second Arrow shows distance gain/loss from 3rd Qtr to Finish  
Blue arrow indicates best gain in these quarters.



800

Visual positions in race at 2nd Quarter



400

Visual positions in race at 3rd Quarter



Powered by



Harness Analyser

Sectional Analysis Software

Not just form | Free Trial

[www.facebook.com/PJHarnessRacing](http://www.facebook.com/PJHarnessRacing)



RISE Digital, Harness Racing Australia nor the provider accepts any responsibility for the completeness or accuracy of any of the information contained herein, and makes no representations about its suitability for any particular purpose. Users should make their own judgements about those matters and/or seek independent advice. You assume all risks associated with use of data provided on this page

# Menangle Race 6 Distance 1609m

Monday, 1 December 2025

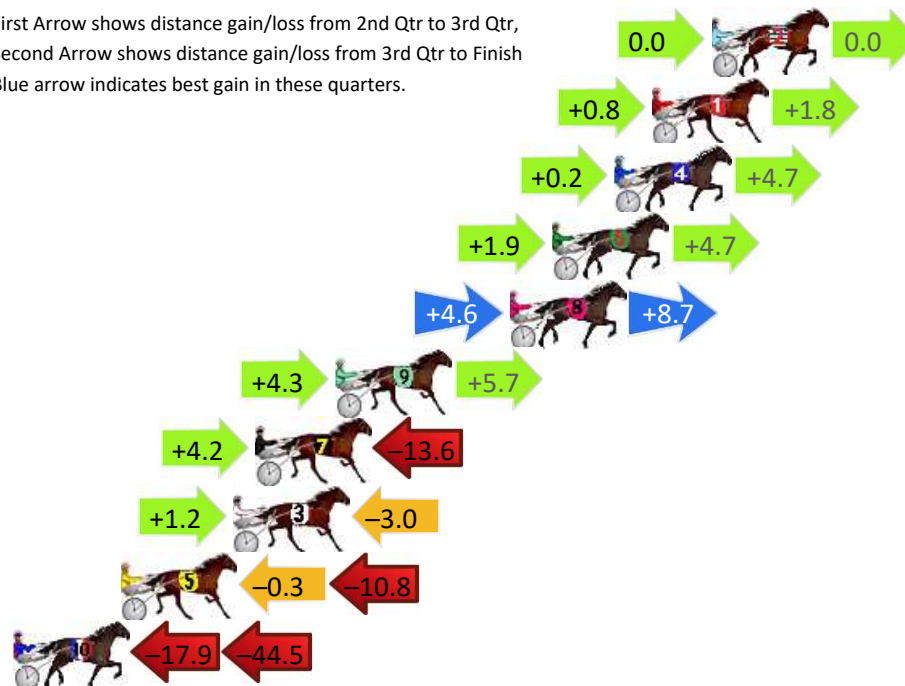
Gross Time: 1:54.00 MileRate: 1:54.00 LeadTime: 0.00s First Qtr: 27.20s Second Qtr: 29.60s Third Qtr: 29.30s Fourth Qtr: 27.90s

DATA TABLE: 800 / 400 Posi's are position from leader and (how wide the horse was at that position)

No	Horse	Plc	Mar	800 Posi	400 Posi	Time	3rd Qtr	4th Qt
2	IDEAL REDEMPTION	1	0.0m	0.0m (0)	0.0m (0)	1:54.00	29.30s	27.90s
1	TIGERLICIOUS	2	2.4m	5.0m (0)	4.2m (0)	1:54.18	29.24s	27.78s
4	AMERICAN WEREWOLF	3	3.9m	8.8m (0)	8.6m (1)	1:54.29	29.27s	27.57s
6	LARRIKIN LENNY	4	6.4m	13.0m (1)	11.1m (2)	1:54.47	29.14s	27.58s
8	MISTER JONES	5	8.1m	21.4m (0)	16.8m (1)	1:54.59	28.93s	27.30s
9	WILLS WAY	6	15.1m	25.1m (1)	20.8m (0)	1:55.11	28.95s	27.53s
7	EXPLOSIVE BRONSKI	7	18.3m	8.9m (1)	4.7m (1)	1:55.34	28.99s	28.91s
3	A VAPAR STORM	8	19.2m	17.4m (1)	16.2m (2)	1:55.41	29.18s	28.16s
5	PARALLEL	9	23.7m	12.6m (0)	12.9m (0)	1:55.74	29.30s	28.72s
10	JOGALONG BLUE	10	67.2m	4.8m (1)	22.7m (1)	1:58.93	30.57s	31.22s

## Finish Position and metres gained

First Arrow shows distance gain/loss from 2nd Qtr to 3rd Qtr, Second Arrow shows distance gain/loss from 3rd Qtr to Finish  
Blue arrow indicates best gain in these quarters.



800

Visual positions in race at 2nd Quarter



400

Visual positions in race at 3rd Quarter



Powered by



Harness Analyser

Sectional Analysis Software

Not just form | Free Trial

[www.facebook.com/PJHarnessRacing](http://www.facebook.com/PJHarnessRacing)



RISE Digital, Harness Racing Australia nor the provider accepts any responsibility for the completeness or accuracy of any of the information contained herein, and makes no representations about its suitability for any particular purpose. Users should make their own judgements about those matters and/or seek independent advice. You assume all risks associated with use of data provided on this page

# Menangle Race 7 Distance 1609m

Monday, 1 December 2025


Gross Time: 1:53.30 MileRate: 1:53.30 LeadTime: 0.00s First Qtr: 27.90s Second Qtr: 29.10s Third Qtr: 28.20s Fourth Qtr: 28.10s

DATA TABLE: 800 / 400 Posi's are position from leader and (how wide the horse was at that position)

NoHorse	Plc	Mar	800 Posi	400 Posi	Time	3rd Qtr	4th Qt
9 LENNETH	1	0.0m	0.0m (0)	0.0m (0)	1:53.30	28.20s	28.10s
7 UNCLE TIGER	2	2.6m	12.7m (1)	12.8m (1)	1:53.49	28.21s	27.40s
8 VALIENTE HANOVER	3	3.1m	17.2m (1)	16.4m (2)	1:53.53	28.14s	27.18s
6 SWEET STRIKE	4	4.2m	21.8m (1)	19.1m (1)	1:53.61	28.01s	27.08s
10 TIGER PRINCE	5	5.2m	16.6m (0)	16.0m (0)	1:53.68	28.16s	27.36s
3 FASTING	6	6.1m	4.0m (0)	4.0m (0)	1:53.75	28.20s	28.27s
5 GIMME A REASON	7	9.4m	8.4m (1)	14.0m (3)	1:53.99	28.59s	27.81s
4 BETTINE	8	12.5m	4.4m (1)	1.9m (1)	1:54.22	28.03s	28.89s
1 APEX STRIDE	9	17.9m	8.0m (0)	7.6m (1)	1:54.62	28.17s	28.89s
2 PETES BIG JIM	10	18.3m	12.0m (0)	12.0m (0)	1:54.65	28.20s	28.61s

## Finish Position and metres gained

First Arrow shows distance gain/loss from 2nd Qtr to 3rd Qtr,  
Second Arrow shows distance gain/loss from 3rd Qtr to Finish  
Blue arrow indicates best gain in these quarters.



800

Visual positions in race at 2nd Quarter



400

Visual positions in race at 3rd Quarter



Powered by



Harness Analyser

Sectional Analysis Software

Not just form | Free Trial

[www.facebook.com/PJHarnessRacing](http://www.facebook.com/PJHarnessRacing)



RISE Digital, Harness Racing Australia nor the provider accepts any responsibility for the completeness or accuracy of any of the information contained herein, and makes no representations about its suitability for any particular purpose. Users should make their own judgements about those matters and/or seek independent advice. You assume all risks associated with use of data provided on this page

# Menangle Race 8 Distance 1609m

Monday, 1 December 2025


Gross Time: 1:53.10 MileRate: 1:53.10 LeadTime: 0.00s First Qtr: 27.20s Second Qtr: 29.30s Third Qtr: 28.40s Fourth Qtr: 28.20s

DATA TABLE: 800 / 400 Posi's are position from leader and (how wide the horse was at that position)

No	Horse	Plc	Mar	800 Posi	400 Posi	Time	3rd Qtr	4th Qt
6	CAPTAIN BLOOD	1	0.0m	0.0m (0)	0.0m (0)	1:53.10	28.40s	28.20s
8	RED REACTOR	2	4.1m	16.3m (1)	21.4m (2)	1:53.40	28.76s	27.00s
3	THERES WALLY	3	4.5m	8.1m (1)	10.4m (1)	1:53.43	28.57s	27.80s
4	ROCLEA IMAGE	4	4.7m	12.3m (1)	16.1m (1)	1:53.45	28.67s	27.41s
9	WESTERN STYLE	5	5.7m	1.1m (2)	3.1m (1)	1:53.52	28.54s	28.41s
10	OUTSIDE FIGHTER	6	8.0m	20.5m (1)	25.4m (2)	1:53.69	28.74s	27.00s
5	TENACIOUS D	7	18.2m	4.0m (0)	4.6m (0)	1:54.45	28.44s	29.23s
7	THE METAL FLYER	8	18.7m	4.4m (1)	9.7m (0)	1:54.49	28.77s	28.91s
2	ARGENT PEAK	9	40.5m	13.3m (0)	20.7m (1)	1:56.10	28.91s	29.75s
1	JOHN MCLEAN	10	67.0m	9.4m (0)	15.9m (0)	1:58.07	28.86s	32.05s

## Finish Position and metres gained

First Arrow shows distance gain/loss from 2nd Qtr to 3rd Qtr,  
Second Arrow shows distance gain/loss from 3rd Qtr to Finish  
Blue arrow indicates best gain in these quarters.



Visual positions in race at 2nd Quarter

800



Visual positions in race at 3rd Quarter

400



Powered by



Harness Analyser

Sectional Analysis Software

Not just form | Free Trial

[www.facebook.com/PJHarnessRacing](http://www.facebook.com/PJHarnessRacing)



RISE Digital, Harness Racing Australia nor the provider accepts any responsibility for the completeness or accuracy of any of the information contained herein, and makes no representations about its suitability for any particular purpose. Users should make their own judgements about those matters and/or seek independent advice. You assume all risks associated with use of data provided on this page