

# Young Race 1 Distance 2100m

Tuesday, 2 December 2025


Gross Time: 2:33.80 MileRate: 1:57.90 LeadTime: 33.70s First Qtr: 29.60s Second Qtr: 30.80s Third Qtr: 29.10s Fourth Qtr: 30.60s

DATA TABLE: 800 / 400 Posi's are position from leader and (how wide the horse was at that position)

NoHorse	Plc	Mar	800 Posi	400 Posi	Time	3rd Qtr	4th Qt
4 MAN MOUNTAIN	1	0.0m	0.0m (0)	0.0m (0)	2:33.80	29.10s	30.60s
3 BORROWED TIME	2	1.7m	9.1m (0)	10.0m (0)	2:33.94	29.18s	30.00s
7 SWEDISH MEATBALLS	3	7.2m	4.7m (0)	5.1m (0)	2:34.38	29.14s	30.80s
9 WARRAWEE CRUZIN	4	9.6m	21.9m (1)	20.3m (3)	2:34.57	29.02s	29.87s
10 SNEAK A PEEK	5	14.0m	13.8m (0)	15.1m (0)	2:34.92	29.22s	30.60s
8 MARVELLA	6	20.4m	17.8m (1)	23.6m (2)	2:35.43	29.56s	30.49s
5 UNCLE JAY	7	20.7m	13.3m (1)	23.1m (1)	2:35.46	29.85s	30.54s
6 KADAR	8	21.8m	17.7m (0)	19.1m (0)	2:35.55	29.24s	30.93s
1 OTTOS WEALTH	9	48.9m	3.4m (1)	18.5m (1)	2:37.72	30.23s	33.14s
2 ELITE GEORGE	10	53.0m	8.6m (1)	18.4m (2)	2:38.04	29.84s	33.48s


## Finish Position and metres gained

First Arrow shows distance gain/loss from 2nd Qtr to 3rd Qtr, Second Arrow shows distance gain/loss from 3rd Qtr to Finish  
Blue arrow indicates best gain in these quarters.



800

Visual positions in race at 2nd Quarter



400

Visual positions in race at 3rd Quarter

# Young Race 2 Distance 1720m

Tuesday, 2 December 2025


Gross Time: 2:05.40 MileRate: 1:57.30 LeadTime: 6.80s First Qtr: 28.60s Second Qtr: 31.90s Third Qtr: 29.40s Fourth Qtr: 28.70s

DATA TABLE: 800 / 400 Posi's are position from leader and (how wide the horse was at that position)

No	Horse	Plc	Mar	800 Posi	400 Posi	Time	3rd Qtr	4th Qt
3	SHE WHO DARES	1	0.0m	0.0m (0)	0.0m (0)	2:05.40	29.40s	28.70s
8	BEANCOUNTER	2	6.1m	2.5m (1)	1.9m (1)	2:05.86	29.35s	29.03s
1	CARMEN ON BLING	3	7.9m	4.7m (0)	4.2m (0)	2:06.00	29.36s	29.00s
4	KING BOBBIE	4	8.8m	11.8m (1)	11.0m (1)	2:06.06	29.33s	28.57s
7	SHEZA BETTOR GEM	5	9.8m	10.1m (0)	9.4m (0)	2:06.14	29.34s	28.76s
9	BETTES BLUE VIOLET	6	11.4m	6.9m (1)	6.9m (1)	2:06.26	29.39s	29.06s
10	ORAMA	7	14.2m	15.1m (0)	14.1m (0)	2:06.47	29.32s	28.75s
5	WESTERN BILL	8	16.5m	20.6m (1)	17.4m (1)	2:06.64	29.15s	28.69s
6	TEARIN UP THE SAND	9	18.3m	17.9m (2)	8.7m (2)	2:06.78	28.72s	29.45s
2	THATS THE ATTITUDE	10	21.5m	16.2m (1)	13.4m (2)	2:07.02	29.18s	29.35s

## Finish Position and metres gained

First Arrow shows distance gain/loss from 2nd Qtr to 3rd Qtr,  
Second Arrow shows distance gain/loss from 3rd Qtr to Finish  
Blue arrow indicates best gain in these quarters.



800

Visual positions in race at 2nd Quarter



400

Visual positions in race at 3rd Quarter



Powered by  
PJ

Harness Analyser

Sectional Analysis Software  
Not just form | Free Trial

[www.facebook.com/PJHarnessRacing](http://www.facebook.com/PJHarnessRacing)



RISE Digital, Harness Racing Australia nor the provider accepts any responsibility for the completeness or accuracy of any of the information contained herein, and makes no representations about its suitability for any particular purpose. Users should make their own judgements about those matters and/or seek independent advice. You assume all risks associated with use of data provided on this page

# Young Race 3 Distance 1720m

Tuesday, 2 December 2025


Gross Time: 2:07.00 MileRate: 1:58.80 LeadTime: 7.00s First Qtr: 30.00s Second Qtr: 32.00s Third Qtr: 29.50s Fourth Qtr: 28.50s

DATA TABLE: 800 / 400 Posi's are position from leader and (how wide the horse was at that position)

NoHorse	Plc	Mar	800 Posi	400 Posi	Time	3rd Qtr	4th Qt
1 LUCKY ZARA	1	0.0m	0.0m (0)	0.0m (0)	2:07.00	29.50s	28.50s
8 BETTERTHANTHEBOYZ	2	1.4m	8.7m (1)	3.5m (1)	2:07.10	29.12s	28.35s
7 IDEAL TAO	3	5.5m	3.7m (0)	3.9m (0)	2:07.41	29.51s	28.63s
2 ONE HORN BILLY	4	11.9m	7.8m (0)	8.3m (0)	2:07.89	29.53s	28.79s
10 RETURN SERVE	5	14.2m	12.6m (1)	8.4m (2)	2:08.06	29.18s	28.95s
9 GOODTIME JAZZI	6	20.0m	11.6m (0)	12.7m (1)	2:08.50	29.56s	29.08s
4 IRK MCGLURK	7	21.7m	16.3m (1)	15.4m (2)	2:08.62	29.41s	29.02s
5 BEACH ON FIRE	8	22.2m	16.0m (0)	16.1m (0)	2:08.66	29.49s	29.00s
3 ROLL PLAY	9	25.1m	4.8m (1)	7.7m (1)	2:08.88	29.70s	29.82s
6 KEAYANG LADYBUG	10	25.5m	20.6m (0)	17.7m (1)	2:08.91	29.26s	29.13s

## Finish Position and metres gained

First Arrow shows distance gain/loss from 2nd Qtr to 3rd Qtr, Second Arrow shows distance gain/loss from 3rd Qtr to Finish Blue arrow indicates best gain in these quarters.



800

Visual positions in race at 2nd Quarter



400

Visual positions in race at 3rd Quarter



Powered by



Harness Analyser

Sectional Analysis Software

Not just form | Free Trial

[www.facebook.com/PJHarnessRacing](http://www.facebook.com/PJHarnessRacing)



RISE Digital, Harness Racing Australia nor the provider accepts any responsibility for the completeness or accuracy of any of the information contained herein, and makes no representations about its suitability for any particular purpose. Users should make their own judgements about those matters and/or seek independent advice. You assume all risks associated with use of data provided on this page

# Young Race 4 Distance 1720m

Tuesday, 2 December 2025



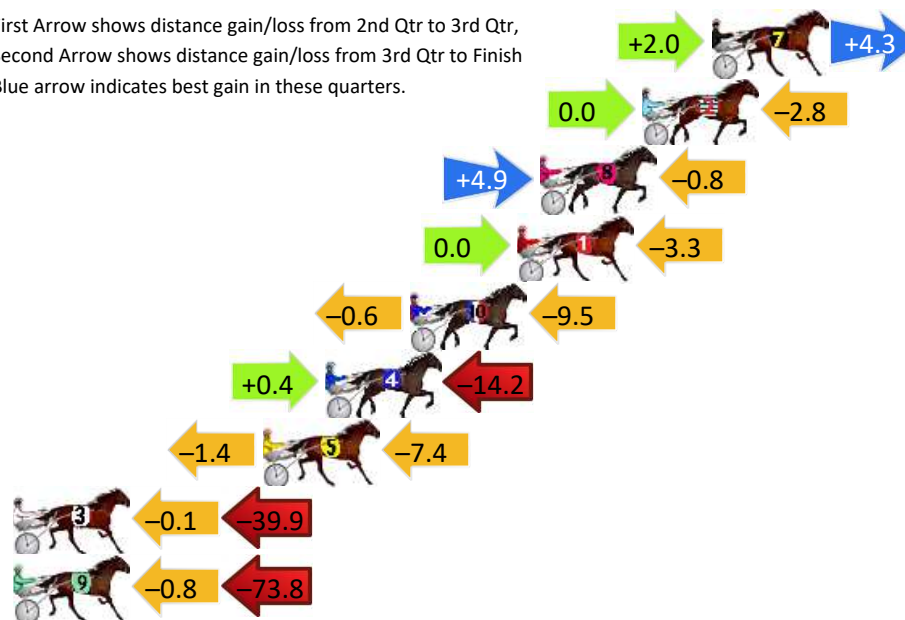
Gross Time: 2:07.70 MileRate: 1:59.50 LeadTime: 7.00s First Qtr: 30.70s Second Qtr: 32.70s Third Qtr: 27.60s Fourth Qtr: 29.70s

DATA TABLE: 800 / 400 Posi's are position from leader and (how wide the horse was at that position)

No	Horse	Plc	Mar	800 Posi	400 Posi	Time	3rd Qtr	4th Qt
7	POSH FELLA	1	0.0m	6.3m (1)	4.3m (3)	2:07.70	27.47s	29.40s
2	MY ULTIMATE LUCIUS	2	2.8m	0.0m (0)	0.0m (0)	2:07.92	27.60s	29.92s
8	DUN SPRUIKIN	3	6.9m	11.0m (1)	6.1m (1)	2:08.24	27.28s	29.80s
1	DANCE BABY DANCE	4	7.8m	4.5m (0)	4.5m (0)	2:08.31	27.61s	29.99s
10	VAMOS	5	12.1m	2.0m (2)	2.6m (2)	2:08.64	27.65s	30.45s
4	DORRISTOPAYTHEBIL L	6	15.5m	1.7m (1)	1.3m (1)	2:08.91	27.58s	30.81s
5	POLLY PUT KETTLEON	7	18.0m	9.2m (0)	10.6m (1)	2:09.10	27.72s	30.35s
3	KEAYANG JIGSAW	8	54.3m	14.3m (2)	14.4m (2)	2:11.93	27.65s	32.90s
9	NO ALIBI	9	217.3m	142.7m (0)	143.5m (0)	2:24.61	28.03s	36.39s

## Finish Position and metres gained

First Arrow shows distance gain/loss from 2nd Qtr to 3rd Qtr, Second Arrow shows distance gain/loss from 3rd Qtr to Finish  
Blue arrow indicates best gain in these quarters.





# Young Race 5 Distance 2100m

Tuesday, 2 December 2025


Gross Time: 2:36.70 MileRate: 2:00.10 LeadTime: 35.30s First Qtr: 31.60s Second Qtr: 31.30s Third Qtr: 29.50s Fourth Qtr: 29.00s

DATA TABLE: 800 / 400 Posi's are position from leader and (how wide the horse was at that position)

NoHorse	Plc	Mar	800 Posi	400 Posi	Time	3rd Qtr	4th Qt
10 IMA BOXA	1	0.0m	0.0m (0)	0.0m (0)	2:36.70	29.50s	29.00s
9 ROCKET ME	2	17.1m	3.8m (0)	5.0m (0)	2:38.00	29.58s	29.94s
7 WATCH CARINAS LASS	3	21.0m	22.2m (1)	24.3m (2)	2:38.30	29.64s	28.83s
6 RIP ROCK	4	21.8m	17.5m (1)	20.3m (1)	2:38.36	29.69s	29.18s
8 RUSTY DANCER	5	24.9m	12.9m (1)	15.9m (1)	2:38.59	29.71s	29.74s
3 ILLUSTRATION	6	33.4m	8.2m (0)	12.7m (0)	2:39.24	29.82s	30.62s
5 ARTS FELLA	7	38.4m	13.4m (0)	17.9m (0)	2:39.62	29.82s	30.62s
4 ONE STUNIN MELODY	8	40.4m	22.6m (0)	27.2m (1)	2:39.77	29.81s	30.10s
1 FLOYDY BOY	9	60.5m	18.3m (0)	28.6m (0)	2:41.30	30.24s	31.52s
2 COOL DUDE JOEY	10	64.8m	9.1m (1)	23.1m (0)	2:41.63	30.52s	32.25s

## Finish Position and metres gained

First Arrow shows distance gain/loss from 2nd Qtr to 3rd Qtr, Second Arrow shows distance gain/loss from 3rd Qtr to Finish  
Blue arrow indicates best gain in these quarters



800

Visual positions in race at 2nd Quarter



400

Visual positions in race at 3rd Quarter

# Young Race 6 Distance 1720m

Tuesday, 2 December 2025


Gross Time: 2:05.70 MileRate: 1:57.60 LeadTime: 7.10s First Qtr: 29.70s Second Qtr: 30.50s Third Qtr: 30.40s Fourth Qtr: 28.00s

DATA TABLE: 800 / 400 Posi's are position from leader and (how wide the horse was at that position)

No	Horse	Plc	Mar	800 Posi	400 Posi	Time	3rd Qtr	4th Qt
2	HEZA VINCENT	1	0.0m	2.2m (1)	0.0m (1)	2:05.70	30.24s	28.00s
1	SHEER VITALITY	2	15.9m	6.4m (1)	5.2m (1)	2:06.87	30.30s	28.79s
8	DARKNDUSTY	3	24.9m	18.6m (1)	9.8m (2)	2:07.53	29.71s	29.12s
7	LA FEAST	4	31.5m	8.2m (0)	9.5m (0)	2:08.02	30.47s	29.63s
10	TAMLIGHT GOODTIME	5	32.7m	12.2m (0)	13.6m (0)	2:08.11	30.47s	29.42s
4	PAD THAI	6	32.8m	10.4m (1)	9.1m (1)	2:08.11	30.28s	29.75s
3	ROYAL FOCUS	7	33.0m	4.0m (0)	5.6m (0)	2:08.13	30.51s	30.02s
5	ESPERANZA	8	33.2m	14.6m (1)	14.9m (1)	2:08.14	30.38s	29.36s
9	OLIVER SHARK	9	37.5m	0.0m (0)	0.6m (0)	2:08.46	30.45s	30.71s

## Finish Position and metres gained

First Arrow shows distance gain/loss from 2nd Qtr to 3rd Qtr,  
Second Arrow shows distance gain/loss from 3rd Qtr to Finish  
Blue arrow indicates best gain in these quarters



800

Visual positions in race at 2nd Quarter



400

Visual positions in race at 3rd Quarter



Powered by



Harness Analyser

Sectional Analysis Software

Not just form | Free Trial

[www.facebook.com/PJHarnessRacing](http://www.facebook.com/PJHarnessRacing)



RISE Digital, Harness Racing Australia nor the provider accepts any responsibility for the completeness or accuracy of any of the information contained herein, and makes no representations about its suitability for any particular purpose. Users should make their own judgements about those matters and/or seek independent advice. You assume all risks associated with use of data provided on this page

# Young Race 7 Distance 1720m

Tuesday, 2 December 2025



Gross Time: 2:08.00 MileRate: 1:59.80 LeadTime: 6.30s First Qtr: 30.40s Second Qtr: 32.20s Third Qtr: 30.30s Fourth Qtr: 28.80s

DATA TABLE: 800 / 400 Posi's are position from leader and (how wide the horse was at that position)

No	Horse	Plc	Mar	800 Posi	400 Posi	Time	3rd Qtr	4th Qt
5	FIVE OCLOCK WAVE	1	0.0m	3.0m (1)	2.7m (1)	2:08.00	30.27s	28.61s
2	TULHURST BARRACUDA	2	2.2m	0.0m (0)	0.0m (0)	2:08.17	30.30s	28.97s
7	THE BURRUM FOX	3	4.6m	4.0m (0)	4.4m (0)	2:08.35	30.32s	28.83s
11	STUDLEIGH SANDY	4	8.4m	12.7m (1)	11.6m (1)	2:08.64	30.20s	28.58s
6	BIG FROST	5	9.7m	8.0m (0)	8.2m (0)	2:08.73	30.30s	28.93s
4	MAXX	6	17.7m	8.8m (1)	7.3m (1)	2:09.34	30.17s	29.60s
9	KEPT FOR A REASON	7	17.8m	22.0m (0)	16.0m (1)	2:09.35	29.81s	28.97s
3	CAPTAIN COLBY	8	20.7m	16.8m (1)	14.2m (0)	2:09.56	30.08s	29.32s
1	STRAWBERRY FLAME	9	56.6m	28.2m (0)	22.3m (0)	2:12.28	29.82s	31.44s
8	MADDIE	10	119.4m	70.1m (0)	78.4m (0)	2:17.03	30.78s	32.07s

## Finish Position and metres gained

First Arrow shows distance gain/loss from 2nd Qtr to 3rd Qtr,  
Second Arrow shows distance gain/loss from 3rd Qtr to Finish  
Blue arrow indicates best gain in these quarters.



# Young Race 8 Distance 1720m

Tuesday, 2 December 2025


Gross Time: 2:07.20 MileRate: 1:59.00 LeadTime: 6.40s First Qtr: 29.40s Second Qtr: 32.40s Third Qtr: 29.80s Fourth Qtr: 29.20s

DATA TABLE: 800 / 400 Posi's are position from leader and (how wide the horse was at that position)

No	Horse	Plc	Mar	800 Posi	400 Posi	Time	3rd Qtr	4th Qt
2	KYLEIGH	1	0.0m	0.0m (0)	0.0m (0)	2:07.20	29.80s	29.20s
9	HESKOALATEE	2	5.8m	8.1m (0)	8.6m (0)	2:07.64	29.83s	29.01s
1	ROCKNROLL GRACE	3	14.2m	4.1m (0)	4.6m (0)	2:08.29	29.84s	29.95s
4	TINNYSMEDAD	4	21.4m	13.0m (0)	16.6m (0)	2:08.84	30.06s	29.62s
3	RUSTY VEEJAY	5	21.6m	7.4m (1)	9.7m (1)	2:08.85	29.97s	30.14s
8	BAYRIDGE TOMMY	6	25.1m	12.8m (1)	13.5m (2)	2:09.12	29.84s	30.13s
10	STARS ABROAD	7	32.7m	21.9m (1)	18.4m (2)	2:09.70	29.52s	30.36s
5	AMERICAM	8	34.8m	2.8m (1)	5.1m (1)	2:09.87	29.97s	31.49s
6	KAELEIGHS COMET	9	41.1m	17.1m (1)	19.6m (1)	2:10.35	29.97s	30.91s
7	RACING RAY	10	56.0m	24.6m (0)	36.6m (0)	2:11.49	30.66s	30.81s


## Finish Position and metres gained

First Arrow shows distance gain/loss from 2nd Qtr to 3rd Qtr,  
Second Arrow shows distance gain/loss from 3rd Qtr to Finish  
Blue arrow indicates best gain in these quarters.



800

Visual positions in race at 2nd Quarter



400

Visual positions in race at 3rd Quarter



Powered by



Harness Analyser

Sectional Analysis Software

Not just form | Free Trial

[www.facebook.com/PJHarnessRacing](http://www.facebook.com/PJHarnessRacing)



RISE Digital, Harness Racing Australia nor the provider accepts any responsibility for the completeness or accuracy of any of the information contained herein, and makes no representations about its suitability for any particular purpose. Users should make their own judgements about those matters and/or seek independent advice. You assume all risks associated with use of data provided on this page



# Young Race 9 Distance 1720m

Tuesday, 2 December 2025

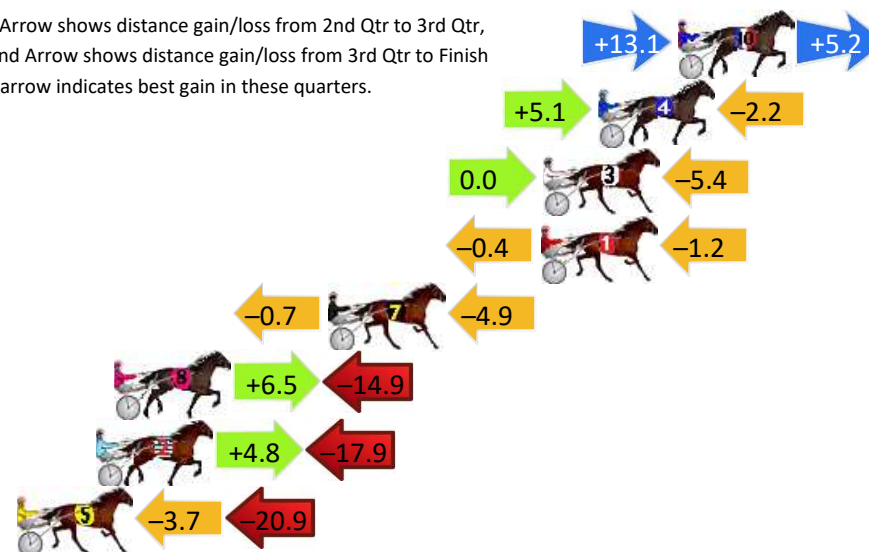
Gross Time: 2:09.90 MileRate: 2:01.50 LeadTime: 6.20s First Qtr: 29.80s Second Qtr: 33.90s Third Qtr: 30.80s Fourth Qtr: 29.20s

DATA TABLE: 800 / 400 Posi's are position from leader and (how wide the horse was at that position)

NoHorse	Plc	Mar	800 Posi	400 Posi	Time	3rd Qtr	4th Qt
10 NIXSUN	1	0.0m	18.3m (1)	5.2m (2)	2:09.90	29.78s	28.81s
4 SPREAD THE FEAR	2	3.2m	6.1m (1)	1.0m (1)	2:10.15	30.41s	29.37s
3 CRACKER MISS	3	5.4m	0.0m (0)	0.0m (0)	2:10.31	30.80s	29.61s
1 PINK SCOOTER	4	5.5m	3.9m (0)	4.3m (0)	2:10.32	30.82s	29.30s
7 SOMEBODYS GIRL	5	14.0m	8.4m (0)	9.1m (0)	2:10.97	30.84s	29.59s
8 BLUES TERROR	6	22.6m	14.2m (1)	7.7m (4)	2:11.63	30.29s	30.35s
2 I AM THE TORNADO	7	23.3m	10.2m (1)	5.4m (3)	2:11.68	30.42s	30.58s
5 TIGERS SPIRIT	8	26.5m	1.9m (1)	5.6m (1)	2:11.93	31.07s	30.82s

## Finish Position and metres gained

First Arrow shows distance gain/loss from 2nd Qtr to 3rd Qtr,  
Second Arrow shows distance gain/loss from 3rd Qtr to Finish  
Blue arrow indicates best gain in these quarters.



800

Visual positions in race at 2nd Quarter



400

Visual positions in race at 3rd Quarter



Powered by



Harness Analyser

Sectional Analysis Software

Not just form | Free Trial

[www.facebook.com/PJHarnessRacing](http://www.facebook.com/PJHarnessRacing)



RISE Digital, Harness Racing Australia nor the provider accepts any responsibility for the completeness or accuracy of any of the information contained herein, and makes no representations about its suitability for any particular purpose. Users should make their own judgements about those matters and/or seek independent advice. You assume all risks associated with use of data provided on this page