

Bathurst Race 1 Distance 1730m

Wednesday, 3 December 2025


Gross Time: 2:03.80 MileRate: 1:55.10 LeadTime: 8.60s First Qtr: 26.30s Second Qtr: 30.90s Third Qtr: 29.20s Fourth Qtr: 28.80s

DATA TABLE: 800 / 400 Posi's are position from leader and (how wide the horse was at that position)

No	Horse	Plc	Mar	800 Posi	400 Posi	Time	3rd Qtr	4th Qt
9	STUDLEIGH MELISE	1	0.0m	8.2m (0)	8.2m (0)	2:03.80	29.20s	28.21s
3	SHAZADELE	2	4.6m	9.6m (1)	10.6m (1)	2:04.15	29.27s	28.37s
1	CAPTAIN BART	3	6.2m	4.2m (0)	4.0m (0)	2:04.27	29.19s	28.96s
5	TERRYRAMA	4	7.6m	18.0m (1)	18.2m (3)	2:04.37	29.21s	28.04s
6	THE ROGUE I AM	5	9.0m	12.2m (0)	12.6m (0)	2:04.48	29.23s	28.54s
8	SEASIDE DELIGHT	6	10.6m	1.4m (1)	1.8m (1)	2:04.60	29.23s	29.43s
10	BETTOR KEPPEL	7	12.1m	13.6m (1)	15.0m (2)	2:04.71	29.30s	28.59s
7	INDASKY	8	12.4m	0.0m (0)	0.0m (0)	2:04.74	29.21s	29.69s
4	EL FRANCO DE	9	22.2m	16.0m (0)	16.2m (1)	2:05.48	29.22s	29.23s
2	SPEED DIAL	10	31.4m	5.6m (1)	6.4m (1)	2:06.17	29.27s	30.59s


Finish Position and metres gained

First Arrow shows distance gain/loss from 2nd Qtr to 3rd Qtr,
Second Arrow shows distance gain/loss from 3rd Qtr to Finish
Blue arrow indicates best gain in these quarters.



800

Visual positions in race at 2nd Quarter



400

Visual positions in race at 3rd Quarter



Powered by



Harness Analyser

Sectional Analysis Software

Not just form | Free Trial

www.facebook.com/PJHarnessRacing



RISE Digital, Harness Racing Australia nor the provider accepts any responsibility for the completeness or accuracy of any of the information contained herein, and makes no representations about its suitability for any particular purpose. Users should make their own judgements about those matters and/or seek independent advice. You assume all risks associated with use of data provided on this page

Bathurst Race 2 Distance 2260m

Wednesday, 3 December 2025


Gross Time: 2:43.50 MileRate: 1:56.40 LeadTime: 45.60s First Qtr: 30.80s Second Qtr: 29.50s Third Qtr: 29.00s Fourth Qtr: 28.60s

DATA TABLE: 800 / 400 Posi's are position from leader and (how wide the horse was at that position)

No	Horse	Plc	Mar	800 Posi	400 Posi	Time	3rd Qtr	4th Qt
6	HES CHIMING	1	0.0m	0.0m (0)	0.0m (0)	2:43.50	29.00s	28.60s
4	ART OF TERROR	2	5.6m	12.4m (0)	15.2m (0)	2:43.92	29.20s	27.92s
5	REBOUNDER	3	5.7m	12.0m (1)	11.2m (2)	2:43.93	28.94s	28.21s
8	FIRESTORM RED	4	13.5m	16.0m (1)	13.8m (3)	2:44.51	28.84s	28.58s
7	TAIRLAW TOLL	5	16.2m	7.6m (1)	7.6m (1)	2:44.72	29.00s	29.21s
1	GRAYSON RED	6	20.3m	3.6m (1)	2.8m (1)	2:45.02	28.95s	29.84s
2	BETTING RANGER	7	22.8m	8.2m (0)	11.4m (0)	2:45.21	29.23s	29.41s
3	ALWAYSBMINNIE	8	48.1m	4.2m (0)	7.4m (0)	2:47.11	29.25s	31.49s

Finish Position and metres gained

First Arrow shows distance gain/loss from 2nd Qtr to 3rd Qtr,
Second Arrow shows distance gain/loss from 3rd Qtr to Finish
Blue arrow indicates best gain in these quarters.



800

Visual positions in race at 2nd Quarter



400

Visual positions in race at 3rd Quarter



Powered by



Harness Analyser

Sectional Analysis Software

Not just form | Free Trial

www.facebook.com/PJHarnessRacing



RISE Digital, Harness Racing Australia nor the provider accepts any responsibility for the completeness or accuracy of any of the information contained herein, and makes no representations about its suitability for any particular purpose. Users should make their own judgements about those matters and/or seek independent advice. You assume all risks associated with use of data provided on this page

Bathurst Race 3 Distance 1730m

Wednesday, 3 December 2025


Gross Time: 2:04.40 MileRate: 1:55.70 LeadTime: 8.30s First Qtr: 29.40s Second Qtr: 30.20s Third Qtr: 28.30s Fourth Qtr: 28.20s

DATA TABLE: 800 / 400 Posi's are position from leader and (how wide the horse was at that position)

No	Horse	Plc	Mar	800 Posi	400 Posi	Time	3rd Qtr	4th Qt
1	LETTUCE GO MIKI	1	0.0m	4.2m (0)	4.2m (0)	2:04.40	28.30s	27.91s
2	MULLUM AXEL	2	1.4m	0.0m (0)	0.0m (0)	2:04.50	28.30s	28.30s
9	CLASSIC ARC	3	2.8m	8.2m (0)	8.6m (0)	2:04.61	28.33s	27.79s
4	ETERNAL GOLD	4	5.6m	8.6m (1)	7.8m (1)	2:04.81	28.24s	28.05s
7	INTRUSION	5	9.1m	12.8m (1)	12.2m (1)	2:05.07	28.26s	27.98s
5	HAZZA IS WATCHING	6	9.8m	4.6m (1)	3.6m (1)	2:05.13	28.23s	28.63s
10	THE HANDSOME ONE	7	10.4m	12.4m (0)	12.8m (0)	2:05.17	28.33s	28.03s
6	TULHURST TIMMY	8	11.5m	20.8m (1)	8.8m (2)	2:05.25	27.46s	28.39s
8	BELL RIVER BOY	9	15.5m	16.2m (0)	17.2m (0)	2:05.55	28.37s	28.08s
11	ESTHER RISING	10	21.5m	16.8m (1)	16.4m (1)	2:05.99	28.27s	28.56s

Finish Position and metres gained

First Arrow shows distance gain/loss from 2nd Qtr to 3rd Qtr,
Second Arrow shows distance gain/loss from 3rd Qtr to Finish
Blue arrow indicates best gain in these quarters.



800

Visual positions in race at 2nd Quarter



400

Visual positions in race at 3rd Quarter



Bathurst Race 4 Distance 1730m

Wednesday, 3 December 2025

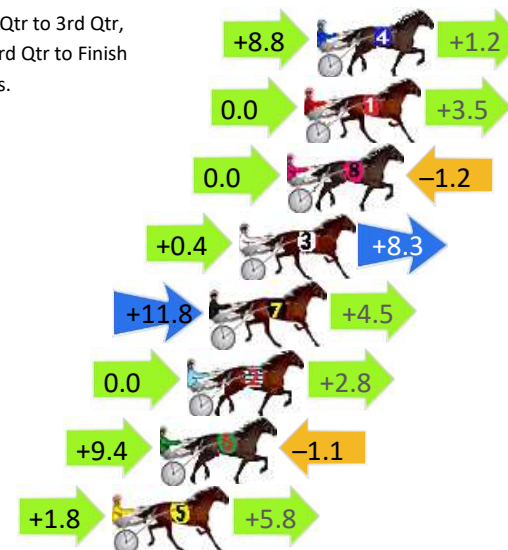
Gross Time: 2:04.10 MileRate: 1:55.50 LeadTime: 8.00s First Qtr: 29.30s Second Qtr: 31.10s Third Qtr: 28.20s Fourth Qtr: 27.50s

DATA TABLE: 800 / 400 Posi's are position from leader and (how wide the horse was at that position)

NoHorse	Plc	Mar	800 Posi	400 Posi	Time	3rd Qtr	4th Qt
4 HEZ DUSTY	1	0.0m	10.0m (1)	1.2m (1)	2:04.10	27.59s	27.42s
1 HUNTER SHANNON	2	0.5m	4.0m (0)	4.0m (0)	2:04.14	28.20s	27.26s
8 WHERE'S THE GOLD	3	1.2m	0.0m (0)	0.0m (0)	2:04.19	28.20s	27.58s
3 IM DESIRABLE	4	3.1m	11.8m (0)	11.4m (1)	2:04.32	28.17s	26.93s
7 BETTER SHUSH	5	4.3m	20.6m (1)	8.8m (2)	2:04.41	27.38s	27.19s
2 PAS DE CHEVAL	6	5.2m	8.0m (0)	8.0m (0)	2:04.48	28.20s	27.31s
6 HAVEYOUCHECKEDIN	7	6.3m	14.6m (1)	5.2m (1)	2:04.56	27.55s	27.58s
5 CHICAGO BART	8	8.2m	15.8m (0)	14.0m (2)	2:04.69	28.07s	27.10s

Finish Position and metres gained

First Arrow shows distance gain/loss from 2nd Qtr to 3rd Qtr,
Second Arrow shows distance gain/loss from 3rd Qtr to Finish
Blue arrow indicates best gain in these quarters.



800

Visual positions in race at 2nd Quarter



400

Visual positions in race at 3rd Quarter



Powered by



Harness Analyser

Sectional Analysis Software

Not just form | Free Trial

www.facebook.com/PJHarnessRacing



RISE Digital, Harness Racing Australia nor the provider accepts any responsibility for the completeness or accuracy of any of the information contained herein, and makes no representations about its suitability for any particular purpose. Users should make their own judgements about those matters and/or seek independent advice. You assume all risks associated with use of data provided on this page

Bathurst Race 5 Distance 1730m

Wednesday, 3 December 2025


Gross Time: 2:04.10 MileRate: 1:55.40 LeadTime: 8.00s First Qtr: 28.10s Second Qtr: 28.70s Third Qtr: 29.60s Fourth Qtr: 29.70s

DATA TABLE: 800 / 400 Posi's are position from leader and (how wide the horse was at that position)

NoHorse	Plc	Mar	800 Posi	400 Posi	Time	3rd Qtr	4th Qt
4 CHELSEAS GIRL	1	0.0m	6.8m (1)	0.4m (1)	2:04.10	29.13s	29.67s
7 FOLLOW THE ECLIPSE	2	0.8m	0.0m (0)	0.0m (0)	2:04.16	29.60s	29.76s
1 DUFFY HOLLOW	3	4.8m	7.8m (0)	8.4m (0)	2:04.47	29.64s	29.43s
3 ALTA DOWNS	4	6.0m	20.6m (0)	13.6m (2)	2:04.57	29.08s	29.14s
9 WINDY HILL LUCY	5	6.1m	12.0m (0)	13.2m (0)	2:04.57	29.69s	29.18s
5 SHE MAYBE BETTOR	6	6.7m	4.0m (0)	4.2m (0)	2:04.62	29.61s	29.88s
8 SURFIN AT MIDNIGHT	7	9.3m	11.6m (1)	5.6m (1)	2:04.82	29.16s	29.97s
2 SPRINGFIELD DESIRE	8	10.3m	16.4m (0)	17.6m (0)	2:04.90	29.69s	29.16s
6 RIVERINA FLASH	9	12.6m	16.8m (1)	9.4m (2)	2:05.08	29.05s	29.94s

Finish Position and metres gained

First Arrow shows distance gain/loss from 2nd Qtr to 3rd Qtr,
Second Arrow shows distance gain/loss from 3rd Qtr to Finish
Blue arrow indicates best gain in these quarters.



Visual positions in race at 2nd Quarter



Visual positions in race at 3rd Quarter

Bathurst Race 6 Distance 1730m

Wednesday, 3 December 2025


Gross Time: 2:03.50 MileRate: 1:54.90 LeadTime: 8.10s First Qtr: 27.20s Second Qtr: 30.70s Third Qtr: 28.40s Fourth Qtr: 29.10s

DATA TABLE: 800 / 400 Posi's are position from leader and (how wide the horse was at that position)

NoHorse	Plc	Mar	800 Posi	400 Posi	Time	3rd Qtr	4th Qt
5 TRUE LOGIC	1	0.0m	6.6m (1)	9.6m (2)	2:03.50	28.62s	28.41s
4 FUNDA	2	0.1m	11.6m (1)	14.6m (2)	2:03.51	28.63s	28.05s
6 SEVEN TEE TWO	3	0.8m	2.2m (1)	4.2m (1)	2:03.56	28.55s	28.85s
2 NASHVILLE BART	4	3.8m	4.2m (0)	4.0m (0)	2:03.79	28.39s	29.09s
3 LAYLA SHANNON	5	4.9m	8.2m (0)	9.6m (0)	2:03.87	28.50s	28.76s
7 HOOKED ON WINNING	6	6.8m	13.0m (0)	14.2m (0)	2:04.02	28.49s	28.56s
1 GET UP BETTY	7	8.5m	17.4m (0)	18.6m (0)	2:04.15	28.49s	28.37s
8 HOPPALONGPOG	8	17.0m	0.0m (0)	0.0m (0)	2:04.80	28.39s	30.33s

Finish Position and metres gained

First Arrow shows distance gain/loss from 2nd Qtr to 3rd Qtr,
Second Arrow shows distance gain/loss from 3rd Qtr to Finish
Blue arrow indicates best gain in these quarters.



800

Visual positions in race at 2nd Quarter



400

Visual positions in race at 3rd Quarter

Bathurst Race 7 Distance 1730m

Wednesday, 3 December 2025


Gross Time: 2:05.20 MileRate: 1:56.50 LeadTime: 8.10s First Qtr: 30.40s Second Qtr: 30.50s Third Qtr: 28.20s Fourth Qtr: 28.00s

DATA TABLE: 800 / 400 Posi's are position from leader and (how wide the horse was at that position)

NoHorse	Plc	Mar	800 Posi	400 Posi	Time	3rd Qtr	4th Qt
2 EMERGING DEAL	1	0.0m	0.0m (0)	0.0m (0)	2:05.20	28.20s	28.00s
9 STAY STRONG	2	10.1m	14.6m (0)	11.0m (0)	2:05.94	27.95s	27.94s
5 MCSIREN	3	15.1m	4.2m (0)	4.4m (0)	2:06.31	28.22s	28.74s
1 MOVES LIKE MIKI	4	20.2m	9.0m (0)	19.6m (0)	2:06.69	28.94s	28.04s
10 BETTER BE SWIFT	5	23.2m	4.2m (1)	4.6m (1)	2:06.91	28.23s	29.29s
6 CALM FRANCO	6	25.4m	19.2m (0)	22.4m (1)	2:07.07	28.42s	28.21s
4 ULTIMATE WAHINI	7	34.3m	8.2m (1)	9.0m (1)	2:07.72	28.26s	29.76s
8 WEE BIT BETTOR	8	37.7m	17.4m (1)	17.4m (2)	2:07.98	28.21s	29.41s
7 HERESHOPINGSHAN NON	9	39.6m	12.4m (1)	17.0m (1)	2:08.11	28.53s	29.57s

Finish Position and metres gained

First Arrow shows distance gain/loss from 2nd Qtr to 3rd Qtr, Second Arrow shows distance gain/loss from 3rd Qtr to Finish
Blue arrow indicates best gain in these quarters.



800

Visual positions in race at 2nd Quarter



400

Visual positions in race at 3rd Quarter



Powered by



Harness Analyser

Sectional Analysis Software

Not just form | Free Trial

www.facebook.com/PJHarnessRacing



RISE Digital, Harness Racing Australia nor the provider accepts any responsibility for the completeness or accuracy of any of the information contained herein, and makes no representations about its suitability for any particular purpose. Users should make their own judgements about those matters and/or seek independent advice. You assume all risks associated with use of data provided on this page

Bathurst Race 8 Distance 1730m

Wednesday, 3 December 2025


Gross Time: 2:05.80 MileRate: 1:57.10 LeadTime: 8.20s First Qtr: 28.80s Second Qtr: 30.40s Third Qtr: 29.30s Fourth Qtr: 29.10s

DATA TABLE: 800 / 400 Posi's are position from leader and (how wide the horse was at that position)

NoHorse	Plc	Mar	800 Posi	400 Posi	Time	3rd Qtr	4th Qt
8 GIFTED BRIGADE	1	0.0m	20.6m (1)	5.0m (3)	2:05.80	28.17s	28.74s
6 BETTOR BRILLIANCE	2	2.6m	16.2m (1)	11.2m (3)	2:06.00	28.93s	28.48s
7 THE SAMURAI	3	3.3m	3.2m (1)	0.0m (1)	2:06.05	29.07s	29.34s
4 LIVE VANCE	4	4.3m	8.4m (1)	3.6m (2)	2:06.13	28.95s	29.15s
5 ULTIMATE COOKIE	5	11.4m	12.4m (1)	8.2m (2)	2:06.67	29.00s	29.33s
3 MY FRIEND MOLLY	6	12.3m	4.0m (0)	5.0m (1)	2:06.74	29.37s	29.63s
1 STAR CONNECTION	7	15.7m	9.0m (0)	9.4m (0)	2:07.00	29.33s	29.56s
2 SHES NO HONEY	8	87.9m	0.0m (0)	1.2m (0)	2:12.51	29.41s	35.37s

Finish Position and metres gained

First Arrow shows distance gain/loss from 2nd Qtr to 3rd Qtr, Second Arrow shows distance gain/loss from 3rd Qtr to Finish Blue arrow indicates best gain in these quarters.



800

Visual positions in race at 2nd Quarter



400

Visual positions in race at 3rd Quarter



Powered by



Harness Analyser

Sectional Analysis Software

Not just form | Free Trial

www.facebook.com/PJHarnessRacing



RISE Digital, Harness Racing Australia nor the provider accepts any responsibility for the completeness or accuracy of any of the information contained herein, and makes no representations about its suitability for any particular purpose. Users should make their own judgements about those matters and/or seek independent advice. You assume all risks associated with use of data provided on this page