

# Penrith Race 1 Distance 2125m

Thursday, 4 December 2025



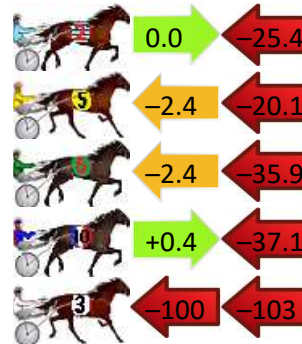
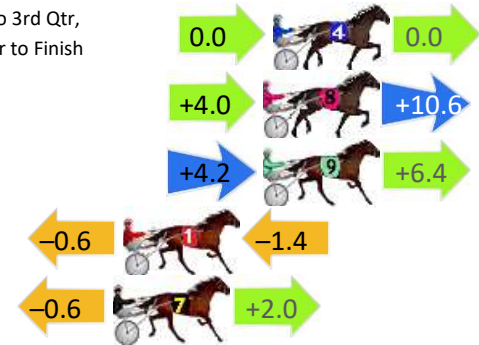
Gross Time: 2:35.20 MileRate: 1:57.50 LeadTime: 37.50s First Qtr: 30.20s Second Qtr: 29.10s Third Qtr: 28.80s Fourth Qtr: 29.60s

DATA TABLE: 800 / 400 Posi's are position from leader and (how wide the horse was at that position)

No	Horse	Plc	Mar	800 Posi	400 Posi	Time	3rd Qtr	4th Qt
4	OKAY GRINGO	1	0.0m	0.0m (0)	0.0m (0)	2:35.20	28.80s	29.60s
8	RIPSTONE SNORTER	2	0.4m	15.0m (1)	11.0m (3)	2:35.23	28.52s	28.82s
9	BLISSES BEST	3	0.4m	11.0m (1)	6.8m (3)	2:35.23	28.50s	29.13s
1	DELIGHTFULLY SWEET	4	6.0m	4.0m (0)	4.6m (0)	2:35.67	28.84s	29.70s
7	RAINBOWSEND	5	6.4m	7.8m (0)	8.4m (0)	2:35.70	28.85s	29.45s
2	SPARKLA	6	32.4m	7.0m (1)	7.0m (2)	2:37.71	28.77s	31.47s
5	DYNAMITES BEST	7	39.5m	17.0m (0)	19.4m (0)	2:38.26	28.95s	31.08s
6	ED MENDES	8	41.3m	3.0m (1)	5.4m (1)	2:38.40	28.94s	32.24s
10	CHOOCHOO TRAIN	9	55.7m	19.0m (1)	18.6m (1)	2:39.52	28.73s	32.33s
3	POWERLINC	10	362.4m	160.0m (0)	260.0m (0)	3:03.32	35.96s	37.14s

## Finish Position and metres gained

First Arrow shows distance gain/loss from 2nd Qtr to 3rd Qtr, Second Arrow shows distance gain/loss from 3rd Qtr to Finish  
Blue arrow indicates best gain in these quarters.



# Penrith Race 2 Distance 1720m

Thursday, 4 December 2025

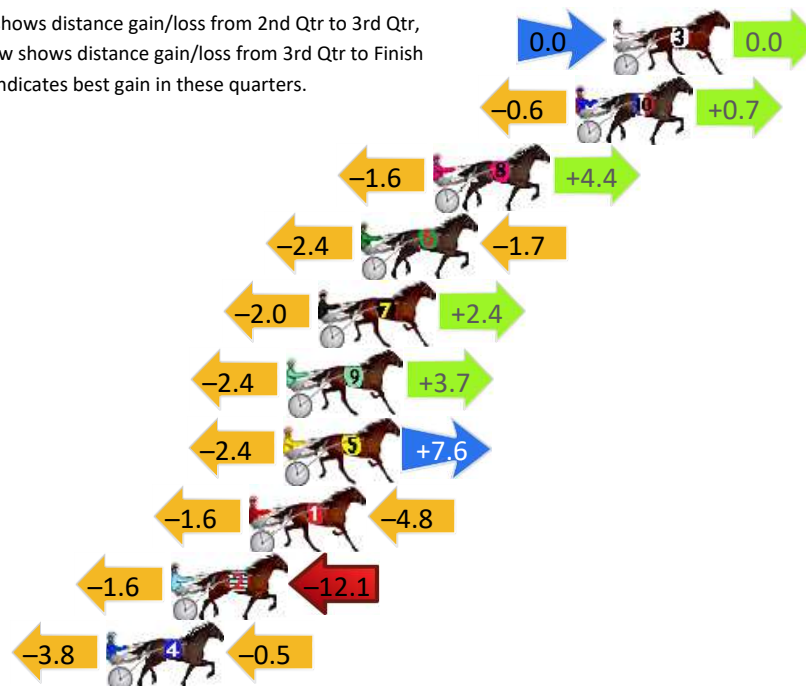
Gross Time: 2:04.10 MileRate: 1:56.10 LeadTime: 7.40s First Qtr: 29.90s Second Qtr: 30.10s Third Qtr: 28.10s Fourth Qtr: 28.60s

DATA TABLE: 800 / 400 Posi's are position from leader and (how wide the horse was at that position)

NoHorse	Plc	Mar	800 Posi	400 Posi	Time	3rd Qtr	4th Qt
3 FREEDOM ART	1	0.0m	0.0m (0)	0.0m (0)	2:04.10	28.10s	28.60s
10 KATES VIRTUE	2	1.5m	1.6m (1)	2.2m (1)	2:04.21	28.14s	28.55s
8 EYEKNOW	3	7.2m	10.0m (1)	11.6m (2)	2:04.64	28.22s	28.29s
6 MISTER QUIRK	4	10.1m	6.0m (1)	8.4m (1)	2:04.86	28.27s	28.72s
7 JOHNNY TANG	5	11.8m	12.2m (0)	14.2m (0)	2:04.99	28.24s	28.43s
9 OBADIAH DRAGON	6	13.1m	14.4m (1)	16.8m (2)	2:05.08	28.27s	28.34s
5 HOT CRUISE CONTROL	7	13.2m	18.4m (1)	20.8m (2)	2:05.09	28.27s	28.06s
1 FORESIGHT	8	14.6m	8.2m (0)	9.8m (0)	2:05.20	28.21s	28.94s
2 THE COUNTY SHERIFF	9	17.7m	4.0m (0)	5.6m (0)	2:05.43	28.21s	29.46s
4 JILLIBY TOMCAT	10	20.3m	16.0m (0)	19.8m (0)	2:05.62	28.37s	28.64s

## Finish Position and metres gained

First Arrow shows distance gain/loss from 2nd Qtr to 3rd Qtr, Second Arrow shows distance gain/loss from 3rd Qtr to Finish Blue arrow indicates best gain in these quarters.



800

Visual positions in race at 2nd Quarter



400

Visual positions in race at 3rd Quarter

# Penrith Race 3 Distance 1720m

Thursday, 4 December 2025


Gross Time: 2:02.90 MileRate: 1:55.00 LeadTime: 7.60s First Qtr: 29.00s Second Qtr: 29.80s Third Qtr: 28.00s Fourth Qtr: 28.50s

DATA TABLE: 800 / 400 Posi's are position from leader and (how wide the horse was at that position)

NoHorse	Plc	Mar	800 Posi	400 Posi	Time	3rd Qtr	4th Qt
5 CHARLIES ACE	1	0.0m	0.0m (0)	0.0m (0)	2:02.90	28.00s	28.50s
3 SHARK DANCER	2	0.5m	4.0m (0)	4.0m (0)	2:02.94	28.00s	28.25s
1 WOODLEA BEAVER	3	10.5m	8.2m (0)	8.8m (0)	2:03.69	28.04s	28.62s
9 MAID OF MONEY	4	10.8m	13.0m (1)	13.6m (2)	2:03.71	28.04s	28.30s
10 HEAVENLY REASON	5	14.3m	16.0m (0)	18.6m (0)	2:03.97	28.19s	28.20s
7 FLO RYDA	6	18.3m	12.2m (0)	14.2m (0)	2:04.27	28.14s	28.79s
6 LILS NIGHTMARE	7	22.9m	17.8m (1)	18.2m (2)	2:04.61	28.03s	28.83s
4 RIO DE JANEIRO BLUE	8	25.3m	21.8m (1)	22.4m (2)	2:04.79	28.04s	28.71s
8 WHEREISHE	9	26.2m	3.2m (1)	5.4m (1)	2:04.86	28.14s	29.97s
2 CROWN MOJO	10	47.4m	8.8m (1)	10.8m (1)	2:06.45	28.12s	31.09s

## Finish Position and metres gained

First Arrow shows distance gain/loss from 2nd Qtr to 3rd Qtr,  
Second Arrow shows distance gain/loss from 3rd Qtr to Finish  
Blue arrow indicates best gain in these quarters.



800

Visual positions in race at 2nd Quarter



400

Visual positions in race at 3rd Quarter



Powered by



Harness Analyser

Sectional Analysis Software

Not just form | Free Trial

[www.facebook.com/PJHarnessRacing](http://www.facebook.com/PJHarnessRacing)



RISE Digital, Harness Racing Australia nor the provider accepts any responsibility for the completeness or accuracy of any of the information contained herein, and makes no representations about its suitability for any particular purpose. Users should make their own judgements about those matters and/or seek independent advice. You assume all risks associated with use of data provided on this page

# Penrith Race 4 Distance 1720m

Thursday, 4 December 2025


Gross Time: 2:02.90 MileRate: 1:55.00 LeadTime: 7.30s First Qtr: 29.10s Second Qtr: 29.70s Third Qtr: 28.00s Fourth Qtr: 28.80s

DATA TABLE: 800 / 400 Posi's are position from leader and (how wide the horse was at that position)

No	Horse	Plc	Mar	800 Posi	400 Posi	Time	3rd Qtr	4th Qt
8	OUR UNCLE JIM	1	0.0m	8.2m (0)	4.6m (1)	2:02.90	27.75s	28.47s
3	NOTHINGBUTWAVES	2	3.2m	1.4m (1)	0.6m (1)	2:03.14	27.94s	28.99s
4	ADMIRABLE	3	6.4m	12.4m (0)	8.4m (1)	2:03.38	27.72s	28.66s
7	STORMTIDE	4	6.6m	4.4m (0)	4.2m (0)	2:03.40	27.98s	28.97s
1	BOLERO	5	7.7m	0.0m (0)	0.0m (0)	2:03.48	27.99s	29.35s
5	PELIGROSO	6	11.9m	16.8m (0)	12.4m (0)	2:03.80	27.69s	28.76s
10	CONSTANTINA	7	13.3m	15.6m (1)	15.2m (2)	2:03.91	27.97s	28.66s
2	ITS DOWN TO DIGGER	8	19.3m	6.8m (1)	13.2m (1)	2:04.36	28.45s	29.24s
9	BARNSTORMER	9	36.4m	11.2m (1)	18.2m (1)	2:05.65	28.48s	30.10s

## Finish Position and metres gained

First Arrow shows distance gain/loss from 2nd Qtr to 3rd Qtr,  
Second Arrow shows distance gain/loss from 3rd Qtr to Finish  
Blue arrow indicates best gain in these quarters.



800

Visual positions in race at 2nd Quarter



400

Visual positions in race at 3rd Quarter



Powered by



Harness Analyser

Sectional Analysis Software

Not just form | Free Trial

[www.facebook.com/PJHarnessRacing](http://www.facebook.com/PJHarnessRacing)



RISE Digital, Harness Racing Australia nor the provider accepts any responsibility for the completeness or accuracy of any of the information contained herein, and makes no representations about its suitability for any particular purpose. Users should make their own judgements about those matters and/or seek independent advice. You assume all risks associated with use of data provided on this page



# Penrith Race 5 Distance 1720m

Thursday, 4 December 2025


Gross Time: 2:02.00 MileRate: 1:54.20 LeadTime: 7.50s First Qtr: 28.80s Second Qtr: 29.00s Third Qtr: 27.90s Fourth Qtr: 28.80s

DATA TABLE: 800 / 400 Posi's are position from leader and (how wide the horse was at that position)

NoHorse	Plc	Mar	800 Posi	400 Posi	Time	3rd Qtr	4th Qt
1 THE GREEK GENERAL	1	0.0m	4.0m (0)	3.6m (1)	2:02.00	27.88s	28.54s
7 ONE FOR THE RODI	2	1.3m	8.4m (0)	7.6m (0)	2:02.10	27.85s	28.35s
4 MR TEDDY	3	5.0m	3.6m (1)	4.4m (2)	2:02.38	27.96s	28.84s
8 ROYAL DIVISION	4	6.0m	13.4m (1)	10.6m (2)	2:02.45	27.71s	28.47s
10 FIRE FOX	5	6.1m	13.8m (0)	13.6m (1)	2:02.46	27.89s	28.26s
3 PRINCE OF PEACE	6	9.5m	9.0m (1)	9.0m (1)	2:02.72	27.90s	28.84s
2 GIVE ME A MINUTE	7	10.4m	0.0m (0)	0.0m (0)	2:02.79	27.89s	29.54s
6 PORT AU PRINCE	8	11.6m	18.6m (0)	17.4m (1)	2:02.88	27.82s	28.38s
5 GIPSY PRINCESS	9	12.4m	22.6m (1)	18.4m (2)	2:02.94	27.61s	28.37s
9 PERUN	10	23.5m	18.4m (1)	23.0m (0)	2:03.78	28.22s	28.84s

## Finish Position and metres gained

First Arrow shows distance gain/loss from 2nd Qtr to 3rd Qtr,  
Second Arrow shows distance gain/loss from 3rd Qtr to Finish  
Blue arrow indicates best gain in these quarters.



800

Visual positions in race at 2nd Quarter



400

Visual positions in race at 3rd Quarter



Powered by



Harness Analyser

Sectional Analysis Software

Not just form | Free Trial

[www.facebook.com/PJHarnessRacing](http://www.facebook.com/PJHarnessRacing)



RISE Digital, Harness Racing Australia nor the provider accepts any responsibility for the completeness or accuracy of any of the information contained herein, and makes no representations about its suitability for any particular purpose. Users should make their own judgements about those matters and/or seek independent advice. You assume all risks associated with use of data provided on this page

# Penrith Race 6 Distance 2125m

Thursday, 4 December 2025

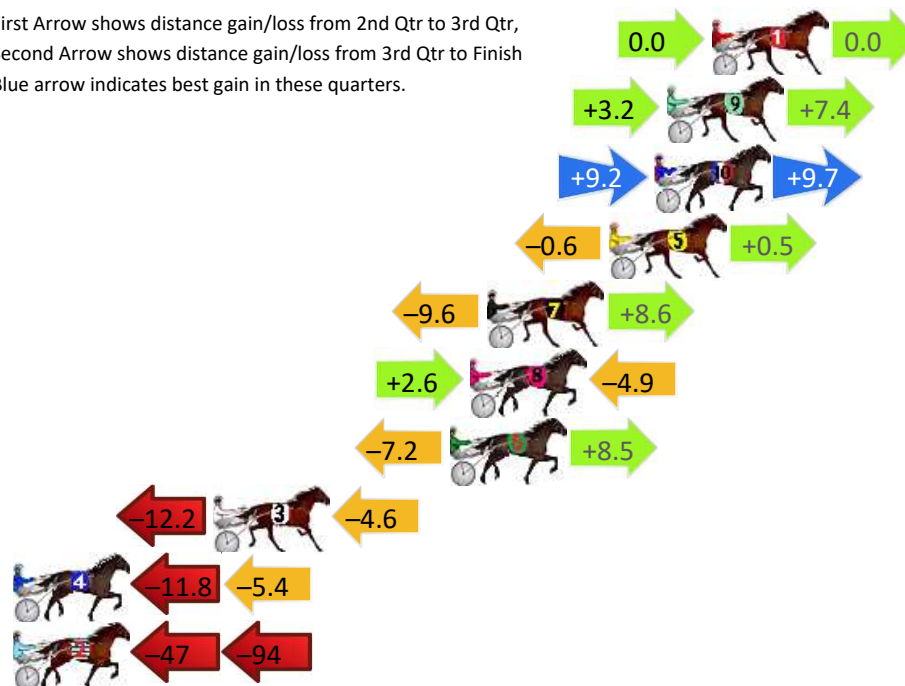
Gross Time: 2:36.70 MileRate: 1:58.70 LeadTime: 37.00s First Qtr: 30.50s Second Qtr: 29.60s Third Qtr: 29.40s Fourth Qtr: 30.20s

DATA TABLE: 800 / 400 Posi's are position from leader and (how wide the horse was at that position)

No	Horse	Plc	Mar	800 Posi	400 Posi	Time	3rd Qtr	4th Qt
1	KINGSTON RAINBOW	1	0.0m	0.0m (0)	0.0m (0)	2:36.70	29.40s	30.20s
9	ZAYNES TIGER	2	1.8m	12.4m (1)	9.2m (2)	2:36.84	29.17s	29.64s
10	HESAA LISTER	3	2.3m	21.2m (2)	12.0m (1)	2:36.88	28.73s	29.47s
5	HES MY REASON	4	4.1m	4.0m (0)	4.6m (1)	2:37.02	29.44s	30.16s
7	LOCKITINEDDY	5	9.0m	8.0m (0)	17.6m (0)	2:37.41	30.12s	29.55s
8	WATCH AFRICANDANCE	6	9.7m	7.4m (1)	4.8m (2)	2:37.47	29.20s	30.57s
6	IMA SHINKANSEN	7	10.5m	11.8m (0)	19.0m (1)	2:37.53	29.94s	29.56s
3	ROSES ARE BEST	8	20.0m	3.2m (1)	15.4m (2)	2:38.28	30.30s	30.55s
4	OLLIE ONE SHOT	9	37.4m	20.2m (0)	32.0m (0)	2:39.66	30.27s	30.61s
2	FULLOFFIGHT	10	163.2m	23.4m (1)	70.0m (0)	2:49.61	32.76s	37.20s

## Finish Position and metres gained

First Arrow shows distance gain/loss from 2nd Qtr to 3rd Qtr,  
Second Arrow shows distance gain/loss from 3rd Qtr to Finish  
Blue arrow indicates best gain in these quarters.



800

Visual positions in race at 2nd Quarter



400

Visual positions in race at 3rd Quarter



Powered by



Harness Analyser

Sectional Analysis Software

Not just form | Free Trial

[www.facebook.com/PJHarnessRacing](http://www.facebook.com/PJHarnessRacing)



RISE Digital, Harness Racing Australia nor the provider accepts any responsibility for the completeness or accuracy of any of the information contained herein, and makes no representations about its suitability for any particular purpose. Users should make their own judgements about those matters and/or seek independent advice. You assume all risks associated with use of data provided on this page

# Penrith Race 7 Distance 2125m

Thursday, 4 December 2025


Gross Time: 2:38.80 MileRate: 2:00.30 LeadTime: 38.90s First Qtr: 32.30s Second Qtr: 30.50s Third Qtr: 28.80s Fourth Qtr: 28.30s

DATA TABLE: 800 / 400 Posi's are position from leader and (how wide the horse was at that position)

No	Horse	Plc	Mar	800 Posi	400 Posi	Time	3rd Qtr	4th Qt
3	DESIDERIO	1	0.0m	0.0m (0)	0.0m (0)	2:38.80	28.80s	28.30s
2	BETTING STAR	2	0.1m	3.8m (0)	4.0m (0)	2:38.81	28.81s	28.03s
1	BETTOR BE LUCKY	3	15.0m	7.8m (0)	8.2m (0)	2:39.92	28.83s	28.78s
8	AGIFTFROMTHEANG ELS	4	16.9m	5.2m (1)	8.2m (1)	2:40.06	29.02s	28.91s
7	PALATINO	5	17.1m	11.6m (0)	12.2m (0)	2:40.07	28.85s	28.64s
10	STELLINA	6	19.7m	13.8m (1)	11.2m (3)	2:40.26	28.62s	28.90s
4	GREY CADILLAC	7	21.3m	0.8m (1)	3.8m (1)	2:40.38	29.02s	29.53s
5	MADAZALWAYS	8	22.2m	18.4m (0)	16.2m (0)	2:40.45	28.65s	28.72s
9	MAGIC MATTEO	9	25.5m	9.6m (1)	12.6m (1)	2:40.70	29.02s	29.21s
6	LOOKIN GOOD MARGIE	10	36.8m	11.2m (2)	8.8m (2)	2:41.54	28.65s	30.27s

## Finish Position and metres gained

First Arrow shows distance gain/loss from 2nd Qtr to 3rd Qtr,  
Second Arrow shows distance gain/loss from 3rd Qtr to Finish  
Blue arrow indicates best gain in these quarters.



800

Visual positions in race at 2nd Quarter



400

Visual positions in race at 3rd Quarter

# Penrith Race 8 Distance 1720m

Thursday, 4 December 2025

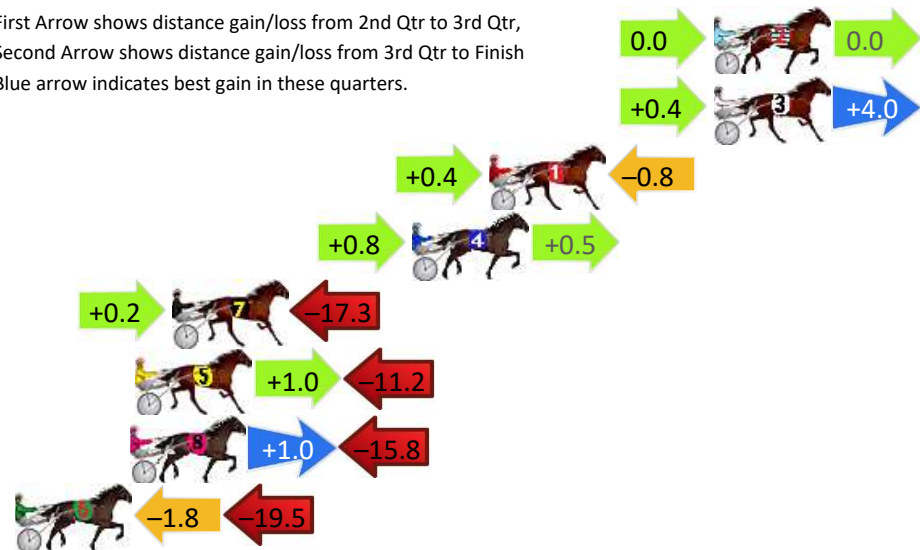
Gross Time: 2:06.90 MileRate: 1:58.70 LeadTime: 7.90s First Qtr: 31.40s Second Qtr: 30.80s Third Qtr: 29.00s Fourth Qtr: 27.80s

DATA TABLE: 800 / 400 Posi's are position from leader and (how wide the horse was at that position)

No	Horse	Plc	Mar	800 Posi	400 Posi	Time	3rd Qtr	4th Qt
2	KELLYS COLOURS	1	0.0m	0.0m (0)	0.0m (0)	2:06.90	29.00s	27.80s
3	SOVEREIGN PLACE	1	0.0m	4.4m (0)	4.0m (0)	2:06.90	28.97s	27.52s
1	THATS WICKED	3	9.0m	8.6m (0)	8.2m (0)	2:07.56	28.97s	27.86s
4	MERRYWOOD LOU	4	12.1m	13.4m (0)	12.6m (0)	2:07.78	28.94s	27.77s
7	CHARLENES DELIGHT	5	21.7m	4.6m (1)	4.4m (1)	2:08.49	29.01s	29.00s
5	WICKED LEGEND	6	23.2m	13.0m (1)	12.0m (2)	2:08.60	28.95s	28.57s
8	MIDNIGHT HAZE	7	23.4m	8.6m (1)	7.6m (2)	2:08.61	28.95s	28.89s
6	NELLI TRISTAR	8	38.9m	17.6m (1)	19.4m (1)	2:09.74	29.16s	29.15s

## Finish Position and metres gained

First Arrow shows distance gain/loss from 2nd Qtr to 3rd Qtr,  
Second Arrow shows distance gain/loss from 3rd Qtr to Finish  
Blue arrow indicates best gain in these quarters.



800

Visual positions in race at 2nd Quarter



400

Visual positions in race at 3rd Quarter



Powered by



Harness Analyser

Sectional Analysis Software

Not just form | Free Trial

[www.facebook.com/PJHarnessRacing](http://www.facebook.com/PJHarnessRacing)



RISE Digital, Harness Racing Australia nor the provider accepts any responsibility for the completeness or accuracy of any of the information contained herein, and makes no representations about its suitability for any particular purpose. Users should make their own judgements about those matters and/or seek independent advice. You assume all risks associated with use of data provided on this page