

# Tamworth Race 1 Distance 1609m

Thursday, 4 December 2025

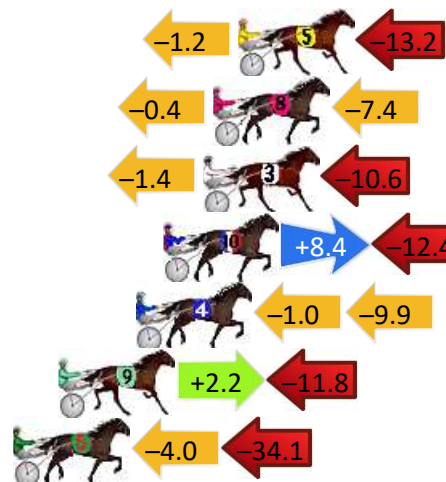
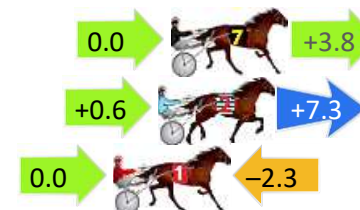
Gross Time: 1:58.10 MileRate: 1:58.10 LeadTime: 0.00s First Qtr: 28.20s Second Qtr: 31.30s Third Qtr: 29.30s Fourth Qtr: 29.30s

DATA TABLE: 800 / 400 Posi's are position from leader and (how wide the horse was at that position)

NoHorse	Plc	Mar	800 Posi	400 Posi	Time	3rd Qtr	4th Qt
7 FRONTLINER	1	0.0m	3.8m (0)	3.8m (0)	1:58.10	29.30s	29.02s
2 ROCKNROLL TONY	2	0.5m	8.4m (0)	7.8m (0)	1:58.14	29.26s	28.77s
1 BELLRIVERGIRL	3	2.3m	0.0m (0)	0.0m (0)	1:58.28	29.30s	29.47s
5 SAFE JEWELS	4	19.0m	4.6m (1)	5.8m (2)	1:59.56	29.39s	30.26s
8 IM NO GIFT	5	20.0m	12.2m (0)	12.6m (0)	1:59.64	29.33s	29.84s
3 CAROLSDIAMOND	6	20.4m	8.4m (1)	9.8m (2)	1:59.67	29.40s	30.07s
10 AGENT CALLAN	7	22.0m	18.0m (2)	9.6m (3)	1:59.79	28.69s	30.20s
4 IDEAL HEAVEN	8	23.1m	12.2m (1)	13.2m (1)	1:59.88	29.37s	30.02s
9 MAC STUBBORN	9	26.2m	16.6m (1)	14.4m (3)	2:00.11	29.14s	30.16s
6 BENJIMAGEE	10	38.5m	0.4m (1)	4.4m (1)	2:01.06	29.59s	31.78s

## Finish Position and metres gained

First Arrow shows distance gain/loss from 2nd Qtr to 3rd Qtr, Second Arrow shows distance gain/loss from 3rd Qtr to Finish Blue arrow indicates best gain in these quarters.



800

Visual positions in race at 2nd Quarter



400

Visual positions in race at 3rd Quarter



Powered by



Harness Analyser

Sectional Analysis Software

Not just form | Free Trial

[www.facebook.com/PJHarnessRacing](http://www.facebook.com/PJHarnessRacing)



RISE Digital, Harness Racing Australia nor the provider accepts any responsibility for the completeness or accuracy of any of the information contained herein, and makes no representations about its suitability for any particular purpose. Users should make their own judgements about those matters and/or seek independent advice. You assume all risks associated with use of data provided on this page

# Tamworth Race 2 Distance 1609m

Thursday, 4 December 2025

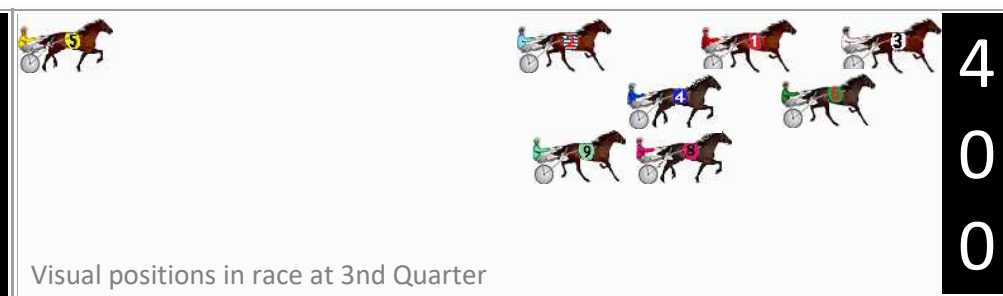

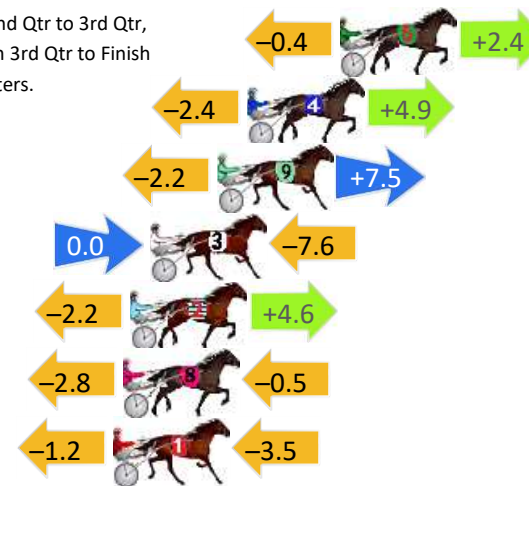
Gross Time: 1:58.50 MileRate: 1:58.50 LeadTime: 0.00s First Qtr: 29.10s Second Qtr: 29.90s Third Qtr: 28.90s Fourth Qtr: 30.60s

DATA TABLE: 800 / 400 Posi's are position from leader and (how wide the horse was at that position)

NoHorse	Plc	Mar	800 Posi	400 Posi	Time	3rd Qtr	4th Qt
6 WAITPINGA REACTOR	1	0.0m	2.0m (1)	2.4m (1)	1:58.50	28.93s	30.42s
4 TRUTHBETOLD	2	3.7m	6.2m (1)	8.6m (1)	1:58.80	29.09s	30.23s
9 CORAL CAYS	3	4.9m	10.2m (1)	12.4m (2)	1:58.89	29.08s	30.03s
3 STELLA CARLIN	4	7.6m	0.0m (0)	0.0m (0)	1:59.11	28.88s	31.18s
2 WHAT AGAIN SHANNON	5	8.4m	10.8m (0)	13.0m (0)	1:59.17	29.07s	30.25s
8 ALTIANO	6	8.7m	5.4m (2)	8.2m (2)	1:59.20	29.11s	30.64s
1 GERRYS JEWEL	7	9.1m	4.4m (0)	5.6m (0)	1:59.23	28.98s	30.87s
5 SPOOKY ART	8	113.8m	60.0m (0)	85.0m (0)	2:07.61	30.69s	32.79s

## Finish Position and metres gained

First Arrow shows distance gain/loss from 2nd Qtr to 3rd Qtr,  
Second Arrow shows distance gain/loss from 3rd Qtr to Finish  
Blue arrow indicates best gain in these quarters.



# Tamworth Race 3 Distance 1980m

Thursday, 4 December 2025

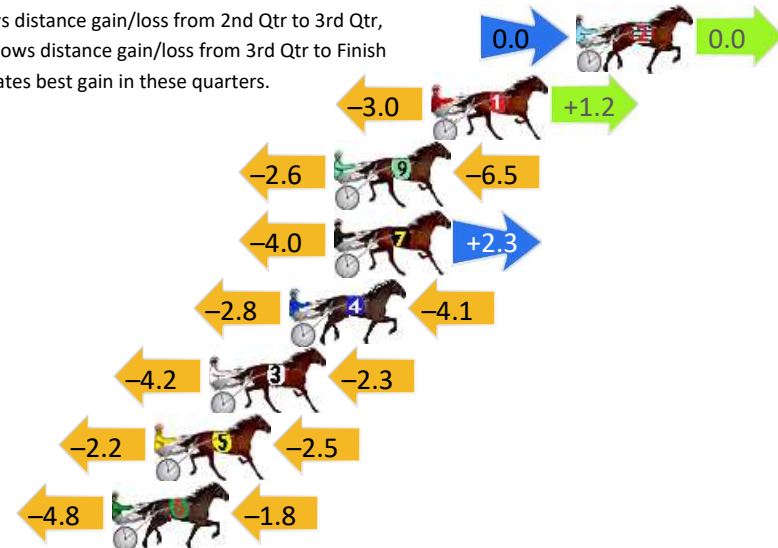
Gross Time: 2:29.40 MileRate: 2:01.40 LeadTime: 27.30s First Qtr: 32.70s Second Qtr: 31.60s Third Qtr: 29.20s Fourth Qtr: 28.60s

DATA TABLE: 800 / 400 Posi's are position from leader and (how wide the horse was at that position)

NoHorse	Plc	Mar	800 Posi	400 Posi	Time	3rd Qtr	4th Qt
2 CHARJO	1	0.0m	0.0m (0)	0.0m (0)	2:29.40	29.20s	28.60s
1 GIRLSGOTCURLS	2	5.8m	4.0m (0)	7.0m (0)	2:29.84	29.41s	28.51s
9 FEISTY TIGER	3	9.7m	0.6m (1)	3.2m (1)	2:30.13	29.39s	29.06s
7 HEAVENLY TURBO	4	9.7m	8.0m (0)	12.0m (0)	2:30.13	29.49s	28.44s
4 MAKE MINE BETTOR	5	11.5m	4.6m (1)	7.4m (1)	2:30.26	29.40s	28.89s
3 ELLIE RIPPIN	6	14.7m	8.2m (1)	12.4m (1)	2:30.50	29.50s	28.76s
5 VERY NEEDEY	7	16.9m	12.2m (1)	14.4m (2)	2:30.67	29.36s	28.78s
6 HEY DUDE	8	18.6m	12.0m (0)	16.8m (0)	2:30.80	29.55s	28.73s

## Finish Position and metres gained

First Arrow shows distance gain/loss from 2nd Qtr to 3rd Qtr,  
Second Arrow shows distance gain/loss from 3rd Qtr to Finish  
Blue arrow indicates best gain in these quarters.



800

Visual positions in race at 2nd Quarter



400

Visual positions in race at 3rd Quarter



Powered by



Harness Analyser

Sectional Analysis Software

Not just form | Free Trial

[www.facebook.com/PJHarnessRacing](http://www.facebook.com/PJHarnessRacing)



RISE Digital, Harness Racing Australia nor the provider accepts any responsibility for the completeness or accuracy of any of the information contained herein, and makes no representations about its suitability for any particular purpose. Users should make their own judgements about those matters and/or seek independent advice. You assume all risks associated with use of data provided on this page

# Tamworth Race 4 Distance 1609m

Thursday, 4 December 2025

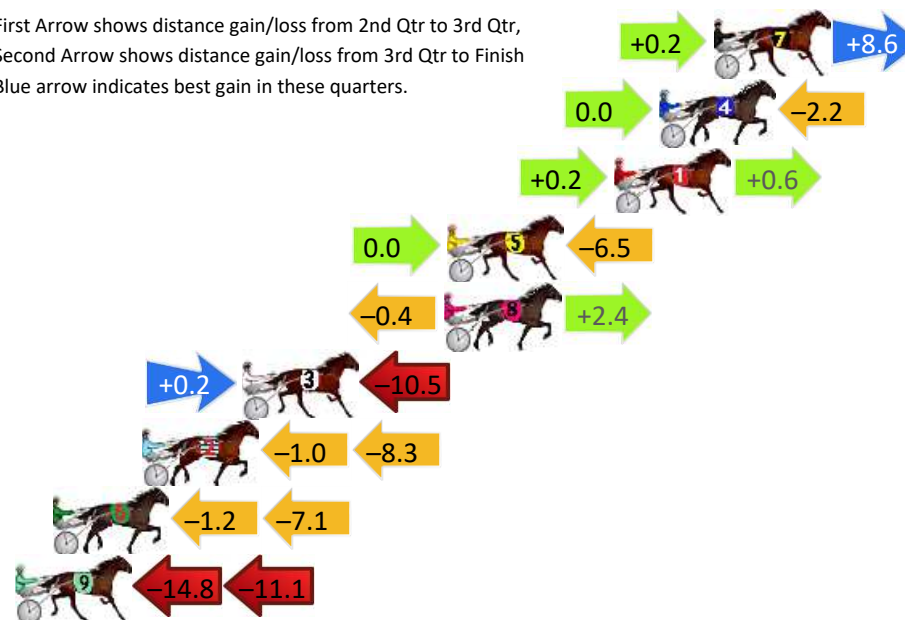
Gross Time: 1:56.70 MileRate: 1:56.70 LeadTime: 0.00s First Qtr: 28.90s Second Qtr: 30.00s Third Qtr: 28.40s Fourth Qtr: 29.40s

DATA TABLE: 800 / 400 Posi's are position from leader and (how wide the horse was at that position)

NoHorse	Plc	Mar	800 Posi	400 Posi	Time	3rd Qtr	4th Qt
7 LIMOUSINE CHEEKY	1	0.0m	8.8m (0)	8.6m (0)	1:56.70	28.40s	28.77s
4 ROCKINDOWNUNDE R	2	2.2m	0.0m (0)	0.0m (0)	1:56.87	28.40s	29.56s
1 WHENS LUNCH	3	4.0m	4.8m (0)	4.6m (0)	1:57.01	28.39s	29.36s
5 ADRENALINE RUSH	4	10.7m	4.2m (1)	4.2m (1)	1:57.52	28.39s	29.88s
8 ANNIE CROCKER	5	10.8m	12.8m (0)	13.2m (0)	1:57.53	28.43s	29.22s
3 DRAKAINA	6	18.9m	8.6m (1)	8.4m (1)	1:58.16	28.37s	30.17s
2 KATASTROPHEE	7	22.9m	13.6m (1)	14.6m (1)	1:58.47	28.46s	30.01s
6 DOUGS RULES	8	26.5m	18.2m (1)	19.4m (1)	1:58.74	28.48s	29.92s
9 PEPPA BLISS	9	29.5m	3.6m (2)	18.4m (2)	1:58.97	29.45s	30.21s

## Finish Position and metres gained

First Arrow shows distance gain/loss from 2nd Qtr to 3rd Qtr,  
Second Arrow shows distance gain/loss from 3rd Qtr to Finish  
Blue arrow indicates best gain in these quarters.



Visual positions in race at 2nd Quarter



Visual positions in race at 3rd Quarter



Powered by



Harness Analyser

Sectional Analysis Software

Not just form | Free Trial

[www.facebook.com/PJHarnessRacing](http://www.facebook.com/PJHarnessRacing)



RISE Digital, Harness Racing Australia nor the provider accepts any responsibility for the completeness or accuracy of any of the information contained herein, and makes no representations about its suitability for any particular purpose. Users should make their own judgements about those matters and/or seek independent advice. You assume all risks associated with use of data provided on this page



# Tamworth Race 5 Distance 1609m

Thursday, 4 December 2025

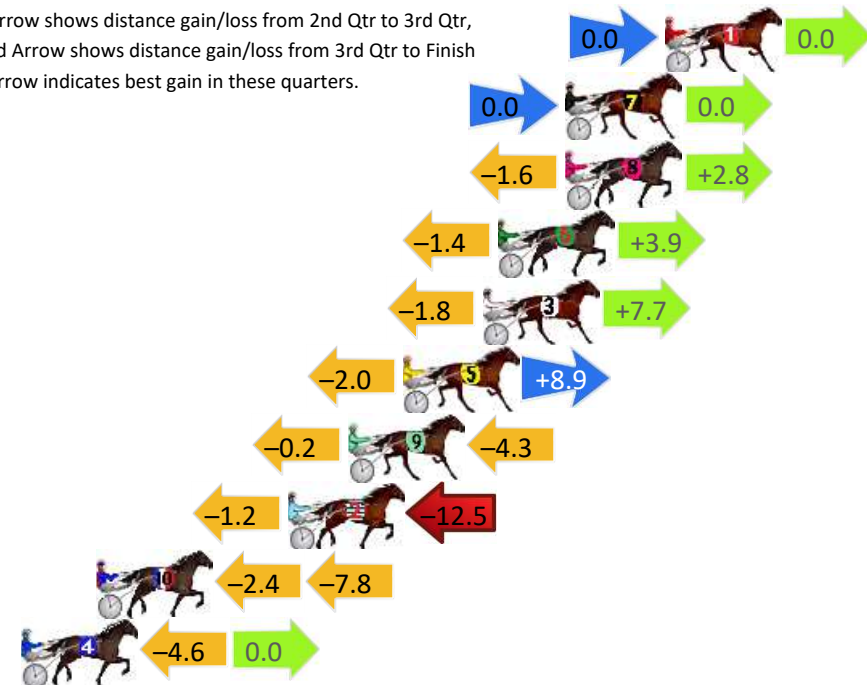
Gross Time: 1:57.50 MileRate: 1:57.50 LeadTime: 0.00s First Qtr: 28.80s Second Qtr: 30.60s Third Qtr: 28.80s Fourth Qtr: 29.40s

DATA TABLE: 800 / 400 Posi's are position from leader and (how wide the horse was at that position)

NoHorse	Plc	Mar	800 Posi	400 Posi	Time	3rd Qtr	4th Qt
1 DOUBLE LINES	1	0.0m	0.0m (0)	0.0m (0)	1:57.50	28.80s	29.40s
7 COUNTRY MAJOR	2	4.0m	4.0m (0)	4.0m (0)	1:57.81	28.80s	29.40s
8 BE GOOD BENNY	2	4.0m	5.2m (1)	6.8m (1)	1:57.81	28.92s	29.20s
6 BRAVE BONDI	4	6.7m	9.2m (1)	10.6m (2)	1:58.02	28.90s	29.11s
3 TASMANS DELIGHT	5	7.3m	13.2m (1)	15.0m (1)	1:58.06	28.94s	28.84s
5 HEAVENLY SONG	6	10.5m	17.4m (1)	19.4m (1)	1:58.31	28.95s	28.75s
9 SEVEN RIPPIN ACES	7	12.7m	8.2m (0)	8.4m (0)	1:58.48	28.81s	29.71s
2 SPARKLING SUE	8	15.1m	1.4m (1)	2.6m (1)	1:58.66	28.88s	30.31s
10 THUNDAMENTAL	9	22.8m	12.6m (0)	15.0m (0)	1:59.26	28.97s	29.97s
4 YOGI	10	25.8m	21.2m (1)	25.8m (0)	1:59.49	29.13s	29.40s

## Finish Position and metres gained

First Arrow shows distance gain/loss from 2nd Qtr to 3rd Qtr,  
Second Arrow shows distance gain/loss from 3rd Qtr to Finish  
Blue arrow indicates best gain in these quarters.



800

Visual positions in race at 2nd Quarter



400

Visual positions in race at 3rd Quarter



Powered by  
**PJ** Harness Analyser

Sectional Analysis Software  
Not just form | Free Trial

[www.facebook.com/PJHarnessRacing](http://www.facebook.com/PJHarnessRacing)



RISE Digital, Harness Racing Australia nor the provider accepts any responsibility for the completeness or accuracy of any of the information contained herein, and makes no representations about its suitability for any particular purpose. Users should make their own judgements about those matters and/or seek independent advice. You assume all risks associated with use of data provided on this page

# Tamworth Race 6 Distance 1609m

Thursday, 4 December 2025


Gross Time: 1:57.90 MileRate: 1:57.90 LeadTime: 0.00s First Qtr: 29.60s Second Qtr: 30.90s Third Qtr: 28.90s Fourth Qtr: 28.50s

DATA TABLE: 800 / 400 Posi's are position from leader and (how wide the horse was at that position)

NoHorse	Plc	Mar	800 Posi	400 Posi	Time	3rd Qtr	4th Qt
8 ULTIMATE TROUBLE	1	0.0m	11.4m (1)	9.2m (1)	1:57.90	28.74s	27.85s
3 ARTFUL PRINCE	2	3.5m	3.2m (1)	0.2m (1)	1:58.16	28.69s	28.73s
1 BRING YOUR BEST	3	3.9m	0.0m (0)	0.0m (0)	1:58.19	28.90s	28.78s
2 KARALTA COURAGE	4	4.9m	7.2m (1)	4.4m (1)	1:58.27	28.70s	28.54s
4 THE IRISH EAGLE	5	7.3m	12.4m (0)	12.6m (0)	1:58.45	28.91s	28.12s
7 MY LATIN LADY	6	8.6m	4.2m (0)	4.0m (0)	1:58.54	28.89s	28.83s
5 OTIS RISING	7	9.9m	8.2m (0)	8.2m (0)	1:58.64	28.90s	28.62s
9 YOU CANNOT HIDE	8	10.6m	15.6m (1)	13.8m (1)	1:58.69	28.77s	28.27s
6 RIPPIN GOOD FEELIN	9	20.0m	16.4m (0)	16.8m (0)	1:59.40	28.93s	28.73s

## Finish Position and metres gained

First Arrow shows distance gain/loss from 2nd Qtr to 3rd Qtr,  
Second Arrow shows distance gain/loss from 3rd Qtr to Finish  
Blue arrow indicates best gain in these quarters.



800

Visual positions in race at 2nd Quarter



400

Visual positions in race at 3rd Quarter



Powered by



Harness Analyser

Sectional Analysis Software

Not just form | Free Trial

www.facebook.com/PJHarnessRacing



RISE Digital, Harness Racing Australia nor the provider accepts any responsibility for the completeness or accuracy of any of the information contained herein, and makes no representations about its suitability for any particular purpose. Users should make their own judgements about those matters and/or seek independent advice. You assume all risks associated with use of data provided on this page

# Tamworth Race 7 Distance 1980m

Thursday, 4 December 2025

Gross Time: 2:24.30

MileRate: 1:57.30

LeadTime: 26.50s

First Qtr: 29.90s

Second Qtr: 29.50s

Third Qtr: 29.40s


Fourth Qtr: 29.00s

DATA TABLE: 800 / 400 Posi's are position from leader and (how wide the horse was at that position)

NoHorse	Plc	Mar	800 Posi	400 Posi	Time	3rd Qtr	4th Qt
1 ARNIES ARMY	1	0.0m	0.0m (0)	0.0m (0)	2:24.30	29.40s	29.00s
3 THREEBUSHELFOATS	2	6.4m	7.0m (1)	1.6m (1)	2:24.79	29.01s	29.35s
7 FOUR FEATHERS	3	9.4m	4.0m (0)	4.4m (0)	2:25.02	29.43s	29.36s
9 MAJOR MICKEY	4	12.0m	12.2m (0)	12.8m (0)	2:25.21	29.44s	28.94s
8 GROSESTAR	5	13.7m	11.6m (1)	7.0m (2)	2:25.34	29.07s	29.48s
10 NIFTY STUDLEIGH	6	13.9m	16.6m (0)	16.8m (1)	2:25.36	29.41s	28.79s
2 ROCKET BOY	7	14.4m	8.2m (0)	8.8m (0)	2:25.40	29.45s	29.40s
5 NIGHT TO REMEMBER	8	25.3m	15.6m (1)	14.2m (2)	2:26.23	29.30s	29.80s
6 BETTOR KEEP ROCKING	9	28.4m	21.8m (0)	18.6m (2)	2:26.46	29.17s	29.71s
4 TABRA	10	42.1m	3.0m (1)	10.0m (1)	2:27.50	29.92s	31.31s

## Finish Position and metres gained

First Arrow shows distance gain/loss from 2nd Qtr to 3rd Qtr,  
Second Arrow shows distance gain/loss from 3rd Qtr to Finish  
Blue arrow indicates best gain in these quarters.



800

Visual positions in race at 2nd Quarter



400

Visual positions in race at 3rd Quarter



Powered by



Harness Analyser

Sectional Analysis Software

Not just form | Free Trial

[www.facebook.com/PJHarnessRacing](http://www.facebook.com/PJHarnessRacing)



RISE Digital, Harness Racing Australia nor the provider accepts any responsibility for the completeness or accuracy of any of the information contained herein, and makes no representations about its suitability for any particular purpose. Users should make their own judgements about those matters and/or seek independent advice. You assume all risks associated with use of data provided on this page

# Tamworth Race 8 Distance 1980m

Thursday, 4 December 2025

Gross Time: 2:25.60

MileRate: 1:58.30

LeadTime: 26.30s

First Qtr: 31.30s

Second Qtr: 29.30s

Third Qtr: 28.80s

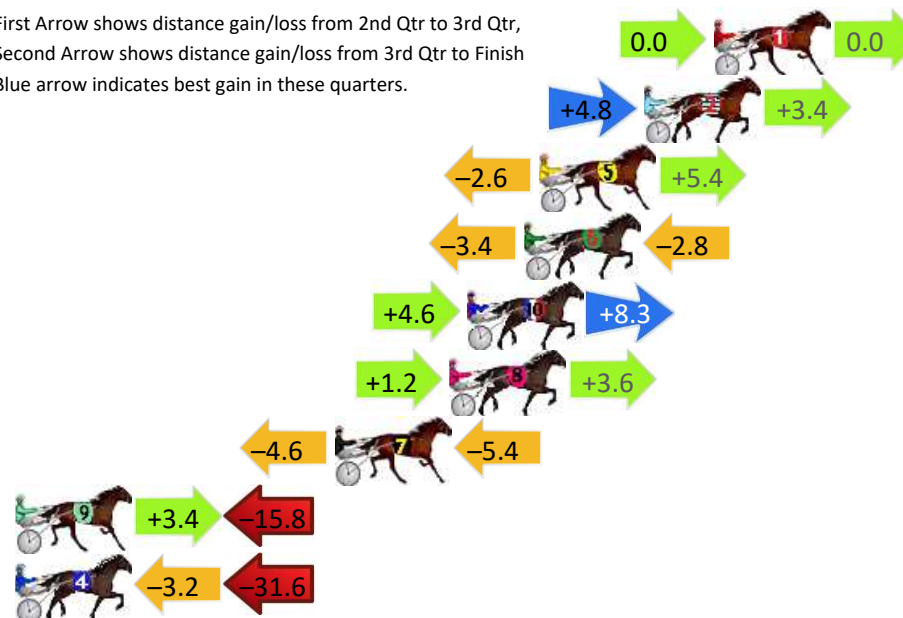
Fourth Qtr: 29.90s

DATA TABLE: 800 / 400 Posi's are position from leader and (how wide the horse was at that position)

NoHorse	Plc	Mar	800 Posi	400 Posi	Time	3rd Qtr	4th Qt
1 IM LORD TOMMY	1	0.0m	0.0m (0)	0.0m (0)	2:25.60	28.80s	29.90s
2 RIPPIN RUPERT	2	2.8m	11.0m (1)	6.2m (2)	2:25.82	28.45s	29.65s
5 OHWHATIWOULDGI VE	3	7.0m	9.8m (0)	12.4m (2)	2:26.15	29.00s	29.50s
6 ONETANGI GIRL	4	7.6m	1.4m (1)	4.8m (0)	2:26.20	29.04s	30.11s
10 TRALEE SNICKAS	5	9.9m	22.8m (1)	18.2m (3)	2:26.38	28.48s	29.28s
8 TIGERMAC	6	10.6m	15.4m (1)	14.2m (3)	2:26.43	28.72s	29.63s
7 THOMAS ROYAL	7	15.2m	5.2m (0)	9.8m (0)	2:26.79	29.13s	30.30s
9 JOE BY THE SEASIDE	8	31.2m	18.8m (0)	15.4m (0)	2:28.04	28.53s	31.07s
4 WHISKEY ROYALE	9	41.4m	6.6m (1)	9.8m (1)	2:28.84	28.99s	32.25s

## Finish Position and metres gained

First Arrow shows distance gain/loss from 2nd Qtr to 3rd Qtr,  
Second Arrow shows distance gain/loss from 3rd Qtr to Finish  
Blue arrow indicates best gain in these quarters.



800

Visual positions in race at 2nd Quarter



400

Visual positions in race at 3rd Quarter



Powered by



Harness Analyser

Sectional Analysis Software

Not just form | Free Trial

[www.facebook.com/PJHarnessRacing](http://www.facebook.com/PJHarnessRacing)



RISE Digital, Harness Racing Australia nor the provider accepts any responsibility for the completeness or accuracy of any of the information contained herein, and makes no representations about its suitability for any particular purpose. Users should make their own judgements about those matters and/or seek independent advice. You assume all risks associated with use of data provided on this page



# Tamworth Race 9 Distance 1609m

Thursday, 4 December 2025

Gross Time: 1:54.30 MileRate: 1:54.30 LeadTime: 0.00s First Qtr: 28.40s Second Qtr: 29.00s Third Qtr: 28.20s Fourth Qtr: 28.80s

DATA TABLE: 800 / 400 Posi's are position from leader and (how wide the horse was at that position)

No	Horse	Plc	Mar	800 Posi	400 Posi	Time	3rd Qtr	4th Qt
4	BUSHY BEACH	1	0.0m	0.0m (0)	0.0m (0)	1:54.30	28.20s	28.80s
2	PURE DRAGON	2	13.5m	6.4m (0)	4.6m (0)	1:55.32	28.07s	29.44s
1	SUPERBON	3	13.6m	10.4m (0)	10.0m (1)	1:55.33	28.17s	29.06s
5	ESCALERA	4	15.7m	18.6m (0)	19.0m (0)	1:55.49	28.23s	28.56s
10	ASHLEYS BLUE CHIP	5	16.2m	23.4m (1)	24.4m (3)	1:55.52	28.28s	28.21s
7	AWHOLELOTOFPRETTY	6	17.2m	14.6m (0)	13.6m (0)	1:55.60	28.13s	29.06s
6	THREE RIVERS	7	17.8m	3.4m (1)	4.4m (1)	1:55.65	28.26s	29.76s
8	ALLSOPP	8	21.9m	15.2m (1)	18.0m (2)	1:55.96	28.40s	29.08s
9	FAST TRACKER	9	29.5m	19.2m (1)	22.8m (2)	1:56.53	28.45s	29.28s
3	HE SAID SHE SAID	10	29.6m	9.2m (1)	15.6m (1)	1:56.54	28.64s	29.80s


## Finish Position and metres gained

First Arrow shows distance gain/loss from 2nd Qtr to 3rd Qtr, Second Arrow shows distance gain/loss from 3rd Qtr to Finish  
Blue arrow indicates best gain in these quarters.



800

Visual positions in race at 2nd Quarter



400

Visual positions in race at 3rd Quarter



Powered by  
**PJ** Harness Analyser

Sectional Analysis Software  
Not just form | Free Trial

[www.facebook.com/PJHarnessRacing](http://www.facebook.com/PJHarnessRacing)



RISE Digital, Harness Racing Australia nor the provider accepts any responsibility for the completeness or accuracy of any of the information contained herein, and makes no representations about its suitability for any particular purpose. Users should make their own judgements about those matters and/or seek independent advice. You assume all risks associated with use of data provided on this page