

Dubbo Race 1 Distance 1720m

Friday, 5 December 2025


Gross Time: 2:04.10 MileRate: 1:56.20 LeadTime: 7.30s First Qtr: 29.30s Second Qtr: 29.50s Third Qtr: 28.50s Fourth Qtr: 29.50s

DATA TABLE: 800 / 400 Posi's are position from leader and (how wide the horse was at that position)

No	Horse	Plc	Mar	800 Posi	400 Posi	Time	3rd Qtr	4th Qt
6	FESTINALENTE	1	0.0m	2.3m (1)	5.0m (0)	2:04.10	28.70s	29.14s
5	HOLME BOY	2	0.8m	0.0m (0)	0.0m (0)	2:04.16	28.50s	29.56s
7	STUDLEIGH STARLITE	3	2.4m	8.8m (0)	7.9m (1)	2:04.29	28.45s	29.12s
10	BURRABADINE BULLET	4	8.4m	13.3m (0)	12.6m (1)	2:04.75	28.47s	29.24s
8	WESTERN BILL	5	11.0m	15.8m (1)	20.7m (1)	2:04.95	28.87s	28.86s
3	HALL MOST AN ANGEL	6	14.6m	11.0m (1)	17.6m (3)	2:05.23	28.99s	29.36s
1	THREE PARTS GREY	7	24.7m	4.2m (0)	10.8m (0)	2:06.01	28.98s	30.63s
9	ZOLTON	8	27.3m	20.1m (0)	24.7m (2)	2:06.21	28.86s	29.83s
4	INVERLOCH DREAMING	9	35.6m	7.1m (1)	15.8m (2)	2:06.85	29.14s	31.11s

Finish Position and metres gained

First Arrow shows distance gain/loss from 2nd Qtr to 3rd Qtr, Second Arrow shows distance gain/loss from 3rd Qtr to Finish
Blue arrow indicates best gain in these quarters.



Visual positions in race at 2nd Quarter



Visual positions in race at 3rd Quarter



Powered by
PJ

Harness Analyser

Sectional Analysis Software
Not just form | Free Trial

www.facebook.com/PJHarnessRacing



RISE Digital, Harness Racing Australia nor the provider accepts any responsibility for the completeness or accuracy of any of the information contained herein, and makes no representations about its suitability for any particular purpose. Users should make their own judgements about those matters and/or seek independent advice. You assume all risks associated with use of data provided on this page

Dubbo Race 2 Distance 1720m

Friday, 5 December 2025



Gross Time: 2:04.90 MileRate: 1:56.90 LeadTime: 7.30s First Qtr: 29.70s Second Qtr: 28.80s Third Qtr: 28.90s Fourth Qtr: 30.20s

DATA TABLE: 800 / 400 Posi's are position from leader and (how wide the horse was at that position)

No	Horse	Plc	Mar	800 Posi	400 Posi	Time	3rd Qtr	4th Qt
8	GLENN FORD	1	0.0m	0.0m (1)	0.0m (1)	2:04.90	28.90s	30.20s
9	JOHNNYS BLUE	2	0.8m	8.7m (1)	12.7m (2)	2:04.96	29.21s	29.33s
10	YESNOLETSGO	3	3.9m	13.0m (1)	13.4m (3)	2:05.21	28.95s	29.53s
1	NEVERTOOLATE	4	4.1m	4.6m (0)	6.0m (1)	2:05.22	29.01s	30.08s
5	ROCKET ME	5	4.4m	0.0m (0)	1.2m (0)	2:05.25	28.99s	30.46s
4	CELEBRITY CRUISE	6	6.2m	12.9m (0)	20.0m (0)	2:05.39	29.45s	29.22s
6	LIMBO LOTTIE	7	14.2m	17.6m (0)	18.1m (2)	2:06.02	28.97s	29.99s
7	JEREMY LOU	8	19.3m	8.4m (0)	15.7m (0)	2:06.43	29.45s	30.58s
2	MISS BLUE STORK	9	24.8m	4.8m (1)	16.3m (1)	2:06.86	29.76s	30.96s
3	CARIBBEAN PAT	10	31.6m	19.3m (1)	28.6m (1)	2:07.40	29.62s	30.60s

Finish Position and metres gained

First Arrow shows distance gain/loss from 2nd Qtr to 3rd Qtr, Second Arrow shows distance gain/loss from 3rd Qtr to Finish Blue arrow indicates best gain in these quarters.



Visual positions in race at 2nd Quarter



Visual positions in race at 3rd Quarter

Dubbo Race 3 Distance 1720m

Friday, 5 December 2025

Gross Time: 2:04.20

MileRate: 1:56.20

LeadTime: 7.50s

First Qtr: 28.70s

Second Qtr: 29.70s

Third Qtr: 29.20s


Fourth Qtr: 29.10s

DATA TABLE: 800 / 400 Posi's are position from leader and (how wide the horse was at that position)

NoHorse	Plc	Mar	800 Posi	400 Posi	Time	3rd Qtr	4th Qt
10 YA RACIN ARLO	1	0.0m	8.6m (1)	9.5m (1)	2:04.20	29.27s	28.41s
9 SCRUFFY MOTO	2	1.9m	4.6m (1)	5.4m (1)	2:04.35	29.26s	28.86s
8 ADERFAKI	3	2.7m	0.0m (1)	0.4m (1)	2:04.41	29.23s	29.28s
2 MOHAWK PARK	4	9.1m	5.4m (0)	5.0m (0)	2:04.89	29.17s	29.43s
7 SERGEANT STRINGER	5	11.1m	15.4m (0)	14.8m (1)	2:05.05	29.15s	28.88s
3 PYEKAKARIKI	6	11.4m	0.8m (0)	0.0m (0)	2:05.07	29.14s	29.97s
6 REVEILLE JET	7	11.5m	19.6m (0)	18.8m (0)	2:05.08	29.14s	28.62s
1 FAKE MINT	8	15.6m	10.8m (0)	11.6m (0)	2:05.39	29.26s	29.45s
4 LOOKAT MEE	9	17.7m	17.1m (1)	20.0m (1)	2:05.55	29.41s	29.00s
5 JACKYS HAT	10	25.0m	12.7m (1)	14.9m (2)	2:06.11	29.36s	29.93s

Finish Position and metres gained

First Arrow shows distance gain/loss from 2nd Qtr to 3rd Qtr,
Second Arrow shows distance gain/loss from 3rd Qtr to Finish
Blue arrow indicates best gain in these quarters.



800

Visual positions in race at 2nd Quarter



400

Visual positions in race at 3rd Quarter



Powered by



Harness Analyser

Sectional Analysis Software

Not just form | Free Trial

www.facebook.com/PJHarnessRacing



RISE Digital, Harness Racing Australia nor the provider accepts any responsibility for the completeness or accuracy of any of the information contained herein, and makes no representations about its suitability for any particular purpose. Users should make their own judgements about those matters and/or seek independent advice. You assume all risks associated with use of data provided on this page

Dubbo Race 4 Distance 1720m

Friday, 5 December 2025

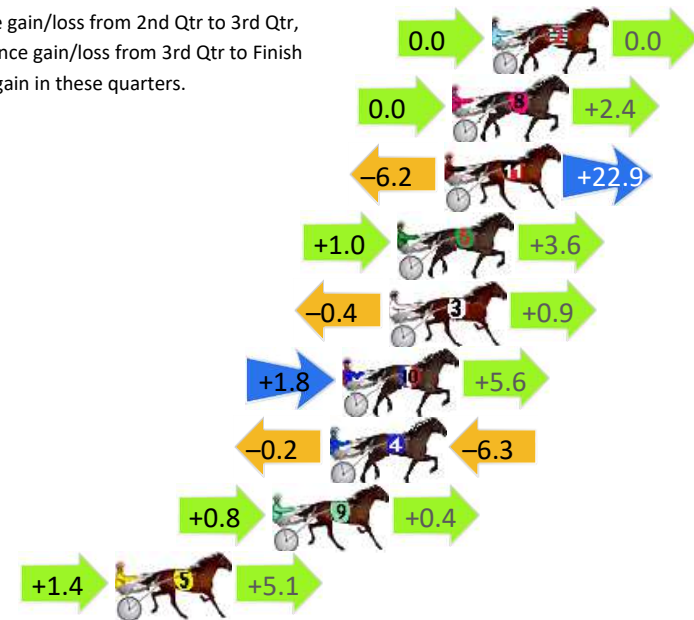
Gross Time: 2:03.50 MileRate: 1:55.50 LeadTime: 7.50s First Qtr: 28.90s Second Qtr: 29.10s Third Qtr: 28.30s Fourth Qtr: 29.70s

DATA TABLE: 800 / 400 Posi's are position from leader and (how wide the horse was at that position)

NoHorse	Plc	Mar	800 Posi	400 Posi	Time	3rd Qtr	4th Qt
2 ROSIE ROMANCE	1	0.0m	0.0m (1)	0.0m (1)	2:03.50	28.30s	29.70s
8 SHE WHO DARES	2	1.6m	4.0m (1)	4.0m (1)	2:03.62	28.30s	29.52s
11 KRISTA BELLITA	3	1.9m	18.6m (1)	24.8m (1)	2:03.65	28.79s	28.01s
6 BOLZANO	4	3.8m	8.4m (1)	7.4m (2)	2:03.80	28.23s	29.43s
3 REASON TO PARTY	5	4.1m	4.6m (0)	5.0m (0)	2:03.82	28.33s	29.63s
10 MCLEAN	6	6.0m	13.4m (1)	11.6m (2)	2:03.97	28.18s	29.29s
4 BEANCOUNTER	7	6.5m	0.0m (0)	0.2m (0)	2:04.01	28.30s	30.17s
9 KING BOBBIE	8	8.8m	10.0m (0)	9.2m (0)	2:04.18	28.24s	29.67s
5 THE HANDSOME ONE	9	15.1m	21.6m (0)	20.2m (0)	2:04.68	28.21s	29.32s

Finish Position and metres gained

First Arrow shows distance gain/loss from 2nd Qtr to 3rd Qtr,
Second Arrow shows distance gain/loss from 3rd Qtr to Finish
Blue arrow indicates best gain in these quarters.



800

Visual positions in race at 2nd Quarter



400

Visual positions in race at 3rd Quarter



Powered by
PJ

Harness Analyser

Sectional Analysis Software
Not just form | Free Trial

www.facebook.com/PJHarnessRacing



RISE Digital, Harness Racing Australia nor the provider accepts any responsibility for the completeness or accuracy of any of the information contained herein, and makes no representations about its suitability for any particular purpose. Users should make their own judgements about those matters and/or seek independent advice. You assume all risks associated with use of data provided on this page

Dubbo Race 5 Distance 2120m

Friday, 5 December 2025


Gross Time: 2:35.80 MileRate: 1:58.20 LeadTime: 37.70s First Qtr: 31.20s Second Qtr: 30.30s Third Qtr: 28.20s Fourth Qtr: 28.40s

DATA TABLE: 800 / 400 Posi's are position from leader and (how wide the horse was at that position)

NoHorse	Plc	Mar	800 Posi	400 Posi	Time	3rd Qtr	4th Qt
2 MAMMALS GIRL	1	0.0m	0.0m (0)	0.0m (0)	2:35.80	28.20s	28.40s
1 HALL CASH	2	2.0m	4.3m (0)	4.0m (0)	2:35.95	28.18s	28.27s
8 JAYJAYBENNY	3	3.6m	4.6m (1)	5.6m (1)	2:36.07	28.27s	28.28s
7 BARLOR HEAVEN	4	5.9m	8.9m (0)	8.8m (0)	2:36.24	28.20s	28.22s
5 TAKE OUT	5	7.2m	13.1m (0)	13.1m (0)	2:36.34	28.20s	28.02s
4 A LIL BIT OF LOVE	6	10.7m	0.6m (1)	1.6m (1)	2:36.60	28.27s	29.09s
9 KICKATINALONGPONY	7	11.4m	8.9m (1)	10.4m (1)	2:36.65	28.31s	28.52s
10 FIRESTORM RED	8	11.8m	13.4m (1)	14.7m (1)	2:36.68	28.29s	28.25s
6 FLIPTOP BOTTLESHOP	9	12.1m	17.4m (1)	18.6m (1)	2:36.70	28.29s	27.99s
3 BRADNESS JUNE	10	12.7m	17.4m (0)	17.1m (0)	2:36.75	28.18s	28.15s

Finish Position and metres gained

First Arrow shows distance gain/loss from 2nd Qtr to 3rd Qtr,
Second Arrow shows distance gain/loss from 3rd Qtr to Finish
Blue arrow indicates best gain in these quarters.



800

Visual positions in race at 2nd Quarter



400

Visual positions in race at 3rd Quarter



Powered by



Harness Analyser

Sectional Analysis Software

Not just form | Free Trial

www.facebook.com/PJHarnessRacing



RISE Digital, Harness Racing Australia nor the provider accepts any responsibility for the completeness or accuracy of any of the information contained herein, and makes no representations about its suitability for any particular purpose. Users should make their own judgements about those matters and/or seek independent advice. You assume all risks associated with use of data provided on this page

Dubbo Race 6 Distance 1720m

Friday, 5 December 2025

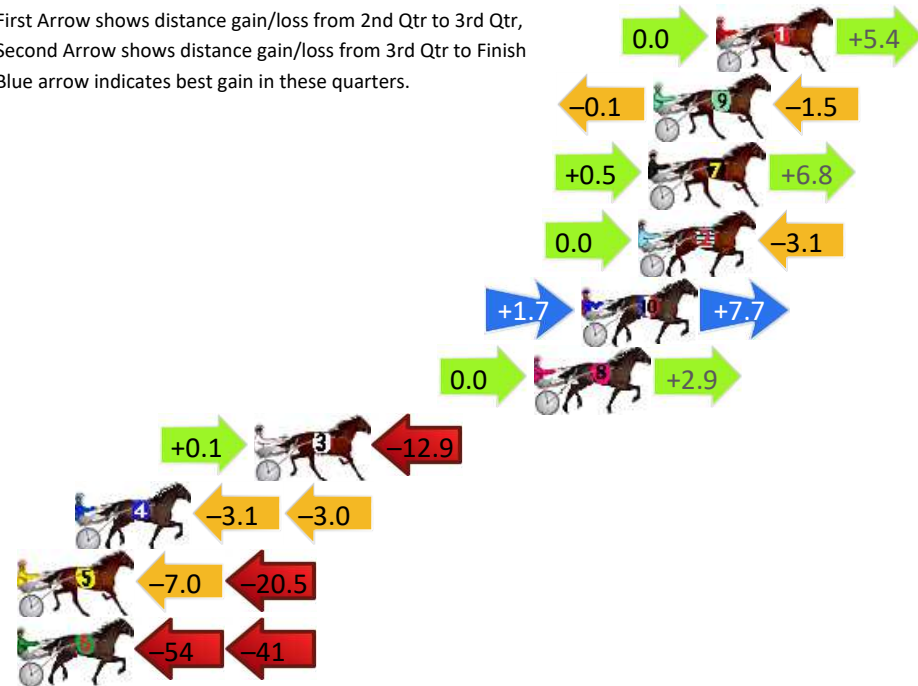
Gross Time: 2:05.40 MileRate: 1:57.40 LeadTime: 7.70s First Qtr: 30.30s Second Qtr: 29.70s Third Qtr: 28.30s Fourth Qtr: 29.40s

DATA TABLE: 800 / 400 Posi's are position from leader and (how wide the horse was at that position)

No	Horse	Plc	Mar	800 Posi	400 Posi	Time	3rd Qtr	4th Qt
1	REASON TO LAUGH	1	0.0m	5.4m (0)	5.4m (1)	2:05.40	28.31s	29.01s
9	CHLOBRO	2	2.5m	0.9m (1)	1.0m (1)	2:05.59	28.31s	29.52s
7	JESSIE LEE	3	2.7m	10.0m (0)	9.5m (0)	2:05.61	28.28s	28.93s
2	MONTANA NIGHTS	4	3.1m	0.0m (0)	0.0m (0)	2:05.64	28.30s	29.64s
10	STUDLEIGH SUNRISE	5	5.4m	14.8m (1)	13.1m (2)	2:05.82	28.20s	28.88s
8	DANCE BABY DANCE	6	7.3m	10.2m (1)	10.2m (1)	2:05.96	28.31s	29.23s
3	ROYAL FOCUS	7	18.5m	5.7m (1)	5.6m (2)	2:06.83	28.30s	30.43s
4	CAM I AM	8	25.7m	19.6m (1)	22.7m (1)	2:07.38	28.55s	29.75s
5	DIAMOND BIKINI	9	41.7m	14.2m (0)	21.2m (0)	2:08.61	28.82s	31.09s
6	ONE MORE ALTA	10	117.8m	24.2m (1)	77.4m (1)	2:14.48	32.15s	32.93s

Finish Position and metres gained

First Arrow shows distance gain/loss from 2nd Qtr to 3rd Qtr,
Second Arrow shows distance gain/loss from 3rd Qtr to Finish
Blue arrow indicates best gain in these quarters.



800

Visual positions in race at 2nd Quarter



400

Visual positions in race at 3rd Quarter



Powered by



Harness Analyser

Sectional Analysis Software

Not just form | Free Trial

www.facebook.com/PJHarnessRacing



RISE Digital, Harness Racing Australia nor the provider accepts any responsibility for the completeness or accuracy of any of the information contained herein, and makes no representations about its suitability for any particular purpose. Users should make their own judgements about those matters and/or seek independent advice. You assume all risks associated with use of data provided on this page

Dubbo Race 7 Distance 1720m

Friday, 5 December 2025


Gross Time: 2:07.50 MileRate: 1:59.30 LeadTime: 7.50s First Qtr: 31.15s Second Qtr: 31.15s Third Qtr: 30.40s Fourth Qtr: 27.30s

DATA TABLE: 800 / 400 Posi's are position from leader and (how wide the horse was at that position)

No	Horse	Plc	Mar	800 Posi	400 Posi	Time	3rd Qtr	4th Qt
5	GLENEAGLE RULER	1	0.0m	0.0m (0)	0.3m (0)	2:07.50	30.42s	27.28s
10	STAY STYLISH	2	3.2m	2.4m (1)	0.0m (1)	2:07.73	30.22s	27.53s
1	LAST FLITE	3	6.6m	4.2m (0)	4.2m (0)	2:07.97	30.38s	27.47s
7	MOTHER WAS A MUDDA	4	7.7m	8.7m (0)	8.4m (0)	2:08.05	30.34s	27.25s
9	POTTER	5	11.3m	6.4m (1)	6.6m (1)	2:08.31	30.39s	27.64s
8	NIRVANA PRINCE	6	12.8m	13.0m (0)	12.8m (0)	2:08.42	30.34s	27.30s
6	LINE ME UP BRO	7	16.8m	10.6m (1)	11.3m (1)	2:08.71	30.41s	27.70s
4	IRK MCGLURK	8	19.7m	22.8m (1)	8.7m (2)	2:08.92	29.30s	28.10s
3	CAITRIONA	9	19.9m	18.8m (1)	19.5m (0)	2:08.93	30.38s	27.33s
2	PAD THAI	10	28.1m	14.8m (1)	1.7m (2)	2:09.52	29.40s	29.20s

Finish Position and metres gained

First Arrow shows distance gain/loss from 2nd Qtr to 3rd Qtr, Second Arrow shows distance gain/loss from 3rd Qtr to Finish
Blue arrow indicates best gain in these quarters.



800

Visual positions in race at 2nd Quarter



400

Visual positions in race at 3rd Quarter



Powered by



Harness Analyser

Sectional Analysis Software

Not just form | Free Trial

www.facebook.com/PJHarnessRacing



RISE Digital, Harness Racing Australia nor the provider accepts any responsibility for the completeness or accuracy of any of the information contained herein, and makes no representations about its suitability for any particular purpose. Users should make their own judgements about those matters and/or seek independent advice. You assume all risks associated with use of data provided on this page

Dubbo Race 8 Distance 1720m

Friday, 5 December 2025




Gross Time: 2:06.60 MileRate: 1:58.40 LeadTime: 7.45s First Qtr: 29.60s Second Qtr: 31.00s Third Qtr: 29.10s Fourth Qtr: 29.45s

DATA TABLE: 800 / 400 Posi's are position from leader and (how wide the horse was at that position)

No	Horse	Plc	Mar	800 Posi	400 Posi	Time	3rd Qtr	4th Qt
7	STRANGER EFFECT	1	0.0m	0.8m (1)	1.0m (1)	2:06.60	29.11s	29.38s
10	STUDLEIGH FURY	2	1.2m	14.1m (1)	7.0m (2)	2:06.69	28.59s	29.03s
6	STORMY MAL	3	2.9m	8.9m (0)	7.7m (0)	2:06.82	29.02s	29.11s
3	THE NEEDY QUEEN	4	3.3m	0.0m (0)	0.0m (0)	2:06.85	29.10s	29.70s
1	LAMNA NASUS	5	3.9m	4.4m (0)	3.9m (0)	2:06.90	29.06s	29.47s
8	MICKILLATIGER	6	9.1m	9.7m (1)	9.2m (1)	2:07.30	29.07s	29.48s
4	BETHS FURY	7	9.2m	5.3m (1)	4.8m (1)	2:07.31	29.07s	29.81s
9	WINDFIELD BLUE	8	13.5m	15.5m (0)	17.3m (0)	2:07.64	29.24s	29.23s
2	NEEDS A COZIE	9	206.0m	124.1m (0)	135.2m (0)	2:22.51	29.96s	35.52s

Finish Position and metres gained

First Arrow shows distance gain/loss from 2nd Qtr to 3rd Qtr,
Second Arrow shows distance gain/loss from 3rd Qtr to Finish
Blue arrow indicates best gain in these quarters.



Dubbo Race 9 Distance 1720m

Friday, 5 December 2025

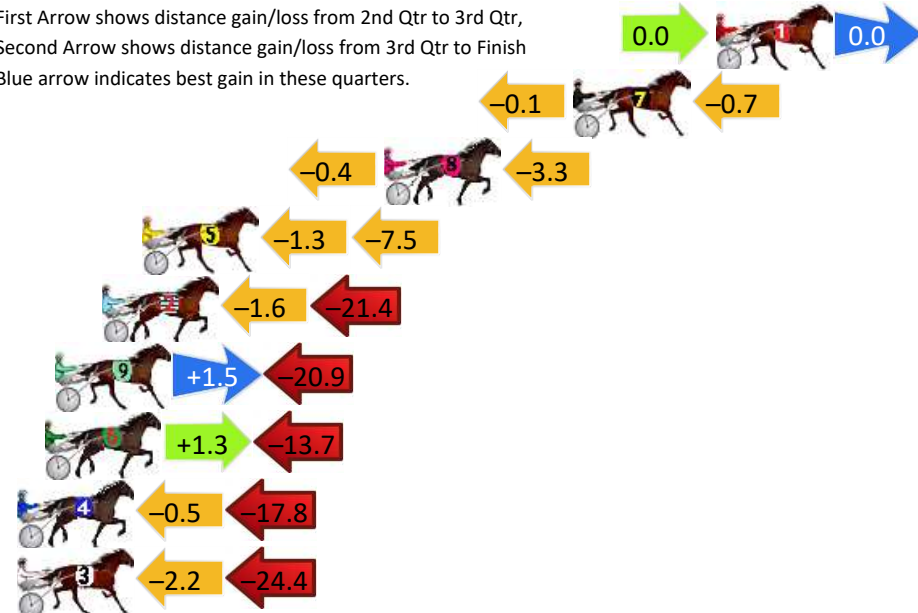
Gross Time: 2:08.50 MileRate: 2:00.20 LeadTime: 7.60s First Qtr: 31.10s Second Qtr: 31.80s Third Qtr: 29.50s Fourth Qtr: 28.50s

DATA TABLE: 800 / 400 Posi's are position from leader and (how wide the horse was at that position)

No	Horse	Plc	Mar	800 Posi	400 Posi	Time	3rd Qtr	4th Qt
1	KARLOO TOP DRAW	1	0.0m	0.0m (0)	0.0m (0)	2:08.50	29.50s	28.50s
7	KIRPHILBRI	2	5.7m	4.9m (0)	5.0m (0)	2:08.93	29.50s	28.57s
8	MONSTER MINT	3	13.3m	9.6m (0)	10.0m (0)	2:09.50	29.52s	28.78s
5	RACING RAY	4	23.0m	14.2m (0)	15.5m (0)	2:10.22	29.58s	29.10s
2	CHASIN YOU	5	24.6m	1.6m (1)	3.2m (1)	2:10.34	29.61s	30.11s
9	RUSTY VEEJAY	6	26.5m	7.1m (2)	5.6m (2)	2:10.48	29.38s	30.08s
6	STUCKINAFENCE	7	26.9m	14.5m (1)	13.2m (3)	2:10.51	29.39s	29.56s
4	WARRAWEE JACK	8	28.4m	10.1m (1)	10.6m (2)	2:10.63	29.52s	29.87s
3	BING BANG BILLY	9	32.3m	5.7m (1)	7.9m (1)	2:10.92	29.65s	30.35s

Finish Position and metres gained

First Arrow shows distance gain/loss from 2nd Qtr to 3rd Qtr,
Second Arrow shows distance gain/loss from 3rd Qtr to Finish
Blue arrow indicates best gain in these quarters.



800

Visual positions in race at 2nd Quarter



400

Visual positions in race at 3rd Quarter



Powered by



Harness Analyser

Sectional Analysis Software

Not just form | Free Trial

www.facebook.com/PJHarnessRacing



RISE Digital, Harness Racing Australia nor the provider accepts any responsibility for the completeness or accuracy of any of the information contained herein, and makes no representations about its suitability for any particular purpose. Users should make their own judgements about those matters and/or seek independent advice. You assume all risks associated with use of data provided on this page