

Newcastle Race 1 Distance 1609m

Friday, 5 December 2025


Gross Time: 1:55.20 MileRate: 1:55.20 LeadTime: 0.00s First Qtr: 27.30s Second Qtr: 30.30s Third Qtr: 29.00s Fourth Qtr: 28.60s

DATA TABLE: 800 / 400 Posi's are position from leader and (how wide the horse was at that position)

No	Horse	Plc	Mar	800 Posi	400 Posi	Time	3rd Qtr	4th Qt
4	NEEDY AN GREEDY	1	0.0m	0.0m (0)	0.0m (0)	1:55.20	29.00s	28.60s
3	ROOBEE	2	8.0m	4.4m (0)	4.5m (0)	1:55.80	29.00s	28.88s
1	BOBBY WALNUTS	3	18.0m	8.9m (0)	11.7m (0)	1:56.55	29.20s	29.11s
8	FOX TROT	4	19.5m	19.2m (1)	9.5m (1)	1:56.66	28.30s	29.38s
10	RAINBOW KID	5	22.6m	23.6m (1)	14.0m (1)	1:56.90	28.30s	29.30s
9	KEAYANG HARLOW	6	25.1m	13.9m (0)	16.2m (0)	1:57.09	29.16s	29.33s
7	ADDED VALUE	7	43.1m	9.7m (1)	19.0m (1)	1:58.44	29.66s	30.48s
5	TOKOLOSHE	8	43.6m	20.5m (0)	22.4m (0)	1:58.47	29.12s	30.27s
2	SEASIDE SATISFIED	9	51.2m	14.2m (1)	27.4m (2)	1:59.05	29.94s	30.49s
6	POPS SECRET	10	139.4m	5.3m (1)	25.2m (1)	2:05.67	30.42s	37.27s

Finish Position and metres gained

First Arrow shows distance gain/loss from 2nd Qtr to 3rd Qtr,
Second Arrow shows distance gain/loss from 3rd Qtr to Finish
Blue arrow indicates best gain in these quarters.



800

Visual positions in race at 2nd Quarter



400

Visual positions in race at 3rd Quarter

Newcastle Race 2 Distance 1609m

Friday, 5 December 2025


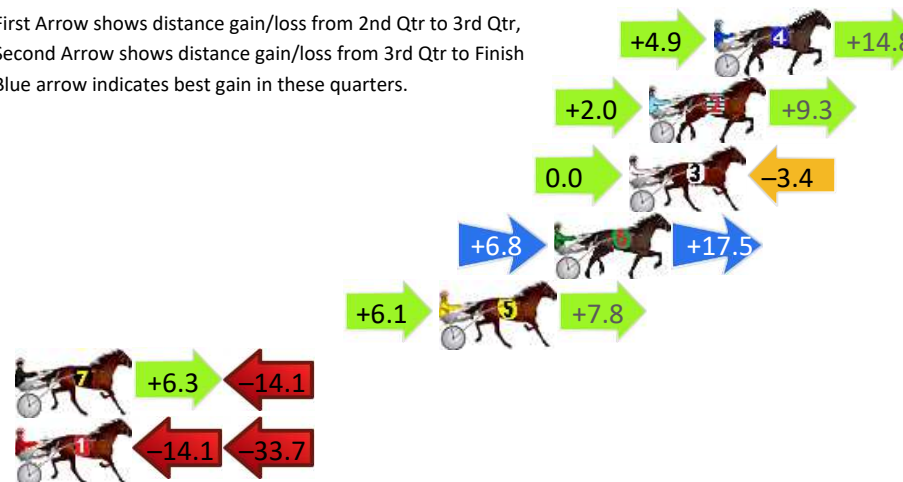
Gross Time: 1:53.00 MileRate: 1:53.00 LeadTime: 0.00s First Qtr: 27.60s Second Qtr: 28.80s Third Qtr: 27.80s Fourth Qtr: 28.80s

DATA TABLE: 800 / 400 Posi's are position from leader and (how wide the horse was at that position)


NoHorse	Plc	Mar	800 Posi	400 Posi	Time	3rd Qtr	4th Qt
4 BLAZING HIGH	1	0.0m	19.7m (0)	14.8m (1)	1:53.00	27.48s	27.76s
2 SILENT FEARS	2	2.6m	13.9m (0)	11.9m (0)	1:53.20	27.68s	28.16s
3 HEZA CASANOVA	3	3.4m	0.0m (0)	0.0m (0)	1:53.26	27.80s	29.06s
6 MEANT TO BE SLOY	4	6.4m	30.7m (0)	23.9m (1)	1:53.48	27.36s	27.60s
5 MY ULTIMATE FRANCO	5	11.0m	24.9m (0)	18.8m (1)	1:53.83	27.40s	28.31s
7 OPEN THE GATES	6	43.7m	35.9m (0)	29.6m (0)	1:56.30	27.40s	30.02s
1 EXECUTIVEDECISION S	7	53.6m	5.8m (0)	19.9m (0)	1:57.05	28.80s	31.45s

Finish Position and metres gained

First Arrow shows distance gain/loss from 2nd Qtr to 3rd Qtr,
Second Arrow shows distance gain/loss from 3rd Qtr to Finish
Blue arrow indicates best gain in these quarters.



Visual positions in race at 2nd Quarter



Visual positions in race at 3rd Quarter

Newcastle Race 3 Distance 1609m

Friday, 5 December 2025


Gross Time: 1:54.90 MileRate: 1:54.90 LeadTime: 0.00s First Qtr: 27.70s Second Qtr: 29.30s Third Qtr: 28.80s Fourth Qtr: 29.10s

DATA TABLE: 800 / 400 Posi's are position from leader and (how wide the horse was at that position)

NoHorse	Plc	Mar	800 Posi	400 Posi	Time	3rd Qtr	4th Qt
2 KATLAS DREAM	1	0.0m	3.9m (0)	3.9m (0)	1:54.90	28.80s	28.82s
1 STEALTH BOMBA	2	5.9m	8.4m (0)	7.8m (0)	1:55.35	28.76s	28.99s
7 LACHIES GAMBLE	3	6.6m	0.0m (0)	0.0m (0)	1:55.40	28.80s	29.60s
4 DANIEL BOOM	4	9.7m	15.9m (1)	8.9m (2)	1:55.64	28.30s	29.20s
5 GOODTIME MIKI	5	12.7m	3.6m (1)	3.3m (1)	1:55.87	28.78s	29.83s
3 JEFFCOATE	6	13.9m	8.1m (1)	7.8m (1)	1:55.96	28.78s	29.60s
9 GO TESS GO	7	15.9m	12.9m (0)	12.2m (1)	1:56.11	28.76s	29.43s
8 GALVARINO	8	19.2m	21.0m (1)	14.5m (2)	1:56.37	28.34s	29.53s
10 FRANKIROMAR	9	67.0m	11.7m (1)	4.5m (2)	2:00.01	28.28s	33.89s

Finish Position and metres gained

First Arrow shows distance gain/loss from 2nd Qtr to 3rd Qtr,
Second Arrow shows distance gain/loss from 3rd Qtr to Finish
Blue arrow indicates best gain in these quarters.



800

Visual positions in race at 2nd Quarter



400

Visual positions in race at 3rd Quarter



Powered by



Harness Analyser

Sectional Analysis Software

Not just form | Free Trial

www.facebook.com/PJHarnessRacing



RISE Digital, Harness Racing Australia nor the provider accepts any responsibility for the completeness or accuracy of any of the information contained herein, and makes no representations about its suitability for any particular purpose. Users should make their own judgements about those matters and/or seek independent advice. You assume all risks associated with use of data provided on this page

Newcastle Race 4 Distance 1609m

Friday, 5 December 2025


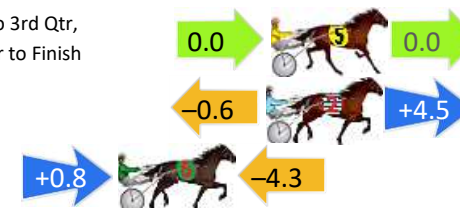
Gross Time: 1:52.40 MileRate: 1:52.40 LeadTime: 0.00s First Qtr: 27.80s Second Qtr: 29.50s Third Qtr: 27.60s Fourth Qtr: 27.50s

DATA TABLE: 800 / 400 Posi's are position from leader and (how wide the horse was at that position)

NoHorse	Plc	Mar	800 Posi	400 Posi	Time	3rd Qtr	4th Qt
5 GUEST ARTIST	1	0.0m	0.0m (0)	0.0m (0)	1:52.40	27.60s	27.50s
2 HEIDSIECK	2	0.2m	4.1m (0)	4.7m (0)	1:52.41	27.64s	27.19s
6 GISSELLE	3	6.1m	2.6m (1)	1.8m (1)	1:52.84	27.54s	27.82s
3 RESERVE BANK	4	24.3m	7.3m (1)	9.4m (1)	1:54.16	27.74s	28.62s
9 IRE OF THE DRAGON	5	29.7m	14.6m (0)	19.3m (0)	1:54.55	27.92s	28.33s
1 HEEZ REASONABLE	6	32.1m	8.8m (0)	14.6m (0)	1:54.72	28.00s	28.82s
10 WAR WESTERN	7	33.5m	12.0m (1)	15.8m (1)	1:54.82	27.86s	28.84s
7 LULLABY	8	34.1m	21.9m (1)	25.7m (1)	1:54.87	27.86s	28.21s
8 SKY CITY	9	35.5m	19.2m (0)	24.0m (0)	1:54.97	27.92s	28.43s
4 WATCH YOUR BACK	10	36.5m	17.2m (1)	21.0m (1)	1:55.04	27.86s	28.70s

Finish Position and metres gained

First Arrow shows distance gain/loss from 2nd Qtr to 3rd Qtr,
Second Arrow shows distance gain/loss from 3rd Qtr to Finish
Blue arrow indicates best gain in these quarters.



800

Visual positions in race at 2nd Quarter



400

Visual positions in race at 3rd Quarter



Powered by



Harness Analyser

Sectional Analysis Software

Not just form | Free Trial

www.facebook.com/PJHarnessRacing



RISE Digital, Harness Racing Australia nor the provider accepts any responsibility for the completeness or accuracy of any of the information contained herein, and makes no representations about its suitability for any particular purpose. Users should make their own judgements about those matters and/or seek independent advice. You assume all risks associated with use of data provided on this page

Newcastle Race 5 Distance 1609m

Friday, 5 December 2025




Gross Time: 1:53.70 MileRate: 1:53.70 LeadTime: 0.00s First Qtr: 28.00s Second Qtr: 29.50s Third Qtr: 28.70s Fourth Qtr: 27.50s

DATA TABLE: 800 / 400 Posi's are position from leader and (how wide the horse was at that position)

NoHorse	Plc	Mar	800 Posi	400 Posi	Time	3rd Qtr	4th Qt
6 ILLAWONG DANNY	1	0.0m	0.0m (0)	0.0m (0)	1:53.70	28.70s	27.50s
2 ONEHANDONEBOUNCE	2	5.0m	4.5m (0)	4.6m (0)	1:54.06	28.70s	27.54s
10 PLAYA BLANCA	3	8.1m	8.7m (1)	6.3m (2)	1:54.29	28.52s	27.65s
9 OUR IDEAL DREAM	4	13.2m	12.9m (0)	12.0m (1)	1:54.66	28.62s	27.62s
1 NEXT TO ME	5	15.9m	8.4m (0)	8.6m (0)	1:54.85	28.70s	28.05s
7 HEZA PLAYER	6	17.5m	4.8m (1)	4.6m (1)	1:54.97	28.68s	28.45s
8 CHEDDAR VALLEY	7	18.3m	12.6m (1)	12.0m (2)	1:55.02	28.64s	27.98s
4 NEVER KNOW CHARLIE	8	19.1m	17.4m (0)	14.9m (0)	1:55.08	28.50s	27.84s
5 ALWAYS THUNDER	9	97.6m	55.0m (0)	63.9m (0)	2:00.76	29.24s	30.10s

Finish Position and metres gained

First Arrow shows distance gain/loss from 2nd Qtr to 3rd Qtr,
Second Arrow shows distance gain/loss from 3rd Qtr to Finish
Blue arrow indicates best gain in these quarters.



Newcastle Race 6 Distance 2030m

Friday, 5 December 2025

Gross Time: 2:26.60

MileRate: 1:56.20

LeadTime: 28.50s

First Qtr: 30.90s

Second Qtr: 30.30s

Third Qtr: 28.50s


Fourth Qtr: 28.40s

DATA TABLE: 800 / 400 Posi's are position from leader and (how wide the horse was at that position)

NoHorse	Plc	Mar	800 Posi	400 Posi	Time	3rd Qtr	4th Qt
2 VINCENTIUS MAXIMUS	1	0.0m	0.0m (0)	0.0m (0)	2:26.60	28.50s	28.40s
1 VINTAGE EDITION	2	3.1m	4.0m (0)	4.5m (0)	2:26.83	28.54s	28.31s
12 THE CID	3	6.8m	12.4m (0)	14.1m (0)	2:27.11	28.62s	27.91s
9 SWEET ROCKY	4	7.8m	8.5m (0)	9.6m (0)	2:27.18	28.58s	28.30s
4 ABSTRACT ART	5	8.3m	3.7m (1)	2.8m (1)	2:27.22	28.44s	28.82s
3 HEZA DOOZIE	6	8.6m	8.8m (1)	7.4m (2)	2:27.24	28.40s	28.52s
10 RACING PAULA	7	9.5m	12.7m (1)	10.8m (1)	2:27.31	28.36s	28.35s
5 SPIRIT KING	8	12.2m	16.9m (0)	18.1m (0)	2:27.51	28.58s	28.03s
8 LOVE LOU	9	13.1m	21.2m (1)	20.4m (1)	2:27.58	28.44s	27.94s
11 ROCKTAGONAL	10	14.0m	17.2m (1)	15.3m (1)	2:27.64	28.36s	28.36s
6 KISSMELVIS	11	22.6m	20.9m (0)	22.6m (0)	2:28.29	28.62s	28.49s
7 PARIS PRINCESS	12	24.6m	25.1m (1)	23.2m (2)	2:28.44	28.36s	28.60s

Finish Position and metres gained

First Arrow shows distance gain/loss from 2nd Qtr to 3rd Qtr,
Second Arrow shows distance gain/loss from 3rd Qtr to Finish
Blue arrow indicates best gain in these quarters.



800

Visual positions in race at 2nd Quarter



400

Visual positions in race at 3rd Quarter



Powered by



Harness Analyser

Sectional Analysis Software

Not just form | Free Trial

www.facebook.com/PJHarnessRacing



RISE Digital, Harness Racing Australia nor the provider accepts any responsibility for the completeness or accuracy of any of the information contained herein, and makes no representations about its suitability for any particular purpose. Users should make their own judgements about those matters and/or seek independent advice. You assume all risks associated with use of data provided on this page

Newcastle Race 7 Distance 2030m

Friday, 5 December 2025

Gross Time: 2:26.80

MileRate: 1:56.30

LeadTime: 55.70s

First Qtr: 3.70s

Second Qtr: 30.10s

Third Qtr: 28.50s



Fourth Qtr: 28.80s

DATA TABLE: 800 / 400 Posi's are position from leader and (how wide the horse was at that position)

No	Horse	Plc	Mar	800 Posi	400 Posi	Time	3rd Qtr	4th Qt
1	GROSSO NASO	1	0.0m	4.5m (0)	4.5m (0)	2:26.80	28.50s	28.48s
6	WALTER WARLOCK	2	1.6m	8.8m (1)	6.7m (1)	2:26.92	28.36s	28.44s
12	MAJOR REASON	3	3.0m	4.2m (1)	2.8m (1)	2:27.03	28.40s	28.83s
5	ALWAYS BE CHAPS	4	4.1m	0.0m (0)	0.0m (0)	2:27.11	28.50s	29.11s
7	BAT MATSON	5	6.7m	18.1m (0)	17.4m (1)	2:27.31	28.46s	28.07s
4	CAPTAIN GROOVE	6	7.3m	9.0m (0)	9.0m (0)	2:27.35	28.50s	28.71s
11	BETTERTHANFEDERE R	7	9.2m	21.2m (1)	18.5m (2)	2:27.50	28.32s	28.18s
8	SALLY BIGTIME	8	10.7m	25.7m (1)	22.5m (1)	2:27.61	28.28s	28.01s
10	PRINCESS MICKAYLA	9	18.5m	17.2m (1)	14.6m (2)	2:28.20	28.32s	29.16s
3	ROUGE BLING	10	19.4m	13.0m (1)	12.4m (1)	2:28.27	28.46s	29.39s
2	SPUNKYS GOTSECRETS	11	30.5m	39.0m (0)	23.6m (0)	2:29.11	27.42s	29.43s
9	ERROL FIN	12	32.8m	13.6m (0)	15.7m (0)	2:29.28	28.66s	30.16s

Finish Position and metres gained

First Arrow shows distance gain/loss from 2nd Qtr to 3rd Qtr,
Second Arrow shows distance gain/loss from 3rd Qtr to Finish
Blue arrow indicates best gain in these quarters.



Newcastle Race 8 Distance 2550m

Friday, 5 December 2025

Gross Time: 3:00.90

MileRate: 1:54.20

LeadTime: 67.50s

First Qtr: 29.70s

Second Qtr: 28.70s

Third Qtr: 27.10s

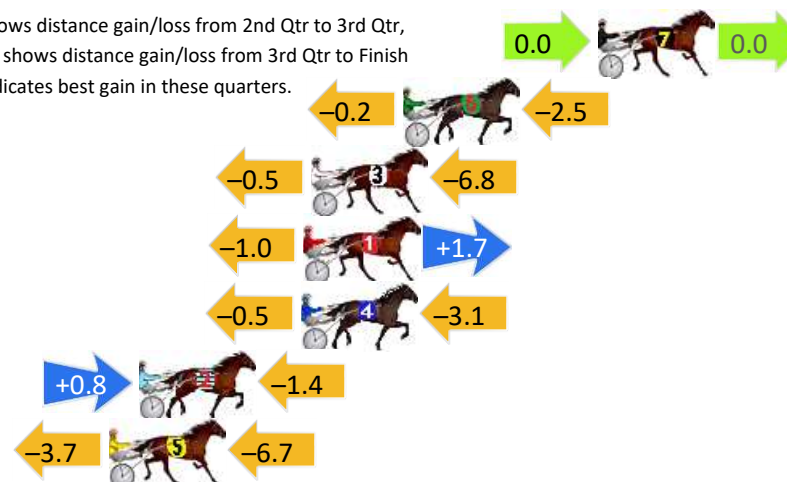
Fourth Qtr: 27.90s

DATA TABLE: 800 / 400 Posi's are position from leader and (how wide the horse was at that position)

NoHorse	Plc	Mar	800 Posi	400 Posi	Time	3rd Qtr	4th Qt
7 CAPTAINS KNOCK	1	0.0m	0.0m (0)	0.0m (0)	3:00.90	27.10s	27.90s
6 MAX DELIGHT	2	7.8m	5.1m (1)	5.3m (1)	3:01.47	27.12s	28.11s
3 I BREAK THE LINE	3	11.5m	4.2m (0)	4.7m (0)	3:01.74	27.14s	28.42s
1 FORCE FULL	4	11.8m	12.5m (0)	13.5m (0)	3:01.77	27.18s	27.85s
4 CYA ART	5	11.9m	8.3m (0)	8.8m (0)	3:01.77	27.14s	28.17s
2 VAN BASTEN	6	18.4m	17.8m (0)	17.0m (2)	3:02.25	27.06s	28.09s
5 PETES SAID SO	7	19.6m	9.2m (1)	12.9m (1)	3:02.34	27.36s	28.46s

Finish Position and metres gained

First Arrow shows distance gain/loss from 2nd Qtr to 3rd Qtr,
Second Arrow shows distance gain/loss from 3rd Qtr to Finish
Blue arrow indicates best gain in these quarters.



800

Visual positions in race at 2nd Quarter



400

Visual positions in race at 3rd Quarter



Powered by



Harness Analyser

Sectional Analysis Software

Not just form | Free Trial

www.facebook.com/PJHarnessRacing



RISE Digital, Harness Racing Australia nor the provider accepts any responsibility for the completeness or accuracy of any of the information contained herein, and makes no representations about its suitability for any particular purpose. Users should make their own judgements about those matters and/or seek independent advice. You assume all risks associated with use of data provided on this page