

Wagga Riverina Race 1 Distance 1740m

Friday, 5 December 2025

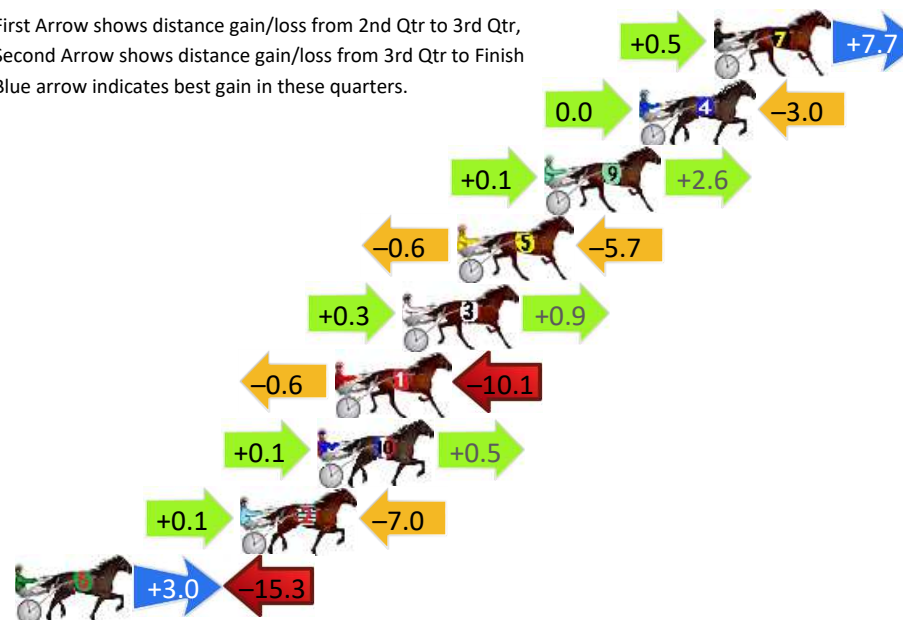
Gross Time: 2:03.50 MileRate: 1:54.20 LeadTime: 9.10s First Qtr: 29.10s Second Qtr: 28.90s Third Qtr: 29.30s Fourth Qtr: 27.10s

DATA TABLE: 800 / 400 Posi's are position from leader and (how wide the horse was at that position)

NoHorse	Plc	Mar	800 Posi	400 Posi	Time	3rd Qtr	4th Qt
7 OH SWEET CREATURE	1	0.0m	8.2m (1)	7.7m (2)	2:03.50	29.25s	26.56s
4 FULL OF SPICE	2	3.0m	0.0m (0)	0.0m (0)	2:03.71	29.30s	27.31s
9 ALWAYS EXCLUSIF	3	6.8m	9.5m (0)	9.4m (0)	2:03.99	29.28s	26.93s
5 UNCHAINMYART	4	10.3m	4.0m (1)	4.6m (1)	2:04.24	29.33s	27.52s
3 IM HARVEY SPECTER	5	12.5m	13.7m (0)	13.4m (0)	2:04.39	29.26s	27.05s
1 CATCH THE SHARK	6	15.2m	4.5m (0)	5.1m (0)	2:04.58	29.34s	27.82s
10 FEELGOOD RAY	7	15.9m	16.5m (1)	16.4m (1)	2:04.63	29.26s	27.08s
2 FIFTYSHADESOFHAY	8	19.0m	12.1m (1)	12.0m (1)	2:04.86	29.27s	27.62s
6 HES A TERROR	9	34.1m	21.8m (1)	18.8m (2)	2:05.93	29.05s	28.21s

Finish Position and metres gained

First Arrow shows distance gain/loss from 2nd Qtr to 3rd Qtr, Second Arrow shows distance gain/loss from 3rd Qtr to Finish
Blue arrow indicates best gain in these quarters.



800

Visual positions in race at 2nd Quarter



400

Visual positions in race at 3rd Quarter



Powered by



Harness Analyser

Sectional Analysis Software

Not just form | Free Trial

www.facebook.com/PJHarnessRacing



RISE Digital, Harness Racing Australia nor the provider accepts any responsibility for the completeness or accuracy of any of the information contained herein, and makes no representations about its suitability for any particular purpose. Users should make their own judgements about those matters and/or seek independent advice. You assume all risks associated with use of data provided on this page

Wagga Riverina Race 2 Distance 1740m

Friday, 5 December 2025


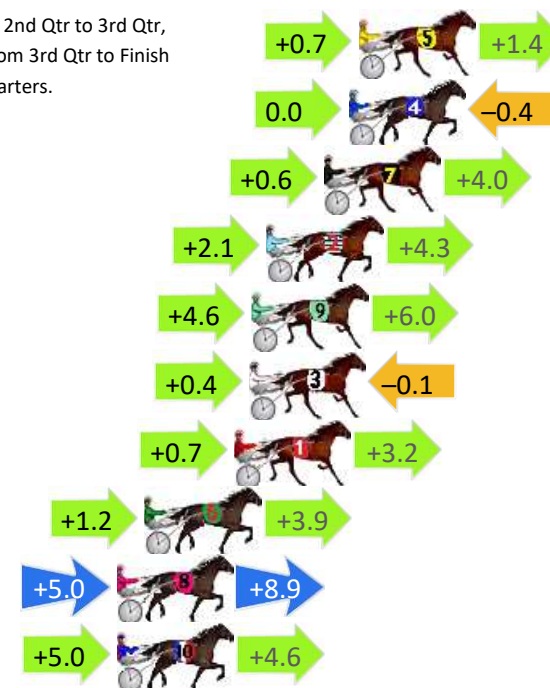
Gross Time: 2:04.00 MileRate: 1:54.70 LeadTime: 8.70s First Qtr: 28.40s Second Qtr: 30.70s Third Qtr: 28.90s Fourth Qtr: 27.30s

DATA TABLE: 800 / 400 Posi's are position from leader and (how wide the horse was at that position)

No	Horse	Plc	Mar	800 Posi	400 Posi	Time	3rd Qtr	4th Qt
5	ULTIMATE GLADIATOR	1	0.0m	2.1m (1)	1.4m (1)	2:04.00	28.85s	27.20s
4	FLOPPA	2	0.4m	0.0m (0)	0.0m (0)	2:04.03	28.90s	27.33s
7	CEE WHOS BETTOR	3	1.4m	6.0m (1)	5.4m (1)	2:04.10	28.85s	27.02s
2	ATOMIC BLACK	4	3.7m	10.1m (1)	8.0m (2)	2:04.27	28.73s	27.01s
9	COUNT YOUR BLESSIN	5	4.3m	14.9m (1)	10.3m (1)	2:04.31	28.55s	26.89s
3	JILLIBY RYDER	6	4.4m	4.7m (0)	4.3m (0)	2:04.32	28.86s	27.32s
1	MAGGIE MOTH	7	5.0m	8.9m (0)	8.2m (0)	2:04.36	28.83s	27.09s
6	LEWENDON	8	8.6m	13.7m (0)	12.5m (0)	2:04.62	28.79s	27.05s
8	ONTHADARKSIDE	9	9.7m	23.6m (1)	18.6m (1)	2:04.70	28.50s	26.70s
10	HESHARLEY	10	9.7m	19.3m (1)	14.3m (1)	2:04.70	28.51s	27.00s

Finish Position and metres gained

First Arrow shows distance gain/loss from 2nd Qtr to 3rd Qtr,
Second Arrow shows distance gain/loss from 3rd Qtr to Finish
Blue arrow indicates best gain in these quarters.



800

Visual positions in race at 2nd Quarter



400

Visual positions in race at 3rd Quarter

Wagga Riverina Race 3 Distance 1740m

Friday, 5 December 2025



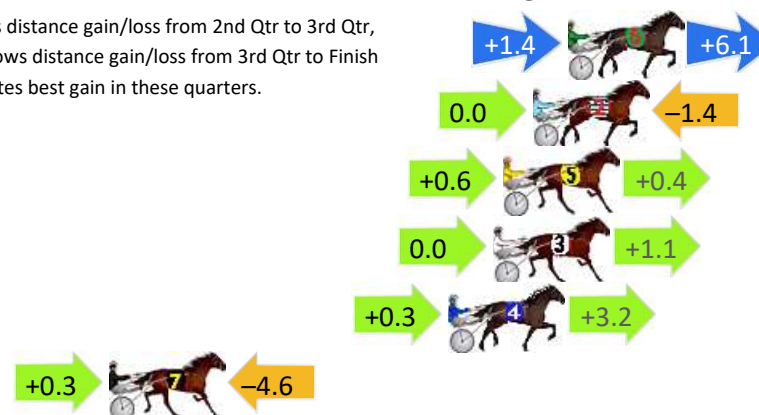
Gross Time: 2:07.60 MileRate: 1:58.00 LeadTime: 8.80s First Qtr: 29.90s Second Qtr: 30.40s Third Qtr: 30.40s Fourth Qtr: 28.10s

DATA TABLE: 800 / 400 Posi's are position from leader and (how wide the horse was at that position)

NoHorse	Plc	Mar	800 Posi	400 Posi	Time	3rd Qtr	4th Qt
6 MACHX THE STRANGER	1	0.0m	7.5m (1)	6.1m (2)	2:07.60	30.27s	27.66s
2 IM NO STRANGER	2	1.4m	0.0m (0)	0.0m (0)	2:07.70	30.40s	28.20s
5 AWICKED WOMAN	3	2.6m	3.6m (1)	3.0m (1)	2:07.79	30.35s	28.07s
3 DIRECT TARGET	4	3.0m	4.1m (0)	4.1m (0)	2:07.82	30.39s	28.02s
4 SHE SHIMMERS	5	4.8m	8.3m (0)	8.0m (0)	2:07.95	30.35s	27.87s
7 BROOKLYNS GEM	6	18.4m	14.1m (1)	13.8m (0)	2:08.96	30.33s	28.46s

Finish Position and metres gained

First Arrow shows distance gain/loss from 2nd Qtr to 3rd Qtr,
Second Arrow shows distance gain/loss from 3rd Qtr to Finish
Blue arrow indicates best gain in these quarters.



Wagga Riverina Race 4 Distance 1740m

Friday, 5 December 2025

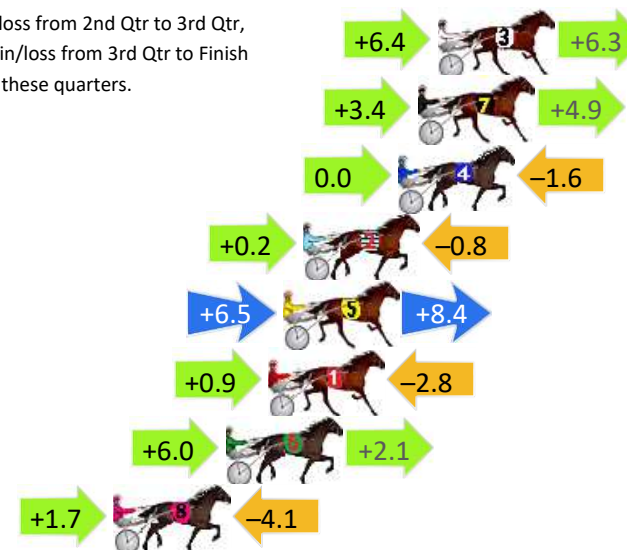
Gross Time: 2:03.00 MileRate: 1:53.80 LeadTime: 8.90s First Qtr: 29.20s Second Qtr: 28.80s Third Qtr: 28.80s Fourth Qtr: 27.30s

DATA TABLE: 800 / 400 Posi's are position from leader and (how wide the horse was at that position)

No	Horse	Plc	Mar	800 Posi	400 Posi	Time	3rd Qtr	4th Qt
3	IM NO TROUBLE	1	0.0m	12.7m (1)	6.3m (3)	2:03.00	28.33s	26.86s
7	COWBOY CULTURE	2	0.8m	9.1m (1)	5.7m (2)	2:03.06	28.55s	26.96s
4	LEXY	3	1.6m	0.0m (0)	0.0m (0)	2:03.11	28.80s	27.41s
2	CALL ME BILLY	4	5.4m	4.8m (0)	4.6m (0)	2:03.39	28.78s	27.37s
5	AMERIKIN RUNA	5	6.2m	21.1m (1)	14.6m (2)	2:03.45	28.31s	26.73s
1	DEMBE	6	6.8m	4.9m (1)	4.0m (1)	2:03.49	28.73s	27.51s
6	UPTOWN CHANCE	7	8.5m	16.6m (1)	10.6m (1)	2:03.61	28.35s	27.17s
8	THE WICKED WARRIOR	8	13.0m	10.6m (0)	8.9m (0)	2:03.93	28.66s	27.61s

Finish Position and metres gained

First Arrow shows distance gain/loss from 2nd Qtr to 3rd Qtr,
Second Arrow shows distance gain/loss from 3rd Qtr to Finish
Blue arrow indicates best gain in these quarters.



800

Visual positions in race at 2nd Quarter



400

Visual positions in race at 3rd Quarter



Wagga Riverina Race 5 Distance 1740m

Friday, 5 December 2025


Gross Time: 2:01.30 MileRate: 1:52.20 LeadTime: 9.00s First Qtr: 29.30s Second Qtr: 28.50s Third Qtr: 27.50s Fourth Qtr: 27.00s

DATA TABLE: 800 / 400 Posi's are position from leader and (how wide the horse was at that position)

NoHorse	Plc	Mar	800 Posi	400 Posi	Time	3rd Qtr	4th Qt
9 SOMETHING FOR LEXY	1	0.0m	4.7m (0)	4.7m (0)	2:01.30	27.50s	26.68s
3 RIKIBREAL	2	1.1m	7.7m (1)	7.7m (2)	2:01.38	27.49s	26.56s
10 SHE THE DEVIL	3	1.5m	9.1m (0)	9.2m (0)	2:01.41	27.50s	26.49s
6 IM BUTTER BLUE	4	4.5m	13.5m (0)	13.3m (0)	2:01.62	27.48s	26.42s
2 BABY YOUR THE ONE	5	6.2m	12.1m (1)	12.4m (2)	2:01.74	27.51s	26.60s
8 LOTUSBIRD	6	12.6m	20.0m (1)	20.4m (1)	2:02.20	27.51s	26.52s
7 DOVE LAKE	7	14.7m	15.9m (1)	17.4m (2)	2:02.35	27.59s	26.87s
4 JEWEL HEAVEN	8	25.4m	23.7m (0)	18.6m (0)	2:03.11	27.14s	27.55s
5 BONDI LASS	9	25.6m	3.6m (1)	6.2m (1)	2:03.12	27.67s	28.40s
1 SHES A WARRAWEE	10	54.8m	0.0m (0)	0.0m (0)	2:05.20	27.50s	30.90s


Finish Position and metres gained

First Arrow shows distance gain/loss from 2nd Qtr to 3rd Qtr, Second Arrow shows distance gain/loss from 3rd Qtr to Finish
Blue arrow indicates best gain in these quarters.



800

Visual positions in race at 2nd Quarter



400

Visual positions in race at 3rd Quarter

Wagga Riverina Race 6 Distance 1740m

Friday, 5 December 2025


Gross Time: 2:05.00 MileRate: 1:55.60 LeadTime: 8.80s First Qtr: 28.50s Second Qtr: 31.20s Third Qtr: 30.00s Fourth Qtr: 26.50s

DATA TABLE: 800 / 400 Posi's are position from leader and (how wide the horse was at that position)

No	Horse	Plc	Mar	800 Posi	400 Posi	Time	3rd Qtr	4th Qt
6	BUSINESS IN HEAVEN	1	0.0m	0.0m (0)	0.0m (0)	2:05.00	30.00s	26.50s
4	MISTER WELLS	2	3.2m	14.6m (1)	5.4m (2)	2:05.22	29.29s	26.34s
1	FLASH AZARAT	3	8.4m	4.8m (0)	3.9m (0)	2:05.59	29.91s	26.82s
3	WICKED WIZARD	4	9.6m	9.1m (0)	8.0m (0)	2:05.67	29.88s	26.61s
9	KOBES CHAINSAW	5	15.4m	13.4m (0)	11.7m (0)	2:06.08	29.82s	26.76s
5	HAPPY TOO YA	6	18.4m	10.3m (1)	5.1m (1)	2:06.29	29.59s	27.43s
2	TUFFASOLDBOOTS	7	21.1m	18.9m (1)	12.3m (1)	2:06.47	29.45s	27.11s
10	BAM BAM BROOK	8	21.4m	17.4m (0)	15.7m (0)	2:06.50	29.80s	26.90s
11	LOUIS THE LEGEND	9	22.6m	24.3m (1)	12.3m (2)	2:06.58	29.05s	27.22s
7	MISTER CRUNCH	10	24.1m	22.0m (0)	17.4m (2)	2:06.68	29.58s	26.96s

Finish Position and metres gained

First Arrow shows distance gain/loss from 2nd Qtr to 3rd Qtr,
Second Arrow shows distance gain/loss from 3rd Qtr to Finish
Blue arrow indicates best gain in these quarters.



800

Visual positions in race at 2nd Quarter



400

Visual positions in race at 3rd Quarter

Wagga Riverina Race 7 Distance 1740m

Friday, 5 December 2025


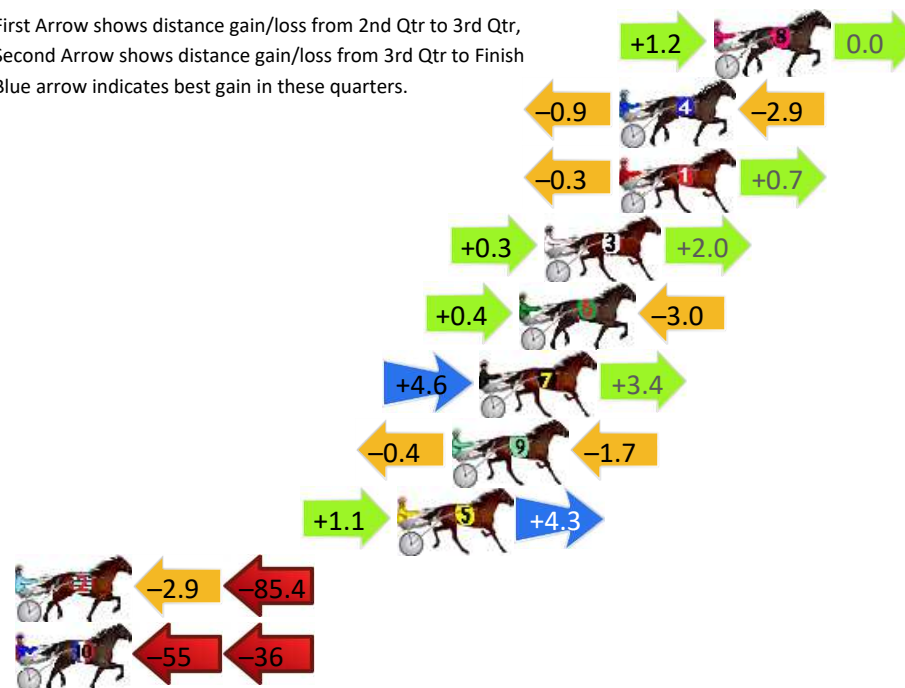
Gross Time: 2:02.70 MileRate: 1:53.50 LeadTime: 8.80s First Qtr: 28.40s Second Qtr: 28.70s Third Qtr: 29.10s Fourth Qtr: 27.70s

DATA TABLE: 800 / 400 Posi's are position from leader and (how wide the horse was at that position)

No	Horse	Plc	Mar	800 Posi	400 Posi	Time	3rd Qtr	4th Qt
8	IM ALRITE	1	0.0m	1.2m (1)	0.0m (1)	2:02.70	29.01s	27.70s
4	ROCK THE NATION	2	3.8m	0.0m (0)	0.9m (0)	2:02.98	29.16s	27.92s
1	EYEDIDNTLOSEIT	3	3.8m	4.2m (0)	4.5m (0)	2:02.98	29.12s	27.66s
3	OUR ROCKY	4	6.8m	9.1m (1)	8.8m (1)	2:03.20	29.07s	27.58s
6	KRISTYSGIRL	5	7.8m	5.2m (1)	4.8m (1)	2:03.27	29.07s	27.93s
7	ALWAYS BE BRENDAN	6	9.4m	17.4m (0)	12.8m (2)	2:03.38	28.76s	27.48s
9	JILLIBY SAFFRON	7	10.5m	8.4m (0)	8.8m (0)	2:03.47	29.12s	27.85s
5	SHES GOT A REASON	8	12.7m	18.1m (1)	17.0m (1)	2:03.63	29.01s	27.43s
2	CRIMSON ROCK	9	101.8m	13.5m (0)	16.4m (0)	2:10.12	29.30s	33.96s
10	FRESH PRINCE	10	104.8m	13.9m (1)	68.8m (1)	2:10.34	32.97s	30.48s

Finish Position and metres gained

First Arrow shows distance gain/loss from 2nd Qtr to 3rd Qtr,
Second Arrow shows distance gain/loss from 3rd Qtr to Finish
Blue arrow indicates best gain in these quarters.



800

Visual positions in race at 2nd Quarter



400

Visual positions in race at 3rd Quarter



Wagga Riverina Race 8 Distance 1740m

Friday, 5 December 2025

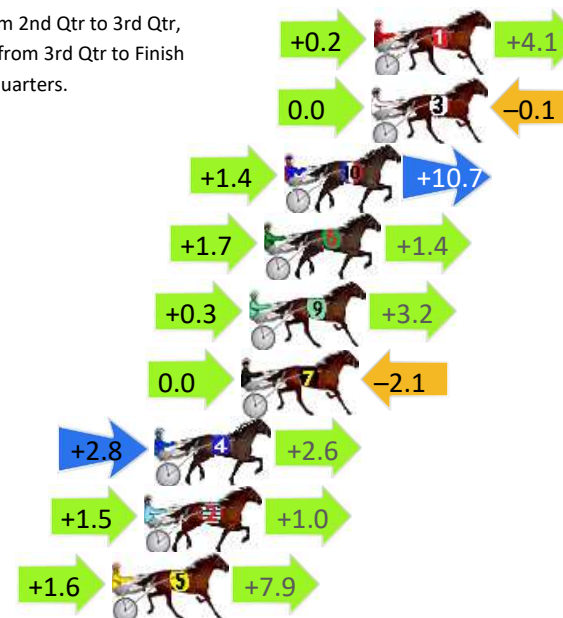
Gross Time: 2:02.50 MileRate: 1:53.30 LeadTime: 9.20s First Qtr: 28.60s Second Qtr: 29.50s Third Qtr: 28.40s Fourth Qtr: 26.80s

DATA TABLE: 800 / 400 Posi's are position from leader and (how wide the horse was at that position)

NoHorse	Plc	Mar	800 Posi	400 Posi	Time	3rd Qtr	4th Qt
1 WE DEALIN DIAMONDS	1	0.0m	4.3m (0)	4.1m (0)	2:02.50	28.38s	26.52s
3 SINBAD SASSY	2	0.1m	0.0m (0)	0.0m (0)	2:02.51	28.40s	26.81s
10 BUBBY TO BASE	3	3.6m	15.7m (1)	14.3m (2)	2:02.75	28.27s	26.07s
6 BEACH DELIGHT	4	4.4m	7.5m (1)	5.8m (2)	2:02.81	28.27s	26.71s
9 SKITTLE BOMB	5	5.0m	8.5m (0)	8.2m (0)	2:02.85	28.36s	26.59s
7 TIZZY LIZZIE	6	5.3m	3.2m (1)	3.2m (1)	2:02.87	28.39s	26.95s
4 NEEDBEE	7	8.8m	14.2m (0)	11.4m (1)	2:03.12	28.18s	26.64s
2 RENROW BOY	8	9.2m	11.7m (1)	10.2m (2)	2:03.15	28.27s	26.75s
5 VIEW THE ART	9	10.5m	20.0m (1)	18.4m (2)	2:03.24	28.25s	26.28s

Finish Position and metres gained

First Arrow shows distance gain/loss from 2nd Qtr to 3rd Qtr,
Second Arrow shows distance gain/loss from 3rd Qtr to Finish
Blue arrow indicates best gain in these quarters.



800

Visual positions in race at 2nd Quarter



400

Visual positions in race at 3rd Quarter



Powered by



Harness Analyser

Sectional Analysis Software

Not just form | Free Trial

www.facebook.com/PJHarnessRacing



RISE Digital, Harness Racing Australia nor the provider accepts any responsibility for the completeness or accuracy of any of the information contained herein, and makes no representations about its suitability for any particular purpose. Users should make their own judgements about those matters and/or seek independent advice. You assume all risks associated with use of data provided on this page

Wagga Riverina Race 9 Distance 1740m

Friday, 5 December 2025

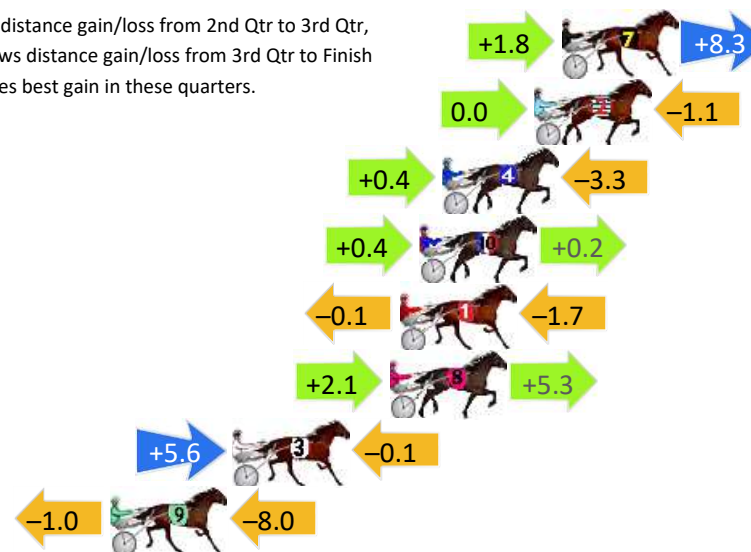
Gross Time: 2:01.40 MileRate: 1:52.30 LeadTime: 9.00s First Qtr: 27.30s Second Qtr: 30.90s Third Qtr: 27.30s Fourth Qtr: 26.90s

DATA TABLE: 800 / 400 Posi's are position from leader and (how wide the horse was at that position)

NoHorse	Plc	Mar	800 Posi	400 Posi	Time	3rd Qtr	4th Qt
7 SCARED STIFF	1	0.0m	10.1m (1)	8.3m (2)	2:01.40	27.17s	26.34s
2 VIN NUMBER	2	1.1m	0.0m (0)	0.0m (0)	2:01.48	27.30s	26.98s
4 HES CHARLIES ANGEL	3	4.8m	1.9m (1)	1.5m (1)	2:01.74	27.27s	27.14s
10 SAINT VERAN	4	5.7m	6.3m (1)	5.9m (1)	2:01.80	27.27s	26.90s
1 YUKON BE SERIOUS	5	6.5m	4.7m (0)	4.8m (0)	2:01.86	27.30s	27.04s
8 OCTAGONISE	6	6.9m	14.3m (1)	12.2m (1)	2:01.89	27.15s	26.57s
3 JUST ROLLYOUROWN	7	13.2m	18.7m (1)	13.1m (2)	2:02.34	26.91s	26.96s
9 HOLY CAMP DILLON	8	18.1m	9.1m (0)	10.1m (0)	2:02.68	27.36s	27.50s

Finish Position and metres gained

First Arrow shows distance gain/loss from 2nd Qtr to 3rd Qtr,
Second Arrow shows distance gain/loss from 3rd Qtr to Finish
Blue arrow indicates best gain in these quarters.



800

Visual positions in race at 2nd Quarter



400

Visual positions in race at 3rd Quarter



Powered by



Harness Analyser

Sectional Analysis Software

Not just form | Free Trial

www.facebook.com/PJHarnessRacing



RISE Digital, Harness Racing Australia nor the provider accepts any responsibility for the completeness or accuracy of any of the information contained herein, and makes no representations about its suitability for any particular purpose. Users should make their own judgements about those matters and/or seek independent advice. You assume all risks associated with use of data provided on this page