

Albury Race 1 Distance 1770m

Tuesday, 9 December 2025

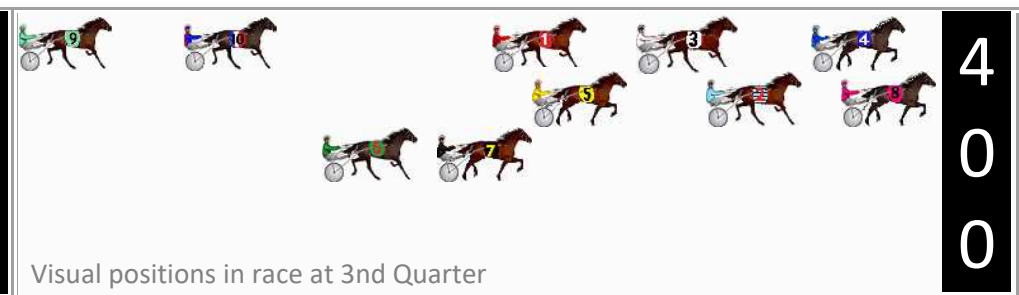


Gross Time: 2:11.80 MileRate: 1:59.80 LeadTime: 11.10s First Qtr: 29.90s Second Qtr: 30.40s Third Qtr: 28.70s Fourth Qtr: 31.70s

DATA TABLE: 800 / 400 Posi's are position from leader and (how wide the horse was at that position)

No	Horse	Plc	Mar	800 Posi	400 Posi	Time	3rd Qtr	4th Qt
5	ORAMA	1	0.0m	13.8m (1)	12.4m (1)	2:11.80	28.64s	30.72s
7	EASTBRO JESSE	2	2.7m	18.6m (1)	16.2m (2)	2:12.02	28.57s	30.64s
8	MARLO MAREAU	3	3.6m	2.8m (1)	0.0m (1)	2:12.10	28.48s	31.98s
2	QUICKSHIFT GIRL	4	4.0m	5.6m (0)	5.4m (1)	2:12.13	28.69s	31.59s
3	BOUY	5	4.7m	9.4m (1)	8.2m (0)	2:12.19	28.62s	31.42s
10	ROYAL EXIT	6	7.4m	18.0m (0)	26.4m (0)	2:12.41	29.40s	30.20s
1	BACKPADDOCKJACK	7	8.1m	11.6m (0)	14.0m (0)	2:12.47	28.90s	31.24s
6	BARWEN STORM	8	10.7m	22.8m (1)	20.8m (2)	2:12.69	28.59s	30.90s
4	ELATED	9	19.0m	0.0m (0)	1.2m (0)	2:13.37	28.72s	33.10s
9	CHEEZ	10	40.1m	35.0m (0)	37.0m (0)	2:15.12	28.84s	31.94s

Finish Position and metres gained

First Arrow shows distance gain/loss from 2nd Qtr to 3rd Qtr,
Second Arrow shows distance gain/loss from 3rd Qtr to Finish
Blue arrow indicates best gain in these quarters.



Powered by



Harness Analyser

Sectional Analysis Software

Not just form | Free Trial

www.facebook.com/PJHarnessRacing



RISE Digital, Harness Racing Australia nor the provider accepts any responsibility for the completeness or accuracy of any of the information contained herein, and makes no representations about its suitability for any particular purpose. Users should make their own judgements about those matters and/or seek independent advice. You assume all risks associated with use of data provided on this page

Albury Race 2 Distance 1770m

Tuesday, 9 December 2025

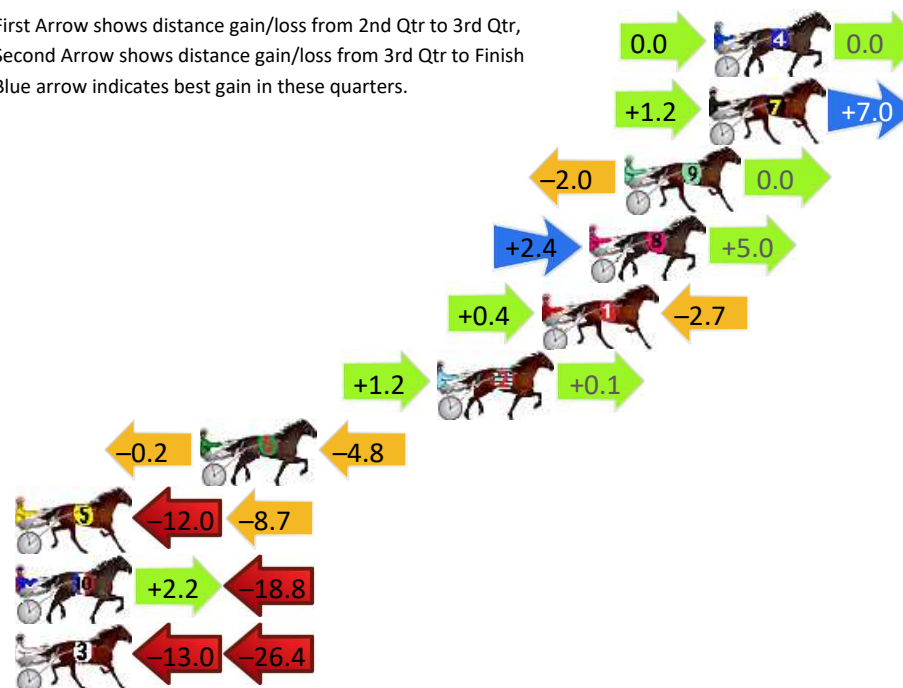
Gross Time: 2:11.60 MileRate: 1:59.70 LeadTime: 11.50s First Qtr: 29.70s Second Qtr: 30.60s Third Qtr: 29.50s Fourth Qtr: 30.30s

DATA TABLE: 800 / 400 Posi's are position from leader and (how wide the horse was at that position)

NoHorse	Plc	Mar	800 Posi	400 Posi	Time	3rd Qtr	4th Qt
4 RETURN SERVE	1	0.0m	0.0m (0)	0.0m (0)	2:11.60	29.50s	30.30s
7 THATS THE ATTITUDE	2	0.2m	8.4m (0)	7.2m (2)	2:11.62	29.42s	29.77s
9 CARMEN ON BLING	3	3.6m	1.6m (1)	3.6m (1)	2:11.89	29.65s	30.30s
8 SPRING DELIGHT	4	5.0m	12.4m (0)	10.0m (0)	2:12.00	29.33s	29.92s
1 BETTERTHANTHEBOYZ	5	6.9m	4.6m (0)	4.2m (0)	2:12.15	29.47s	30.50s
2 BIDGEE BABE	6	11.1m	12.4m (2)	11.2m (1)	2:12.48	29.41s	30.29s
6 NIXSUN	7	20.6m	15.6m (1)	15.8m (0)	2:13.23	29.51s	30.66s
5 GLAMOUR FOX	8	31.9m	11.2m (1)	23.2m (0)	2:14.13	30.38s	30.96s
10 SOLVE THE CRIME	9	34.6m	18.0m (2)	15.8m (2)	2:14.34	29.32s	31.72s
3 ALL SO SASSY	10	45.8m	6.4m (1)	19.4m (1)	2:15.23	30.44s	32.29s

Finish Position and metres gained

First Arrow shows distance gain/loss from 2nd Qtr to 3rd Qtr, Second Arrow shows distance gain/loss from 3rd Qtr to Finish
Blue arrow indicates best gain in these quarters.



Visual positions in race at 2nd Quarter



Visual positions in race at 3rd Quarter

Albury Race 3 Distance 1770m

Tuesday, 9 December 2025

Gross Time: 2:12.40

MileRate: 2:00.40

LeadTime: 10.70s

First Qtr: 29.80s

Second Qtr: 30.10s

Third Qtr: 30.80s



Fourth Qtr: 31.00s

DATA TABLE: 800 / 400 Posi's are position from leader and (how wide the horse was at that position)

No	Horse	Plc	Mar	800 Posi	400 Posi	Time	3rd Qtr	4th Qt
4	ELLAVA PACER	1	0.0m	0.0m (0)	0.0m (0)	2:12.40	30.80s	31.00s
2	LITTLE COOL	2	11.4m	6.0m (0)	4.2m (1)	2:13.32	30.66s	31.55s
5	MELATI BOY	3	15.3m	12.4m (1)	8.6m (2)	2:13.64	30.51s	31.52s
6	GOODTIME JAZZI	4	18.3m	8.0m (1)	3.8m (2)	2:13.88	30.47s	32.12s
9	AMBER ALERT	5	19.6m	3.2m (1)	0.4m (1)	2:13.99	30.58s	32.48s
8	ONE HORN BILLY	6	20.7m	22.8m (1)	12.0m (3)	2:14.08	29.97s	31.67s
10	ROLL THE ACES	7	25.9m	27.8m (1)	7.2m (3)	2:14.50	29.21s	32.44s
1	ERNIELOVENBOY	8	44.5m	11.4m (0)	14.0m (0)	2:16.01	30.99s	33.35s
7	KEAYANG LADYBUG	9	50.3m	16.6m (0)	21.2m (1)	2:16.48	31.15s	33.24s
3	ALISKI	10	52.5m	16.2m (1)	32.0m (1)	2:16.66	32.01s	32.58s

Finish Position and metres gained

First Arrow shows distance gain/loss from 2nd Qtr to 3rd Qtr,
Second Arrow shows distance gain/loss from 3rd Qtr to Finish
Blue arrow indicates best gain in these quarters.



Albury Race 4 Distance 1770m

Tuesday, 9 December 2025

Gross Time: 2:14.40

MileRate: 2:02.20

LeadTime: 11.00s

First Qtr: 30.40s

Second Qtr: 31.90s

Third Qtr: 29.90s


Fourth Qtr: 31.20s

DATA TABLE: 800 / 400 Posi's are position from leader and (how wide the horse was at that position)

No	Horse	Plc	Mar	800 Posi	400 Posi	Time	3rd Qtr	4th Qt
3	KEAYANG ALEX	1	0.0m	21.8m (1)	13.2m (2)	2:14.40	29.27s	30.18s
9	ARKLOW	2	5.5m	17.0m (1)	5.2m (2)	2:14.85	29.00s	31.22s
6	VALENTINI	3	6.6m	27.2m (1)	15.8m (0)	2:14.94	29.05s	30.49s
7	LORD VERDE	4	7.5m	5.0m (0)	5.4m (1)	2:15.01	29.93s	31.36s
2	SPREAD THE FEAR	5	8.7m	2.0m (1)	0.6m (1)	2:15.11	29.78s	31.83s
10	FLEXI BET	6	11.4m	10.4m (0)	6.4m (0)	2:15.33	29.59s	31.59s
5	BLUES TERROR	7	16.6m	15.0m (0)	11.2m (0)	2:15.75	29.60s	31.62s
1	CRACKER MISS	8	16.9m	0.0m (0)	0.0m (0)	2:15.78	29.87s	32.51s
8	SOMEBODYS GIRL	9	21.6m	12.6m (1)	15.8m (1)	2:16.16	30.13s	31.65s
4	HUMMING TOP	10	23.8m	7.4m (1)	10.2m (1)	2:16.34	30.09s	32.25s

Finish Position and metres gained

First Arrow shows distance gain/loss from 2nd Qtr to 3rd Qtr,
Second Arrow shows distance gain/loss from 3rd Qtr to Finish
Blue arrow indicates best gain in these quarters.



Visual positions in race at 2nd Quarter

800



Visual positions in race at 3rd Quarter

400



Powered by



Harness Analyser

Sectional Analysis Software

Not just form | Free Trial

www.facebook.com/PJHarnessRacing



RISE Digital, Harness Racing Australia nor the provider accepts any responsibility for the completeness or accuracy of any of the information contained herein, and makes no representations about its suitability for any particular purpose. Users should make their own judgements about those matters and/or seek independent advice. You assume all risks associated with use of data provided on this page

Albury Race 5 Distance 1770m

Tuesday, 9 December 2025

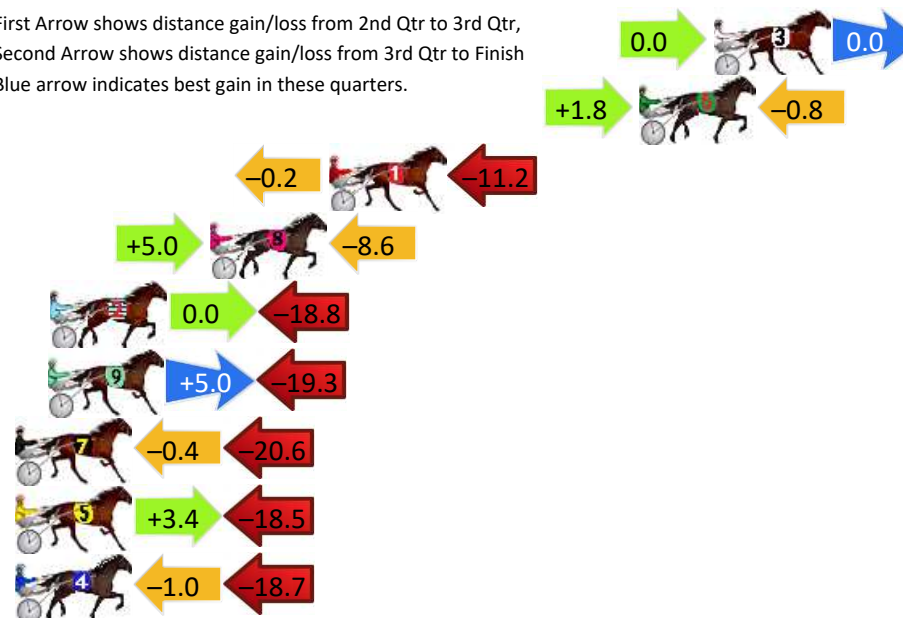
Gross Time: 2:13.50 MileRate: 2:01.30 LeadTime: 11.20s First Qtr: 31.10s Second Qtr: 32.40s Third Qtr: 30.30s Fourth Qtr: 28.50s

DATA TABLE: 800 / 400 Posi's are position from leader and (how wide the horse was at that position)

No	Horse	Plc	Mar	800 Posi	400 Posi	Time	3rd Qtr	4th Qt
3	FLOJOS BEST	1	0.0m	0.0m (0)	0.0m (0)	2:13.50	30.30s	28.50s
6	STITCHED UP DAN	2	3.0m	4.0m (1)	2.2m (1)	2:13.72	30.17s	28.56s
1	MILLWOOD BROOKLYN	3	15.4m	4.0m (0)	4.2m (0)	2:14.65	30.34s	29.29s
8	LE BETTY	4	20.2m	16.6m (1)	11.6m (2)	2:15.01	29.95s	29.11s
2	INTHEBLINKOFANEYE	5	26.6m	7.8m (1)	7.8m (1)	2:15.49	30.34s	29.83s
9	MILLYANO	6	26.7m	12.4m (1)	7.4m (2)	2:15.50	29.98s	29.87s
7	SOPHIES SCOOTER	7	29.0m	8.0m (0)	8.4m (0)	2:15.67	30.38s	29.96s
5	IM PRINCESS NELLIE	8	31.3m	16.2m (0)	12.8m (1)	2:15.84	30.09s	29.81s
4	I AM THE TORNADO	9	31.9m	12.2m (0)	13.2m (0)	2:15.89	30.41s	29.82s

Finish Position and metres gained

First Arrow shows distance gain/loss from 2nd Qtr to 3rd Qtr, Second Arrow shows distance gain/loss from 3rd Qtr to Finish Blue arrow indicates best gain in these quarters.



800

Visual positions in race at 2nd Quarter



400

Visual positions in race at 3rd Quarter



Albury Race 6 Distance 1770m

Tuesday, 9 December 2025

Gross Time: 2:16.10

MileRate: 2:03.70

LeadTime: 12.90s

First Qtr: 32.10s

Second Qtr: 32.10s

Third Qtr: 29.20s



Fourth Qtr: 29.80s

DATA TABLE: 800 / 400 Posi's are position from leader and (how wide the horse was at that position)

NoHorse	Plc	Mar	800 Posi	400 Posi	Time	3rd Qtr	4th Qt
3 OLLY ODD POTTS	1	0.0m	0.0m (0)	0.0m (0)	2:16.10	29.20s	29.80s
9 GLAMORS SYMBOL	2	8.1m	9.4m (1)	2.8m (2)	2:16.73	28.71s	30.19s
5 CHARGING BULL	3	9.0m	1.2m (1)	3.2m (1)	2:16.80	29.34s	30.23s
2 STARS ABROAD	4	9.1m	5.4m (1)	8.4m (1)	2:16.81	29.42s	29.85s
1 DIDNT I	5	9.5m	4.2m (0)	6.4m (0)	2:16.84	29.36s	30.03s
7 NO MORE PROMISES	6	12.3m	8.2m (0)	8.0m (2)	2:17.06	29.18s	30.12s
4 LIFE GETS BETTER	7	15.7m	17.0m (0)	19.2m (0)	2:17.33	29.36s	29.54s
10 COMPLICATED	8	17.4m	13.8m (1)	15.4m (2)	2:17.46	29.32s	29.95s


Finish Position and metres gained

First Arrow shows distance gain/loss from 2nd Qtr to 3rd Qtr,
Second Arrow shows distance gain/loss from 3rd Qtr to Finish
Blue arrow indicates best gain in these quarters.



800

Visual positions in race at 2nd Quarter



400

Visual positions in race at 3rd Quarter



Powered by



Harness Analyser

Sectional Analysis Software

Not just form | Free Trial

www.facebook.com/PJHarnessRacing



RISE Digital, Harness Racing Australia nor the provider accepts any responsibility for the completeness or accuracy of any of the information contained herein, and makes no representations about its suitability for any particular purpose. Users should make their own judgements about those matters and/or seek independent advice. You assume all risks associated with use of data provided on this page

Albury Race 7 Distance 2170m

Tuesday, 9 December 2025

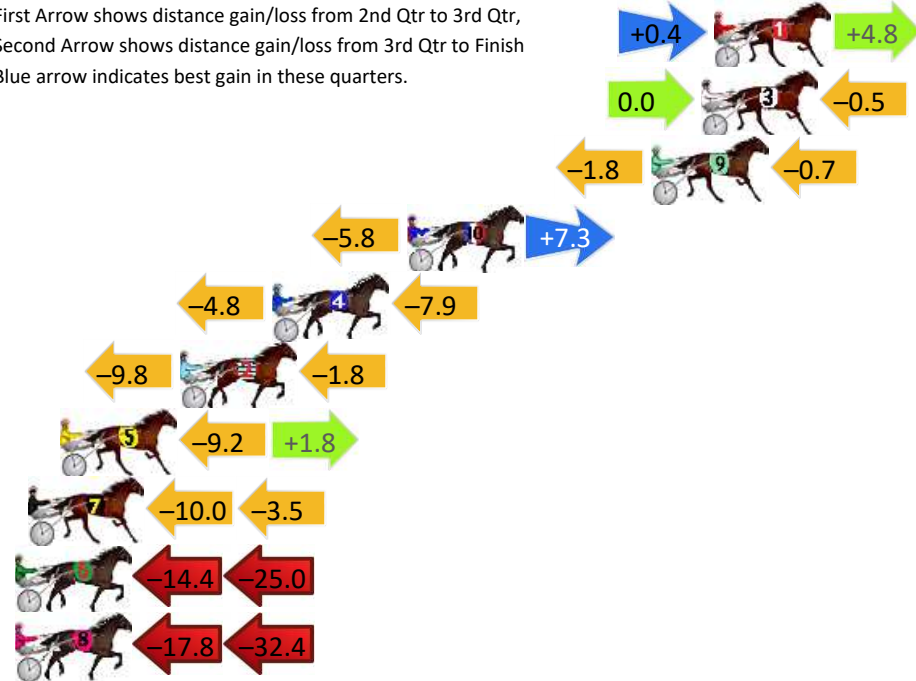
Gross Time: 2:45.50 MileRate: 2:02.70 LeadTime: 43.40s First Qtr: 32.40s Second Qtr: 32.10s Third Qtr: 28.40s Fourth Qtr: 29.20s

DATA TABLE: 800 / 400 Posi's are position from leader and (how wide the horse was at that position)

No	Horse	Plc	Mar	800 Posi	400 Posi	Time	3rd Qtr	4th Qt
1	SET PLAY	1	0.0m	5.2m (0)	4.8m (0)	2:45.50	28.38s	28.85s
3	SPARTAN SHIELD	2	0.5m	0.0m (0)	0.0m (0)	2:45.54	28.40s	29.24s
9	I AM ON THERUN	3	2.5m	0.0m (1)	1.8m (1)	2:45.69	28.53s	29.25s
10	TOTALLY STUNNING	4	12.3m	13.8m (1)	19.6m (1)	2:46.44	28.82s	28.67s
4	GOOD TALK	5	17.7m	5.0m (1)	9.8m (1)	2:46.86	28.74s	29.77s
2	TEMPTING TIGER	6	21.4m	9.8m (0)	19.6m (0)	2:47.14	29.10s	29.33s
5	WILLIAM AITCH	7	26.2m	18.8m (1)	28.0m (1)	2:47.51	29.06s	29.07s
7	TINNYSMEDAD	8	27.5m	14.0m (0)	24.0m (1)	2:47.61	29.11s	29.45s
6	THE BURRUM FOX	9	57.4m	18.0m (0)	32.4m (0)	2:49.90	29.41s	31.01s
8	SEND IT SAM	10	59.2m	9.0m (1)	26.8m (2)	2:50.03	29.64s	31.55s

Finish Position and metres gained

First Arrow shows distance gain/loss from 2nd Qtr to 3rd Qtr, Second Arrow shows distance gain/loss from 3rd Qtr to Finish Blue arrow indicates best gain in these quarters.



800

Visual positions in race at 2nd Quarter



400

Visual positions in race at 3rd Quarter



Powered by



Harness Analyser

Sectional Analysis Software

Not just form | Free Trial

www.facebook.com/PJHarnessRacing



RISE Digital, Harness Racing Australia nor the provider accepts any responsibility for the completeness or accuracy of any of the information contained herein, and makes no representations about its suitability for any particular purpose. Users should make their own judgements about those matters and/or seek independent advice. You assume all risks associated with use of data provided on this page

Albury Race 8 Distance 1770m

Tuesday, 9 December 2025


Gross Time: 2:12.10 MileRate: 2:00.10 LeadTime: 10.90s First Qtr: 30.40s Second Qtr: 31.40s Third Qtr: 29.30s Fourth Qtr: 30.10s

DATA TABLE: 800 / 400 Posi's are position from leader and (how wide the horse was at that position)

NoHorse	Plc	Mar	800 Posi	400 Posi	Time	3rd Qtr	4th Qt
8 WATCH CARINAS LASS	1	0.0m	12.2m (1)	12.2m (1)	2:12.10	29.31s	29.19s
5 LA FEAST	2	1.4m	7.4m (1)	8.2m (1)	2:12.21	29.37s	29.59s
3 ELLENS DELIGHT	3	5.2m	0.0m (0)	0.0m (0)	2:12.51	29.29s	30.49s
1 HARJAYBRO	4	10.2m	4.0m (0)	4.8m (0)	2:12.90	29.35s	30.50s
2 ROCKNROLL GRACE	5	11.2m	9.8m (0)	9.6m (0)	2:12.98	29.28s	30.22s
7 HESHARLEY	6	15.0m	3.2m (1)	3.8m (1)	2:13.28	29.33s	30.94s
4 HAITCH VEE TEE	7	21.5m	14.8m (0)	16.4m (0)	2:13.79	29.41s	30.48s
6 MISTER RAUDONIKIS	8	46.7m	23.4m (0)	28.0m (0)	2:15.78	29.62s	31.50s

Finish Position and metres gained

First Arrow shows distance gain/loss from 2nd Qtr to 3rd Qtr,
Second Arrow shows distance gain/loss from 3rd Qtr to Finish
Blue arrow indicates best gain in these quarters.



800

Visual positions in race at 2nd Quarter



400

Visual positions in race at 3rd Quarter

