

Goulburn Race 1 Distance 1710m

Tuesday, 9 December 2025

Gross Time: 2:04.30

MileRate: 1:57.00

LeadTime: 6.60s

First Qtr: 29.50s

Second Qtr: 29.80s

Third Qtr: 29.10s



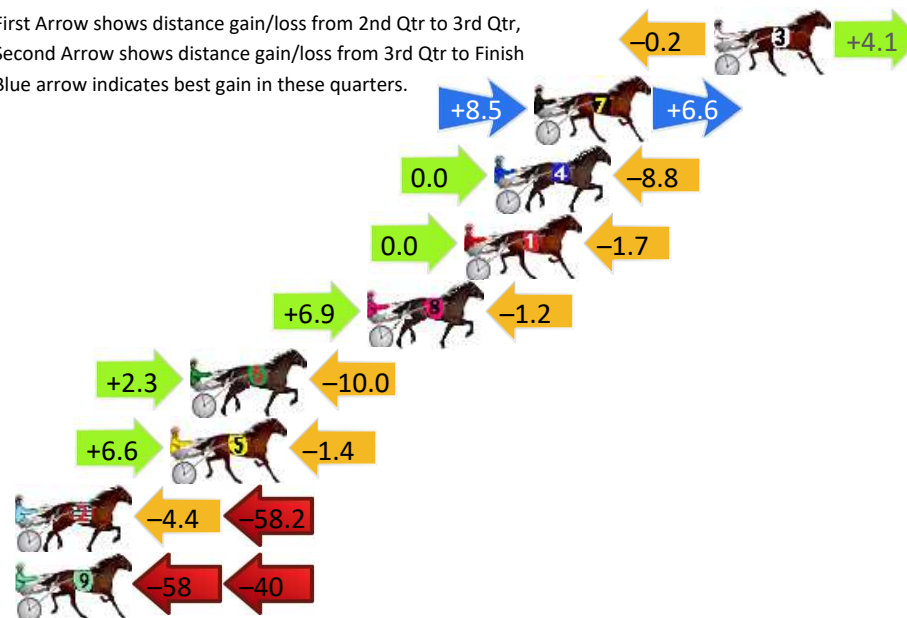
Fourth Qtr: 29.30s

DATA TABLE: 800 / 400 Posi's are position from leader and (how wide the horse was at that position)

NoHorse	Plc	Mar	800 Posi	400 Posi	Time	3rd Qtr	4th Qt
3 BENTLY BULLET	1	0.0m	3.9m (0)	4.1m (0)	2:04.30	29.12s	29.00s
7 PEAKSART	2	7.2m	22.3m (1)	13.8m (2)	2:04.85	28.49s	28.85s
4 RIP JACKSON	3	8.8m	0.0m (0)	0.0m (0)	2:04.98	29.10s	29.98s
1 MY FRIEND MOLLY	4	10.0m	8.3m (0)	8.3m (0)	2:05.07	29.10s	29.47s
8 CAPITALLEE	5	13.9m	19.6m (0)	12.7m (0)	2:05.37	28.60s	29.45s
6 SPRINGFIELD DESIRE	6	21.0m	13.3m (0)	11.0m (1)	2:05.91	28.94s	30.11s
5 SPORTS LINER	7	21.8m	27.0m (1)	20.4m (1)	2:05.98	28.63s	29.50s
2 DREAM TO DANCE	8	76.4m	13.8m (1)	18.2m (0)	2:10.17	29.43s	33.85s
9 FLY LIKE AN ANGEL	9	115.0m	18.2m (1)	75.5m (0)	2:13.14	33.27s	32.66s

Finish Position and metres gained

First Arrow shows distance gain/loss from 2nd Qtr to 3rd Qtr,
Second Arrow shows distance gain/loss from 3rd Qtr to Finish
Blue arrow indicates best gain in these quarters.



Goulburn Race 2 Distance 1710m

Tuesday, 9 December 2025

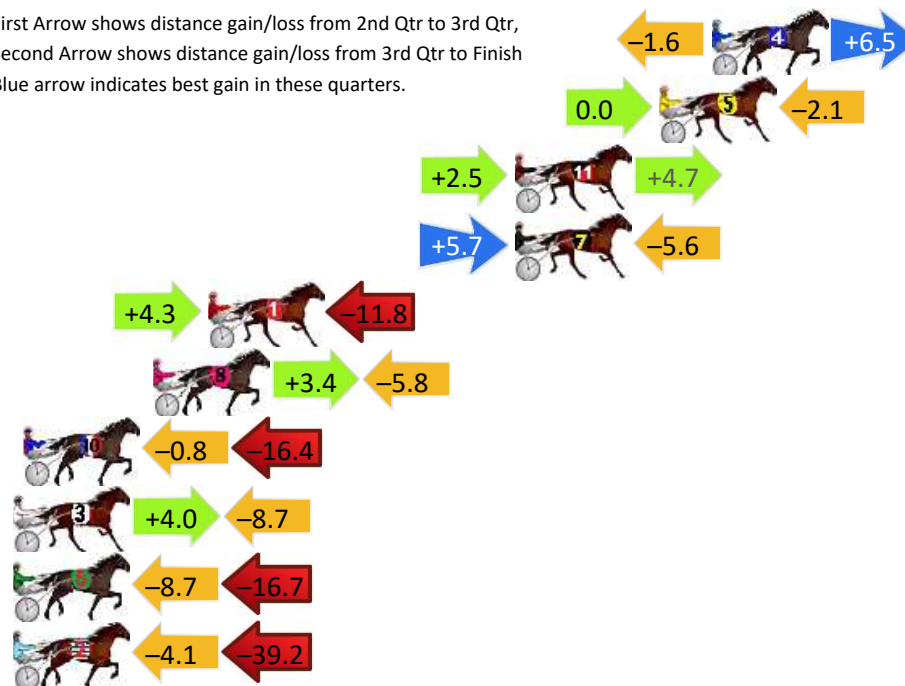
Gross Time: 2:03.90 MileRate: 1:56.60 LeadTime: 7.30s First Qtr: 30.10s Second Qtr: 29.20s Third Qtr: 27.80s Fourth Qtr: 29.50s

DATA TABLE: 800 / 400 Posi's are position from leader and (how wide the horse was at that position)

No	Horse	Plc	Mar	800 Posi	400 Posi	Time	3rd Qtr	4th Qt
4	HIGHINDELIGHT	1	0.0m	4.9m (0)	6.5m (0)	2:03.90	27.92s	29.04s
5	ELEGANT STRIDE	2	2.1m	0.0m (0)	0.0m (0)	2:04.06	27.80s	29.66s
11	EYES OFF TIGER	3	7.9m	15.1m (0)	12.6m (1)	2:04.51	27.66s	29.21s
7	STAY TEMPTED	4	7.9m	8.0m (1)	2.3m (1)	2:04.51	27.41s	29.95s
1	ARMA BLAZE	5	20.2m	12.7m (1)	8.4m (1)	2:05.46	27.53s	30.46s
8	SHADILANE	6	22.4m	20.0m (0)	16.6m (0)	2:05.63	27.60s	30.05s
10	LOCHINVAR TIGER	7	27.6m	10.4m (0)	11.2m (0)	2:06.03	27.88s	30.83s
3	MIDNIGHT BREEZE	8	28.4m	23.7m (1)	19.7m (1)	2:06.10	27.57s	30.30s
6	TITAN LOMBO	9	51.5m	26.1m (0)	34.8m (1)	2:07.88	28.48s	31.00s
2	MISS TAPDANCE	10	61.7m	18.4m (1)	22.5m (2)	2:08.67	28.13s	32.67s

Finish Position and metres gained

First Arrow shows distance gain/loss from 2nd Qtr to 3rd Qtr, Second Arrow shows distance gain/loss from 3rd Qtr to Finish
Blue arrow indicates best gain in these quarters.



Visual positions in race at 2nd Quarter



Visual positions in race at 3rd Quarter

Goulburn Race 3 Distance 1710m

Tuesday, 9 December 2025

Gross Time: 2:03.10

MileRate: 1:55.90

LeadTime: 6.80s

First Qtr: 30.20s

Second Qtr: 30.10s

Third Qtr: 28.40s


Fourth Qtr: 27.60s

DATA TABLE: 800 / 400 Posi's are position from leader and (how wide the horse was at that position)

No	Horse	Plc	Mar	800 Posi	400 Posi	Time	3rd Qtr	4th Qt
9	REFUSAL	1	0.0m	5.7m (0)	6.6m (0)	2:03.10	28.46s	27.14s
1	FLIGHT LOUTENANT	2	7.0m	0.0m (0)	0.0m (0)	2:03.61	28.40s	28.11s
5	LUNAR WITCH	3	10.5m	2.8m (1)	2.3m (1)	2:03.86	28.37s	28.20s
10	MAKES YOU WONDER	4	13.7m	10.2m (0)	10.6m (0)	2:04.09	28.42s	27.85s
4	KEAYANG MEMORY	5	18.4m	11.8m (1)	15.0m (1)	2:04.44	28.61s	27.90s
7	TAMATINE TANE	6	20.6m	14.7m (0)	17.2m (0)	2:04.60	28.56s	27.90s
8	GARRYS LARRY	7	41.1m	16.4m (1)	20.4m (1)	2:06.08	28.67s	29.16s
2	AMERICAM	8	57.6m	19.3m (0)	24.1m (0)	2:07.28	28.72s	30.10s
3	JIVEANDWHISPER	9	158.0m	7.3m (1)	10.9m (1)	2:14.57	28.65s	38.31s

Finish Position and metres gained

First Arrow shows distance gain/loss from 2nd Qtr to 3rd Qtr,
Second Arrow shows distance gain/loss from 3rd Qtr to Finish
Blue arrow indicates best gain in these quarters.



800

Visual positions in race at 2nd Quarter



400

Visual positions in race at 3rd Quarter



Powered by



Harness Analyser

Sectional Analysis Software

Not just form | Free Trial

www.facebook.com/PJHarnessRacing



RISE Digital, Harness Racing Australia nor the provider accepts any responsibility for the completeness or accuracy of any of the information contained herein, and makes no representations about its suitability for any particular purpose. Users should make their own judgements about those matters and/or seek independent advice. You assume all risks associated with use of data provided on this page

Goulburn Race 4 Distance 1710m

Tuesday, 9 December 2025


Gross Time: 2:04.40 MileRate: 1:57.10 LeadTime: 6.80s First Qtr: 29.80s Second Qtr: 30.00s Third Qtr: 28.30s Fourth Qtr: 29.50s

DATA TABLE: 800 / 400 Posi's are position from leader and (how wide the horse was at that position)

No	Horse	Plc	Mar	800 Posi	400 Posi	Time	3rd Qtr	4th Qt
5	PENCIL ME IN	1	0.0m	12.4m (1)	5.3m (2)	2:04.40	27.81s	29.12s
4	LETSGO MATILDA	2	3.3m	9.1m (0)	10.0m (2)	2:04.66	28.38s	29.04s
6	MOVINTOHELLANDBACK	3	5.9m	16.7m (1)	10.6m (3)	2:04.86	27.89s	29.20s
1	MAJOR HUSS	4	6.4m	0.0m (0)	0.0m (0)	2:04.89	28.30s	29.99s
7	BONJORGE	5	12.0m	8.5m (1)	3.4m (1)	2:05.33	27.95s	30.19s
8	BEACH ON FIRE	6	27.3m	13.9m (0)	12.8m (0)	2:06.51	28.24s	30.69s
2	NIFTY SCHOOBEE	7	30.6m	4.6m (0)	5.9m (0)	2:06.77	28.40s	31.45s
3	LOYOLA GOLF	8	31.5m	3.9m (1)	9.2m (1)	2:06.84	28.69s	31.28s


Finish Position and metres gained

First Arrow shows distance gain/loss from 2nd Qtr to 3rd Qtr, Second Arrow shows distance gain/loss from 3rd Qtr to Finish
Blue arrow indicates best gain in these quarters.



800

Visual positions in race at 2nd Quarter



400

Visual positions in race at 3rd Quarter



Powered by



Harness Analyser

Sectional Analysis Software

Not just form | Free Trial

www.facebook.com/PJHarnessRacing



RISE Digital, Harness Racing Australia nor the provider accepts any responsibility for the completeness or accuracy of any of the information contained herein, and makes no representations about its suitability for any particular purpose. Users should make their own judgements about those matters and/or seek independent advice. You assume all risks associated with use of data provided on this page

Goulburn Race 5 Distance 1710m

Tuesday, 9 December 2025


Gross Time: 2:05.30 MileRate: 1:57.90 LeadTime: 6.90s First Qtr: 30.30s Second Qtr: 29.70s Third Qtr: 28.70s Fourth Qtr: 29.70s

DATA TABLE: 800 / 400 Posi's are position from leader and (how wide the horse was at that position)

No	Horse	Plc	Mar	800 Posi	400 Posi	Time	3rd Qtr	4th Qt
6	WHITBYS DELIGHT	1	0.0m	22.4m (1)	9.4m (2)	2:05.30	27.79s	29.02s
5	DEPASSANT	2	3.2m	11.7m (1)	4.4m (1)	2:05.55	28.19s	29.63s
4	SAPPHIRE BOY	3	5.8m	16.7m (1)	14.9m (2)	2:05.75	28.59s	29.07s
3	FORTUNA STRIDE	4	15.3m	6.7m (1)	0.0m (1)	2:06.49	28.23s	30.89s
8	JILLIBY MOON	5	15.8m	20.5m (0)	19.8m (2)	2:06.53	28.68s	29.49s
1	TULHURST CHASE	6	17.0m	0.0m (0)	0.6m (0)	2:06.62	28.74s	30.98s
7	PARTY BLAZE	7	19.1m	2.2m (1)	8.8m (1)	2:06.79	29.19s	30.55s
9	COOGEE	8	20.0m	5.1m (0)	6.6m (0)	2:06.86	28.82s	30.78s
10	ESPERANZA	9	21.3m	14.9m (0)	16.0m (1)	2:06.96	28.80s	30.20s
2	CALM FRANCO	10	23.8m	9.8m (0)	12.1m (0)	2:07.15	28.88s	30.67s

Finish Position and metres gained

First Arrow shows distance gain/loss from 2nd Qtr to 3rd Qtr, Second Arrow shows distance gain/loss from 3rd Qtr to Finish
Blue arrow indicates best gain in these quarters.



800

Visual positions in race at 2nd Quarter



400

Visual positions in race at 3rd Quarter



Powered by



Harness Analyser

Sectional Analysis Software

Not just form | Free Trial

www.facebook.com/PJHarnessRacing



RISE Digital, Harness Racing Australia nor the provider accepts any responsibility for the completeness or accuracy of any of the information contained herein, and makes no representations about its suitability for any particular purpose. Users should make their own judgements about those matters and/or seek independent advice. You assume all risks associated with use of data provided on this page

Goulburn Race 6 Distance 1710m

Tuesday, 9 December 2025

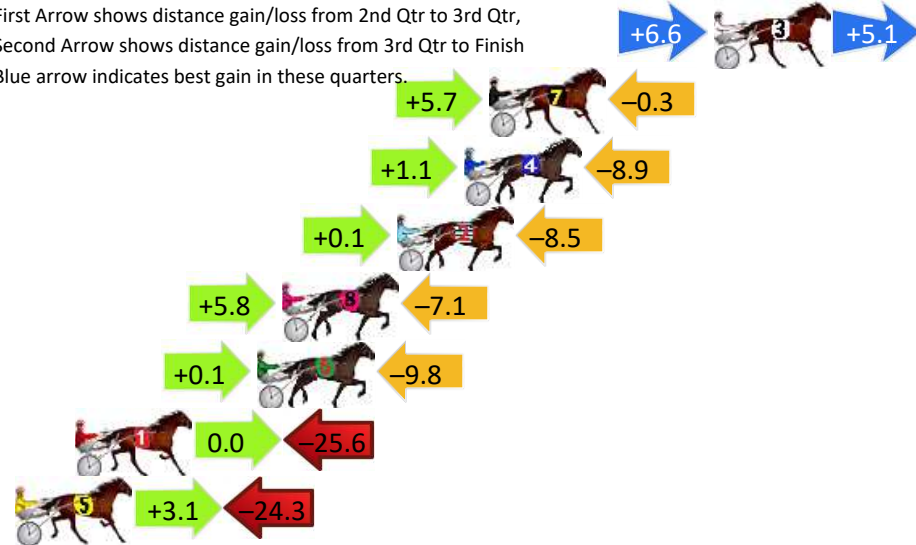
Gross Time: 2:03.70 MileRate: 1:56.40 LeadTime: 6.80s First Qtr: 29.60s Second Qtr: 30.20s Third Qtr: 28.00s Fourth Qtr: 29.10s

DATA TABLE: 800 / 400 Posi's are position from leader and (how wide the horse was at that position)

NoHorse	Plc	Mar	800 Posi	400 Posi	Time	3rd Qtr	4th Qt
3 MILLIE FRANCIS	1	0.0m	11.7m (1)	5.1m (3)	2:03.70	27.55s	28.74s
7 SHEZA BETTOR GEM	2	9.0m	14.4m (0)	8.7m (1)	2:04.39	27.62s	29.17s
4 MICTON MOUSE	3	10.0m	2.2m (1)	1.1m (1)	2:04.46	27.93s	29.78s
2 TEARIN UP THE SAND	4	12.7m	4.3m (0)	4.2m (0)	2:04.67	28.00s	29.77s
8 FINANCIALLY STABLE	5	17.3m	16.0m (1)	10.2m (2)	2:05.02	27.61s	29.70s
6 MEGS MONARO	6	18.3m	8.6m (0)	8.5m (0)	2:05.10	28.00s	29.90s
1 PLATINUMS BOY	7	25.6m	0.0m (0)	0.0m (0)	2:05.65	28.00s	31.05s
5 OUR ULTIMATE BONNY	8	28.3m	7.1m (1)	4.0m (2)	2:05.86	27.79s	30.98s

Finish Position and metres gained

First Arrow shows distance gain/loss from 2nd Qtr to 3rd Qtr,
Second Arrow shows distance gain/loss from 3rd Qtr to Finish
Blue arrow indicates best gain in these quarters.



800

Visual positions in race at 2nd Quarter



400

Visual positions in race at 3rd Quarter



Powered by



Harness Analyser

Sectional Analysis Software

Not just form | Free Trial

www.facebook.com/PJHarnessRacing



RISE Digital, Harness Racing Australia nor the provider accepts any responsibility for the completeness or accuracy of any of the information contained herein, and makes no representations about its suitability for any particular purpose. Users should make their own judgements about those matters and/or seek independent advice. You assume all risks associated with use of data provided on this page

Goulburn Race 7 Distance 1710m

Tuesday, 9 December 2025


Gross Time: 2:07.40 MileRate: 1:59.90 LeadTime: 7.10s First Qtr: 33.50s Second Qtr: 30.00s Third Qtr: 27.60s Fourth Qtr: 29.20s

DATA TABLE: 800 / 400 Posi's are position from leader and (how wide the horse was at that position)

NoHorse	Plc	Mar	800 Posi	400 Posi	Time	3rd Qtr	4th Qt
4 FREASON	1	0.0m	9.3m (1)	3.7m (2)	2:07.40	27.23s	28.94s
7 ED MENDES	2	4.5m	13.3m (1)	7.7m (2)	2:07.74	27.23s	29.00s
1 MODERN SHEEN	3	5.8m	0.0m (0)	0.0m (0)	2:07.84	27.60s	29.64s
3 MAGNETIC STORM	4	7.2m	4.6m (1)	1.1m (1)	2:07.95	27.37s	29.67s
5 DEEWHEY	5	9.8m	9.3m (0)	9.1m (0)	2:08.15	27.60s	29.31s
2 CANT HEAR YOU	6	11.6m	5.0m (0)	5.1m (0)	2:08.29	27.62s	29.73s
8 HEAVENS GOTTA WAIT	7	11.7m	13.4m (0)	11.9m (1)	2:08.30	27.52s	29.26s

Finish Position and metres gained

First Arrow shows distance gain/loss from 2nd Qtr to 3rd Qtr,
Second Arrow shows distance gain/loss from 3rd Qtr to Finish
Blue arrow indicates best gain in these quarters.



800

Visual positions in race at 2nd Quarter



400

Visual positions in race at 3rd Quarter



Powered by



Harness Analyser

Sectional Analysis Software

Not just form | Free Trial

www.facebook.com/PJHarnessRacing



RISE Digital, Harness Racing Australia nor the provider accepts any responsibility for the completeness or accuracy of any of the information contained herein, and makes no representations about its suitability for any particular purpose. Users should make their own judgements about those matters and/or seek independent advice. You assume all risks associated with use of data provided on this page

Goulburn Race 8 Distance 1710m

Tuesday, 9 December 2025

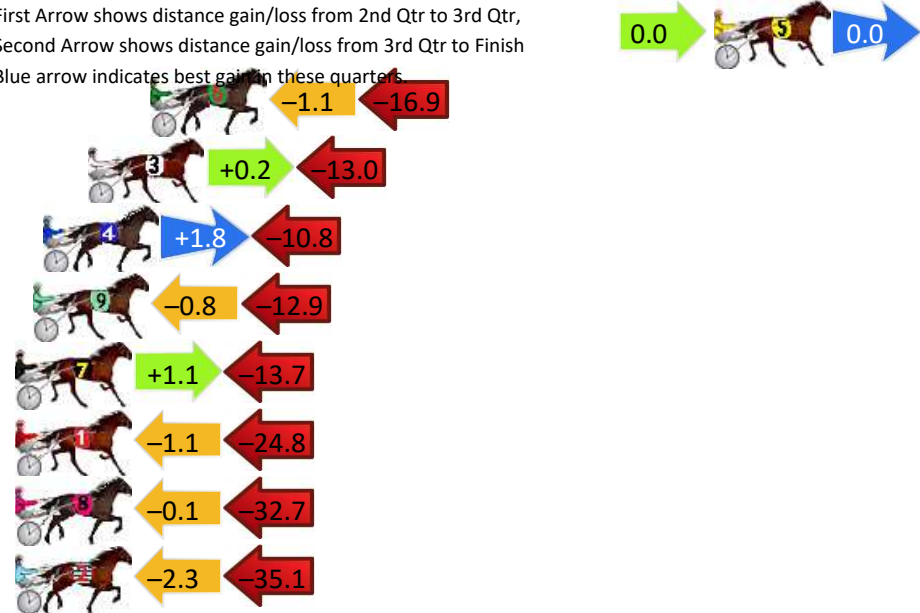
Gross Time: 2:02.00 MileRate: 1:54.80 LeadTime: 7.10s First Qtr: 29.50s Second Qtr: 29.30s Third Qtr: 27.90s Fourth Qtr: 28.20s

DATA TABLE: 800 / 400 Posi's are position from leader and (how wide the horse was at that position)

No	Horse	Plc	Mar	800 Posi	400 Posi	Time	3rd Qtr	4th Qt
5	MISTER MANAGER	1	0.0m	0.0m (0)	0.0m (0)	2:02.00	27.90s	28.20s
6	ARK ALERT	2	22.6m	4.6m (0)	5.7m (0)	2:03.67	27.98s	29.47s
3	SIX AGAIN	3	25.1m	12.3m (1)	12.1m (2)	2:03.86	27.89s	29.22s
4	MISTER QUIRK	4	26.9m	17.9m (0)	16.1m (1)	2:03.99	27.78s	29.07s
9	PLAYA BLANCA	5	27.3m	13.6m (0)	14.4m (0)	2:04.02	27.96s	29.22s
7	HIGHLANDS WARRIOR	6	29.2m	16.6m (1)	15.5m (3)	2:04.16	27.83s	29.28s
1	MAJOR ALLEGIANCE	7	35.1m	9.2m (0)	10.3m (0)	2:04.60	27.98s	30.08s
8	TEST OF FIRE	8	36.2m	3.4m (1)	3.5m (1)	2:04.68	27.91s	30.64s
2	THE EX HORSEIST	9	45.4m	8.0m (1)	10.3m (1)	2:05.36	28.07s	30.84s

Finish Position and metres gained

First Arrow shows distance gain/loss from 2nd Qtr to 3rd Qtr,
Second Arrow shows distance gain/loss from 3rd Qtr to Finish
Blue arrow indicates best gain in these quarters



800

Visual positions in race at 2nd Quarter



400

Visual positions in race at 3rd Quarter



Powered by



Harness Analyser

Sectional Analysis Software

Not just form | Free Trial

www.facebook.com/PJHarnessRacing



RISE Digital, Harness Racing Australia nor the provider accepts any responsibility for the completeness or accuracy of any of the information contained herein, and makes no representations about its suitability for any particular purpose. Users should make their own judgements about those matters and/or seek independent advice. You assume all risks associated with use of data provided on this page