

Bathurst Race 1 Distance 2260m

Wednesday, 10 December 2025


Gross Time: 2:44.80 MileRate: 1:57.40 LeadTime: 47.60s First Qtr: 31.40s Second Qtr: 30.10s Third Qtr: 28.30s Fourth Qtr: 27.40s

DATA TABLE: 800 / 400 Posi's are position from leader and (how wide the horse was at that position)

NoHorse	Plc	Mar	800 Posi	400 Posi	Time	3rd Qtr	4th Qt
5 SEVEN TEE TWO	1	0.0m	0.0m (0)	0.0m (0)	2:44.80	28.30s	27.40s
1 RUSTY DANCER	2	14.6m	4.0m (0)	4.8m (0)	2:45.85	28.37s	28.07s
10 HOOKED ON WINNING	3	17.8m	16.4m (1)	16.4m (0)	2:46.08	28.30s	27.50s
7 HAZZA IS WATCHING	4	31.3m	8.0m (1)	9.2m (0)	2:47.06	28.41s	28.91s
6 SPARKLA	5	31.4m	18.2m (0)	23.6m (1)	2:47.06	28.68s	27.93s
4 JASPERSTIMETOSHINE	6	36.4m	20.4m (1)	19.8m (2)	2:47.43	28.28s	28.53s
3 MAGIC TULHURST	7	40.6m	12.0m (1)	13.8m (2)	2:47.73	28.45s	29.23s
8 MITTYS THREE ACES	8	46.1m	12.8m (0)	27.6m (0)	2:48.12	29.35s	28.66s
2 GIFTED BRIGADE	9	49.7m	3.8m (1)	9.8m (1)	2:48.38	28.76s	30.12s
9 SURFIN AT MIDNIGHT	10	106.6m	8.8m (0)	23.6m (0)	2:52.49	29.42s	33.05s

Finish Position and metres gained

First Arrow shows distance gain/loss from 2nd Qtr to 3rd Qtr, Second Arrow shows distance gain/loss from 3rd Qtr to Finish Blue arrow indicates best gain in these quarters.



800

Visual positions in race at 2nd Quarter



400

Visual positions in race at 3rd Quarter



Powered by



Harness Analyser

Sectional Analysis Software

Not just form | Free Trial

www.facebook.com/PJHarnessRacing



RISE Digital, Harness Racing Australia nor the provider accepts any responsibility for the completeness or accuracy of any of the information contained herein, and makes no representations about its suitability for any particular purpose. Users should make their own judgements about those matters and/or seek independent advice. You assume all risks associated with use of data provided on this page

Bathurst Race 2 Distance 1730m

Wednesday, 10 December 2025

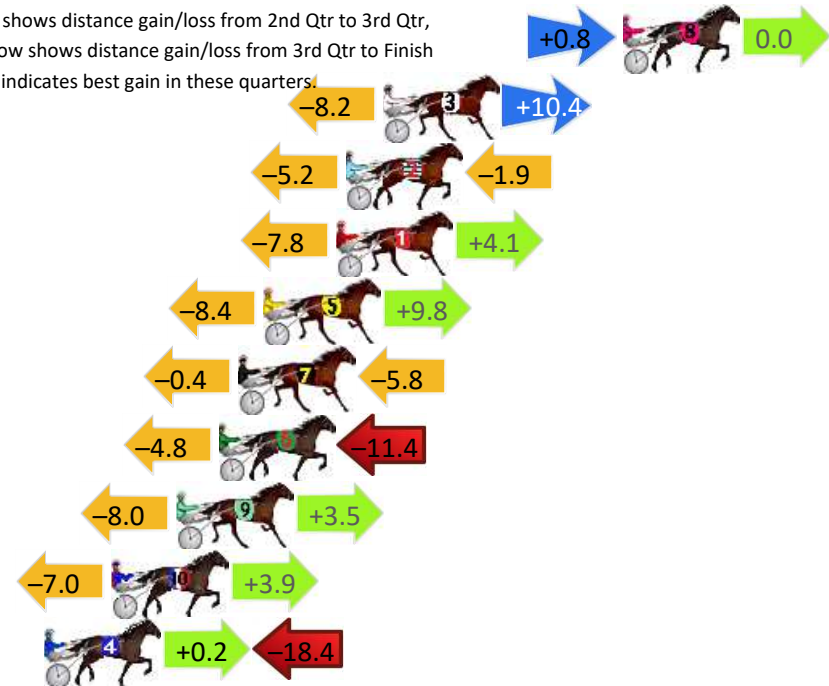
Gross Time: 2:02.60 MileRate: 1:54.00 LeadTime: 8.70s First Qtr: 28.20s Second Qtr: 30.10s Third Qtr: 27.90s Fourth Qtr: 27.70s

DATA TABLE: 800 / 400 Posi's are position from leader and (how wide the horse was at that position)

No	Horse	Plc	Mar	800 Posi	400 Posi	Time	3rd Qtr	4th Qt
8	BUDDY BRILLIANCE	1	0.0m	0.8m (1)	0.0m (0)	2:02.60	27.84s	27.70s
3	VAMOS	2	9.6m	11.8m (0)	20.0m (0)	2:03.30	28.46s	26.98s
2	FLASH AZARAT	3	11.1m	4.0m (0)	9.2m (0)	2:03.41	28.26s	27.83s
1	SHAZADELE	4	11.5m	7.8m (0)	15.6m (1)	2:03.44	28.44s	27.42s
5	POSH FELLA	5	14.4m	15.8m (0)	24.2m (0)	2:03.65	28.48s	27.03s
7	BETTOR KEPPEL	6	15.4m	9.2m (1)	9.6m (1)	2:03.72	27.93s	28.10s
6	MAN MOUNTAIN	7	16.2m	0.0m (0)	4.8m (0)	2:03.78	28.23s	28.49s
9	TAIRLAW TOLL	8	17.9m	13.4m (1)	21.4m (1)	2:03.90	28.45s	27.46s
10	FIRESTORM RED	9	20.5m	17.4m (1)	24.4m (2)	2:04.09	28.38s	27.43s
4	DUN SPRUIKIN	10	23.2m	5.0m (1)	4.8m (1)	2:04.29	27.89s	28.97s

Finish Position and metres gained

First Arrow shows distance gain/loss from 2nd Qtr to 3rd Qtr,
Second Arrow shows distance gain/loss from 3rd Qtr to Finish
Blue arrow indicates best gain in these quarters.



800

Visual positions in race at 2nd Quarter



400

Visual positions in race at 3rd Quarter



Powered by



Harness Analyser

Sectional Analysis Software

Not just form | Free Trial

www.facebook.com/PJHarnessRacing



RISE Digital, Harness Racing Australia nor the provider accepts any responsibility for the completeness or accuracy of any of the information contained herein, and makes no representations about its suitability for any particular purpose. Users should make their own judgements about those matters and/or seek independent advice. You assume all risks associated with use of data provided on this page

Bathurst Race 3 Distance 1730m

Wednesday, 10 December 2025


Gross Time: 2:04.50 MileRate: 1:55.80 LeadTime: 8.10s First Qtr: 29.30s Second Qtr: 31.40s Third Qtr: 28.30s Fourth Qtr: 27.40s

DATA TABLE: 800 / 400 Posi's are position from leader and (how wide the horse was at that position)

No	Horse	Plc	Mar	800 Posi	400 Posi	Time	3rd Qtr	4th Qt
10	SHEVCHENKO	1	0.0m	0.0m (0)	0.0m (0)	2:04.50	28.30s	27.40s
6	JEWEL HEAVEN	2	4.7m	4.2m (0)	4.4m (0)	2:04.84	28.31s	27.42s
1	LAYLA SHANNON	3	6.8m	8.2m (0)	8.6m (0)	2:04.99	28.33s	27.28s
8	TIME TO TORQUE	4	10.2m	2.6m (1)	3.0m (1)	2:05.24	28.34s	27.89s
3	DELIGHTFULLY SWEET	5	13.4m	12.0m (0)	12.8m (0)	2:05.47	28.36s	27.44s
9	LUCKY PUNT	6	16.2m	8.0m (1)	7.6m (1)	2:05.67	28.28s	27.99s
2	GET UP BETTY	7	21.4m	12.2m (1)	11.8m (1)	2:06.04	28.28s	28.05s
4	WINDY HILL LUCY	8	24.9m	16.2m (1)	17.2m (1)	2:06.30	28.38s	27.92s
7	CERISE RAINBOW	9	25.9m	19.8m (0)	22.2m (0)	2:06.37	28.47s	27.65s
5	MAMMALS HEART	10	26.5m	15.8m (0)	17.2m (0)	2:06.41	28.41s	28.03s

Finish Position and metres gained

First Arrow shows distance gain/loss from 2nd Qtr to 3rd Qtr,
Second Arrow shows distance gain/loss from 3rd Qtr to Finish
Blue arrow indicates best gain in these quarters.



800

Visual positions in race at 2nd Quarter



400

Visual positions in race at 3rd Quarter



Powered by



Harness Analyser

Sectional Analysis Software

Not just form | Free Trial

www.facebook.com/PJHarnessRacing



RISE Digital, Harness Racing Australia nor the provider accepts any responsibility for the completeness or accuracy of any of the information contained herein, and makes no representations about its suitability for any particular purpose. Users should make their own judgements about those matters and/or seek independent advice. You assume all risks associated with use of data provided on this page

Bathurst Race 4 Distance 1730m

Wednesday, 10 December 2025


Gross Time: 2:05.10 MileRate: 1:56.40 LeadTime: 8.30s First Qtr: 30.10s Second Qtr: 31.10s Third Qtr: 27.80s Fourth Qtr: 27.80s

DATA TABLE: 800 / 400 Posi's are position from leader and (how wide the horse was at that position)

No	Horse	Plc	Mar	800 Posi	400 Posi	Time	3rd Qtr	4th Qt
9	KEAYANG JIGSAW	1	0.0m	4.0m (0)	4.2m (0)	2:05.10	27.81s	27.51s
1	ACHY BREAKY ARK	2	0.8m	0.0m (0)	0.0m (0)	2:05.16	27.80s	27.86s
8	INDASKY	3	6.8m	23.0m (1)	13.4m (1)	2:05.60	27.14s	27.34s
10	JAKCAM FLYER	4	8.0m	14.6m (1)	3.8m (2)	2:05.68	27.05s	28.09s
5	INTRUSION	5	10.4m	6.2m (1)	5.2m (1)	2:05.86	27.73s	28.16s
2	WARRAWEE CRUZIN	6	10.6m	10.6m (1)	9.4m (1)	2:05.87	27.72s	27.88s
6	FUNDA	7	12.1m	8.6m (0)	9.2m (0)	2:05.98	27.84s	28.00s
7	TULHURST TIMMY	8	14.2m	13.0m (0)	13.6m (0)	2:06.14	27.84s	27.84s
4	SPEED DIAL	9	15.1m	18.6m (1)	8.8m (2)	2:06.20	27.12s	28.24s
3	NASHVILLE BART	10	32.1m	1.8m (1)	1.0m (1)	2:07.45	27.74s	29.95s

Finish Position and metres gained

First Arrow shows distance gain/loss from 2nd Qtr to 3rd Qtr,
Second Arrow shows distance gain/loss from 3rd Qtr to Finish
Blue arrow indicates best gain in these quarters.



800

Visual positions in race at 2nd Quarter



400

Visual positions in race at 3rd Quarter



Powered by



Harness Analyser

Sectional Analysis Software

Not just form | Free Trial

www.facebook.com/PJHarnessRacing



RISE Digital, Harness Racing Australia nor the provider accepts any responsibility for the completeness or accuracy of any of the information contained herein, and makes no representations about its suitability for any particular purpose. Users should make their own judgements about those matters and/or seek independent advice. You assume all risks associated with use of data provided on this page

Bathurst Race 5 Distance 1730m

Wednesday, 10 December 2025

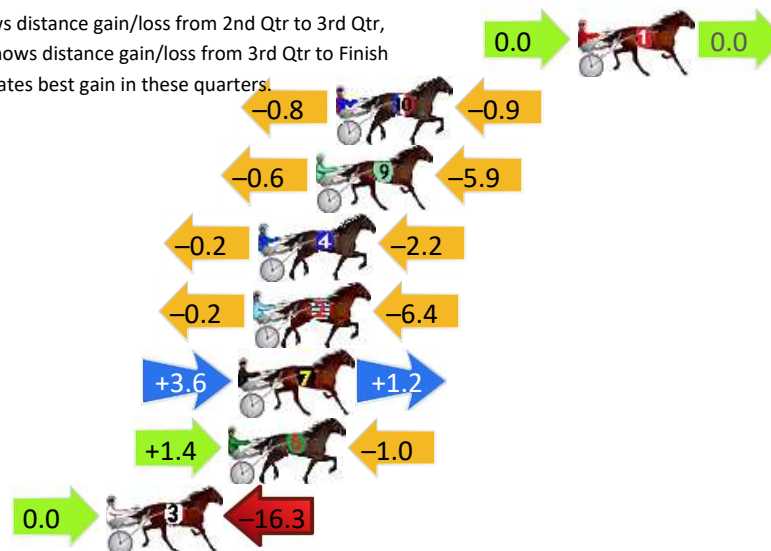
Gross Time: 2:03.90 MileRate: 1:55.20 LeadTime: 8.10s First Qtr: 30.50s Second Qtr: 30.40s Third Qtr: 27.90s Fourth Qtr: 27.00s

DATA TABLE: 800 / 400 Posi's are position from leader and (how wide the horse was at that position)

NoHorse	Plc	Mar	800 Posi	400 Posi	Time	3rd Qtr	4th Qt
1 HES CHIMING	1	0.0m	0.0m (0)	0.0m (0)	2:03.90	27.90s	27.00s
10 WHERE'S THE GOLD	2	9.7m	8.0m (0)	8.8m (0)	2:04.59	27.96s	27.06s
9 CASSIUS DECK	3	10.5m	4.0m (0)	4.6m (0)	2:04.65	27.95s	27.40s
4 PAS DE CHEVAL	4	12.8m	10.4m (1)	10.6m (1)	2:04.81	27.92s	27.15s
2 REBOUNDER	5	13.0m	6.4m (1)	6.6m (1)	2:04.82	27.92s	27.43s
7 BETTER SHUSH	6	13.6m	18.4m (1)	14.8m (1)	2:04.87	27.65s	26.92s
6 CHICAGO BART	7	14.0m	14.4m (1)	13.0m (0)	2:04.90	27.81s	27.07s
3 MIKI BE GOOD	8	18.9m	2.6m (1)	2.6m (1)	2:05.24	27.92s	28.09s

Finish Position and metres gained

First Arrow shows distance gain/loss from 2nd Qtr to 3rd Qtr,
Second Arrow shows distance gain/loss from 3rd Qtr to Finish
Blue arrow indicates best gain in these quarters.



800

Visual positions in race at 2nd Quarter



400

Visual positions in race at 3rd Quarter

Bathurst Race 6 Distance 2260m

Wednesday, 10 December 2025

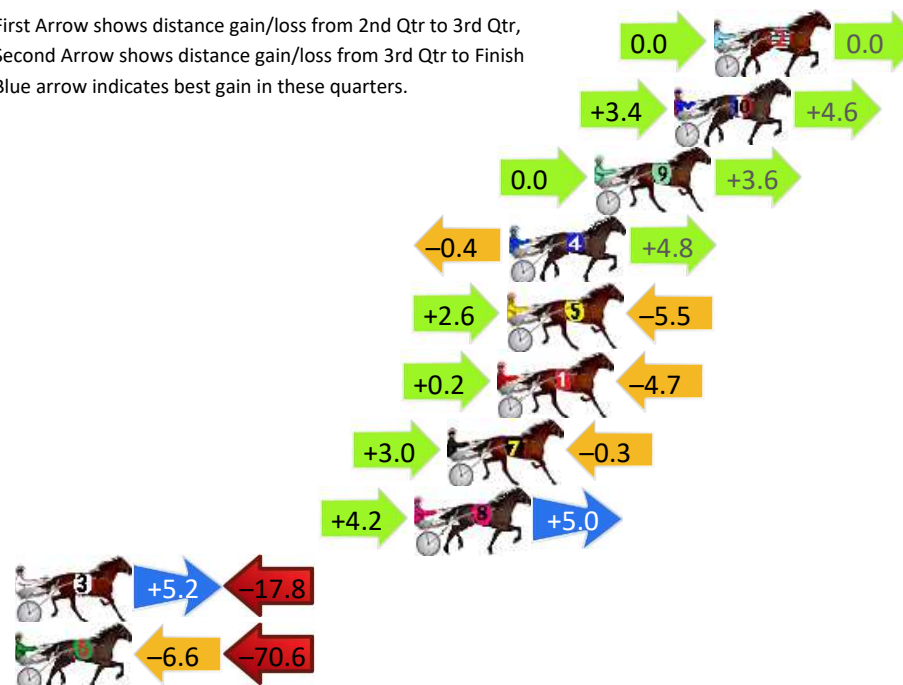
Gross Time: 2:46.20 MileRate: 1:58.40 LeadTime: 47.50s First Qtr: 30.30s Second Qtr: 30.70s Third Qtr: 28.70s Fourth Qtr: 29.00s

DATA TABLE: 800 / 400 Posi's are position from leader and (how wide the horse was at that position)

NoHorse	Plc	Mar	800 Posi	400 Posi	Time	3rd Qtr	4th Qt
2 FOLLOW THE ECLIPSE	1	0.0m	0.0m (0)	0.0m (0)	2:46.20	28.70s	29.00s
10 THE HANDSOME ONE	2	1.6m	9.6m (1)	6.2m (2)	2:46.32	28.46s	28.67s
9 CLASSIC ARC	3	4.8m	8.4m (0)	8.4m (0)	2:46.57	28.70s	28.74s
4 TULHURST PEBBLES	4	8.2m	12.6m (0)	13.0m (0)	2:46.82	28.73s	28.65s
5 DUFFY HOLLOW	5	8.3m	5.4m (1)	2.8m (1)	2:46.83	28.51s	29.40s
1 SHE MAYBE BETTOR	6	8.7m	4.2m (0)	4.0m (0)	2:46.86	28.68s	29.34s
7 KADAR	7	10.7m	13.4m (1)	10.4m (1)	2:47.01	28.48s	29.02s
8 BELL RIVER BOY	8	12.0m	21.2m (0)	17.0m (1)	2:47.11	28.40s	28.64s
3 CHELSEAS GIRL	9	29.6m	17.0m (1)	11.8m (2)	2:48.45	28.32s	30.28s
6 JAY BEE	10	94.2m	17.0m (0)	23.6m (0)	2:53.37	29.15s	34.09s

Finish Position and metres gained

First Arrow shows distance gain/loss from 2nd Qtr to 3rd Qtr,
Second Arrow shows distance gain/loss from 3rd Qtr to Finish
Blue arrow indicates best gain in these quarters.



800

Visual positions in race at 2nd Quarter



400

Visual positions in race at 3rd Quarter



Powered by



Harness Analyser

Sectional Analysis Software

Not just form | Free Trial

www.facebook.com/PJHarnessRacing



RISE Digital, Harness Racing Australia nor the provider accepts any responsibility for the completeness or accuracy of any of the information contained herein, and makes no representations about its suitability for any particular purpose. Users should make their own judgements about those matters and/or seek independent advice. You assume all risks associated with use of data provided on this page

Bathurst Race 7 Distance 1730m

Wednesday, 10 December 2025



Gross Time: 2:05.10 MileRate: 1:56.40 LeadTime: 8.40s First Qtr: 29.30s Second Qtr: 30.70s Third Qtr: 28.00s Fourth Qtr: 28.70s

DATA TABLE: 800 / 400 Posi's are position from leader and (how wide the horse was at that position)

No	Horse	Plc	Mar	800 Posi	400 Posi	Time	3rd Qtr	4th Qt
6	LAST LEXUS	1	0.0m	6.4m (1)	6.0m (2)	2:05.10	27.98s	28.27s
10	BETTER BE SWIFT	2	2.7m	12.0m (1)	11.0m (2)	2:05.30	27.94s	28.11s
5	SATELLITE ART	3	6.9m	23.0m (1)	14.8m (3)	2:05.62	27.43s	28.14s
4	OUR PURPLE PEARL	4	8.4m	0.0m (0)	0.0m (0)	2:05.73	27.99s	29.30s
8	BABLING BABLING	5	12.9m	20.4m (0)	23.8m (0)	2:06.07	28.25s	27.92s
9	STAY STRONG	6	12.9m	15.0m (0)	17.6m (0)	2:06.07	28.19s	28.36s
7	BOOMER SHANNON	7	15.1m	16.6m (1)	16.2m (1)	2:06.24	27.97s	28.62s
1	MISS HALLIE	8	17.2m	10.0m (0)	12.4m (0)	2:06.40	28.16s	29.04s
2	LUCKY IN AMERICA	9	28.8m	2.4m (1)	6.4m (1)	2:07.27	28.26s	30.30s
3	IM JUST SAYIN	10	32.2m	5.8m (0)	8.4m (0)	2:07.53	28.16s	30.40s

Finish Position and metres gained

First Arrow shows distance gain/loss from 2nd Qtr to 3rd Qtr,
Second Arrow shows distance gain/loss from 3rd Qtr to Finish
Blue arrow indicates best gain in these quarters.



Visual positions in race at 2nd Quarter



Visual positions in race at 3rd Quarter



Powered by



Harness Analyser

Sectional Analysis Software

Not just form | Free Trial

www.facebook.com/PJHarnessRacing



RISE Digital, Harness Racing Australia nor the provider accepts any responsibility for the completeness or accuracy of any of the information contained herein, and makes no representations about its suitability for any particular purpose. Users should make their own judgements about those matters and/or seek independent advice. You assume all risks associated with use of data provided on this page

Bathurst Race 8 Distance 2260m

Wednesday, 10 December 2025



Gross Time: 2:47.90 MileRate: 1:59.60 LeadTime: 49.70s First Qtr: 30.30s Second Qtr: 31.20s Third Qtr: 29.10s Fourth Qtr: 27.60s

DATA TABLE: 800 / 400 Posi's are position from leader and (how wide the horse was at that position)

No	Horse	Plc	Mar	800 Posi	400 Posi	Time	3rd Qtr	4th Qt
5	KINGS FURY	1	0.0m	0.0m (0)	0.0m (0)	2:47.90	29.10s	27.60s
1	BETTOR BRILLIANCE	2	10.9m	4.0m (0)	4.8m (0)	2:48.69	29.17s	28.02s
8	BETTINGONYA	3	13.4m	2.8m (1)	2.2m (1)	2:48.87	29.08s	28.37s
6	ULTIMATE COOKIE	4	20.9m	16.2m (1)	8.2m (2)	2:49.42	28.56s	28.47s
7	WINDY HILL WHISKEY	5	21.2m	20.8m (1)	12.4m (2)	2:49.44	28.52s	28.20s
10	THE SAMURAI	6	26.9m	12.8m (0)	13.2m (0)	2:49.85	29.15s	28.54s
2	FAKE MINT	7	34.6m	11.8m (1)	13.0m (1)	2:50.41	29.22s	29.08s
4	MAJOR RECKONING	8	38.2m	17.2m (0)	17.2m (0)	2:50.67	29.14s	29.04s
9	REGALITY	9	38.5m	8.2m (0)	9.4m (0)	2:50.70	29.24s	29.60s
3	COOL DUDE JOEY	10	47.6m	7.4m (1)	8.8m (1)	2:51.36	29.27s	30.26s

Finish Position and metres gained

First Arrow shows distance gain/loss from 2nd Qtr to 3rd Qtr, Second Arrow shows distance gain/loss from 3rd Qtr to Finish
Blue arrow indicates best gain in these quarters.



Visual positions in race at 2nd Quarter



Visual positions in race at 3rd Quarter



Powered by



Harness Analyser

Sectional Analysis Software

Not just form | Free Trial

www.facebook.com/PJHarnessRacing



RISE Digital, Harness Racing Australia nor the provider accepts any responsibility for the completeness or accuracy of any of the information contained herein, and makes no representations about its suitability for any particular purpose. Users should make their own judgements about those matters and/or seek independent advice. You assume all risks associated with use of data provided on this page