

Tamworth Race 1 Distance 1609m

Thursday, 11 December 2025

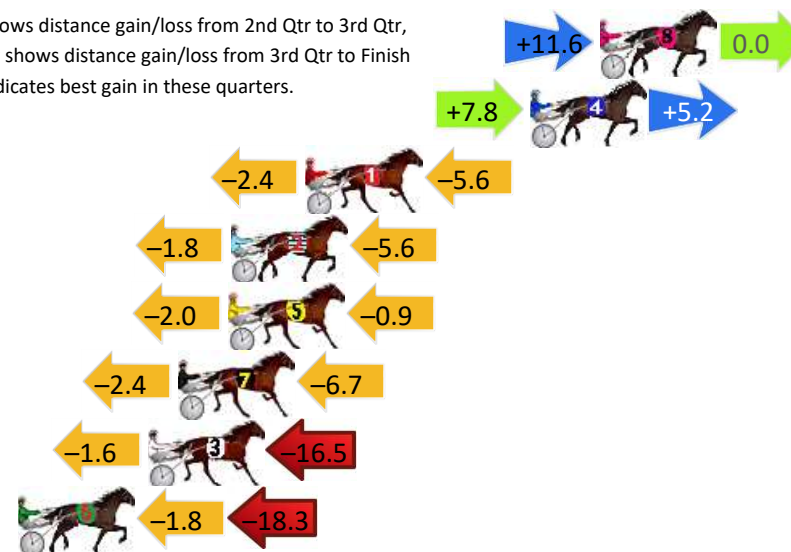
Gross Time: 2:01.10 MileRate: 2:01.10 LeadTime: 0.00s First Qtr: 29.40s Second Qtr: 32.90s Third Qtr: 29.80s Fourth Qtr: 29.10s

DATA TABLE: 800 / 400 Posi's are position from leader and (how wide the horse was at that position)

NoHorse	Plc	Mar	800 Posi	400 Posi	Time	3rd Qtr	4th Qt
8 SCATTERSHOT	1	0.0m	11.6m (1)	0.0m (1)	2:01.10	28.95s	29.10s
4 OUR ULTIMATE MAY	2	2.8m	15.8m (1)	8.0m (2)	2:01.31	29.22s	28.72s
1 TRUTHBETOLD	3	11.8m	3.8m (0)	6.2m (0)	2:02.00	29.98s	29.51s
2 GERRYS JEWEL	4	14.8m	7.4m (1)	9.2m (1)	2:02.23	29.94s	29.51s
5 WHAT AGAIN SHANNON	5	14.9m	12.0m (0)	14.0m (2)	2:02.24	29.95s	29.17s
7 SLICK AND SUAVE	6	16.9m	7.8m (0)	10.2m (0)	2:02.39	29.98s	29.58s
3 STELLA CARLIN	7	18.1m	0.0m (0)	1.6m (0)	2:02.48	29.93s	30.29s
6 SENTIMENTAL VALUE	8	23.3m	3.2m (1)	5.0m (1)	2:02.88	29.95s	30.42s

Finish Position and metres gained

First Arrow shows distance gain/loss from 2nd Qtr to 3rd Qtr,
Second Arrow shows distance gain/loss from 3rd Qtr to Finish
Blue arrow indicates best gain in these quarters.



800

Visual positions in race at 2nd Quarter



400

Visual positions in race at 3rd Quarter



Powered by



Harness Analyser

Sectional Analysis Software

Not just form | Free Trial

www.facebook.com/PJHarnessRacing



RISE Digital, Harness Racing Australia nor the provider accepts any responsibility for the completeness or accuracy of any of the information contained herein, and makes no representations about its suitability for any particular purpose. Users should make their own judgements about those matters and/or seek independent advice. You assume all risks associated with use of data provided on this page

Tamworth Race 2 Distance 1609m

Thursday, 11 December 2025


Gross Time: 1:58.30 MileRate: 1:58.30 LeadTime: 0.00s First Qtr: 29.60s Second Qtr: 30.20s Third Qtr: 28.50s Fourth Qtr: 30.00s

DATA TABLE: 800 / 400 Posi's are position from leader and (how wide the horse was at that position)

No	Horse	Plc	Mar	800 Posi	400 Posi	Time	3rd Qtr	4th Qt
8	OPEN THE GATES	1	0.0m	0.0m (0)	0.0m (0)	1:58.30	28.50s	30.00s
1	JACKYS MARIA	2	10.3m	8.2m (0)	11.2m (0)	1:59.11	28.72s	29.93s
5	DRIVING MISS MOLLY	3	12.5m	16.4m (0)	22.2m (0)	1:59.28	28.94s	29.28s
6	HEAVENLY TURBO	4	14.9m	14.8m (1)	22.2m (2)	1:59.47	29.05s	29.46s
7	ELLIE RIPPIN	5	24.2m	12.0m (0)	15.4m (0)	2:00.20	28.73s	30.66s
2	A LITTLE DILEMMA	6	24.8m	4.4m (0)	5.4m (0)	2:00.25	28.54s	31.45s
4	GIRLSGOTCURLS	7	25.6m	19.6m (1)	26.2m (1)	2:00.31	28.98s	29.96s
9	CORAL CAYS	8	31.2m	10.2m (1)	17.0m (2)	2:00.75	28.97s	31.06s
3	ROCK AROUND	9	39.8m	6.2m (1)	16.2m (1)	2:01.43	29.18s	31.76s

Finish Position and metres gained

First Arrow shows distance gain/loss from 2nd Qtr to 3rd Qtr,
Second Arrow shows distance gain/loss from 3rd Qtr to Finish
Blue arrow indicates best gain in these quarters.



Visual positions in race at 2nd Quarter



Visual positions in race at 3rd Quarter

Tamworth Race 3 Distance 1609m

Thursday, 11 December 2025



Gross Time: 1:56.40 MileRate: 1:56.40 LeadTime: 0.00s First Qtr: 28.60s Second Qtr: 28.70s Third Qtr: 28.80s Fourth Qtr: 30.40s

DATA TABLE: 800 / 400 Posi's are position from leader and (how wide the horse was at that position)


No	Horse	Plc	Mar	800 Posi	400 Posi	Time	3rd Qtr	4th Qt
6	GROSESTAR	1	0.0m	3.2m (1)	5.0m (1)	1:56.40	28.94s	30.02s
4	KARALTA COURAGE	2	0.2m	7.4m (1)	9.0m (1)	1:56.42	28.94s	29.73s
7	COUNTRY MAJOR	3	4.5m	8.6m (0)	13.4m (0)	1:56.76	29.17s	29.73s
2	MONTANA NIGHTS	4	4.7m	0.0m (0)	0.0m (0)	1:56.77	28.79s	30.76s
5	THE IRISH EAGLE	5	5.9m	12.4m (0)	17.8m (0)	1:56.87	29.22s	29.50s
10	ULTIMATE TROUBLE	6	7.1m	29.4m (1)	20.6m (1)	1:56.96	28.18s	29.38s
8	ADRENALINE RUSH	7	10.7m	16.0m (1)	12.6m (2)	1:57.25	28.55s	30.26s
1	SAFE JEWELS	8	12.5m	4.6m (0)	9.2m (0)	1:57.39	29.13s	30.65s
3	TABRA	9	18.0m	11.6m (1)	15.6m (1)	1:57.83	29.09s	30.58s
9	RIPPIN GOOD FEELIN	10	27.9m	22.8m (1)	22.2m (0)	1:58.62	28.74s	30.83s

Finish Position and metres gained

First Arrow shows distance gain/loss from 2nd Qtr to 3rd Qtr,
Second Arrow shows distance gain/loss from 3rd Qtr to Finish
Blue arrow indicates best gain in these quarters.



Visual positions in race at 2nd Quarter



Visual positions in race at 3rd Quarter

Tamworth Race 4 Distance 1609m

Thursday, 11 December 2025


Gross Time: 1:57.50 MileRate: 1:57.50 LeadTime: 0.00s First Qtr: 28.60s Second Qtr: 29.20s Third Qtr: 29.30s Fourth Qtr: 30.40s

DATA TABLE: 800 / 400 Posi's are position from leader and (how wide the horse was at that position)

No	Horse	Plc	Mar	800 Posi	400 Posi	Time	3rd Qtr	4th Qt
3	ARTFUL PRINCE	1	0.0m	3.6m (1)	4.0m (1)	1:57.50	29.34s	30.10s
7	WHENS LUNCH	2	5.1m	4.2m (0)	4.4m (0)	1:57.91	29.31s	30.45s
1	DRAKAINA	3	5.7m	0.0m (0)	0.0m (0)	1:57.95	29.29s	30.83s
2	FEISTY TIGER	4	7.9m	8.2m (0)	8.6m (0)	1:58.13	29.33s	30.35s
6	WATSLUVGOTTADO	5	8.9m	12.4m (0)	12.4m (0)	1:58.21	29.30s	30.14s
8	BELLRIVERGIRL	6	10.0m	7.6m (1)	9.2m (1)	1:58.30	29.42s	30.46s
9	LACHIES GAMBLE	7	10.1m	11.4m (1)	11.0m (2)	1:58.30	29.27s	30.33s
10	WAITPINGA REACTOR	8	14.2m	15.4m (1)	17.2m (1)	1:58.63	29.44s	30.17s
5	TASMANS DELIGHT	9	21.7m	23.2m (0)	25.8m (0)	1:59.23	29.50s	30.09s
4	BARRYS BROTHER	10	27.0m	16.6m (0)	20.6m (0)	1:59.65	29.59s	30.88s


Finish Position and metres gained

First Arrow shows distance gain/loss from 2nd Qtr to 3rd Qtr,
Second Arrow shows distance gain/loss from 3rd Qtr to Finish
Blue arrow indicates best gain in these quarters.



800

Visual positions in race at 2nd Quarter



400

Visual positions in race at 3rd Quarter



Powered by



Harness Analyser

Sectional Analysis Software

Not just form | Free Trial

www.facebook.com/PJHarnessRacing



RISE Digital, Harness Racing Australia nor the provider accepts any responsibility for the completeness or accuracy of any of the information contained herein, and makes no representations about its suitability for any particular purpose. Users should make their own judgements about those matters and/or seek independent advice. You assume all risks associated with use of data provided on this page

Tamworth Race 5 Distance 1609m

Thursday, 11 December 2025


Gross Time: 1:58.20 MileRate: 1:58.20 LeadTime: 0.00s First Qtr: 28.70s Second Qtr: 29.50s Third Qtr: 30.00s Fourth Qtr: 29.90s

DATA TABLE: 800 / 400 Posi's are position from leader and (how wide the horse was at that position)

NoHorse	Plc	Mar	800 Posi	400 Posi	Time	3rd Qtr	4th Qt
5 IM LORD TOMMY	1	0.0m	1.4m (1)	1.8m (1)	1:58.20	30.03s	29.77s
2 HEAVENLY SONG	2	0.5m	5.6m (1)	6.0m (1)	1:58.24	30.03s	29.49s
3 SAINT KARAMARA	3	5.0m	4.6m (0)	4.6m (0)	1:58.59	30.00s	29.93s
9 BRING YOUR BEST	4	5.3m	13.8m (1)	14.4m (1)	1:58.62	30.04s	29.22s
10 TIGERMAC	5	7.6m	17.6m (1)	18.2m (1)	1:58.80	30.04s	29.11s
1 SPORTING ROBYN	6	7.6m	8.6m (0)	8.6m (0)	1:58.80	30.00s	29.83s
8 SPARKLING SUE	7	8.4m	9.8m (1)	10.4m (1)	1:58.86	30.04s	29.75s
7 DOUBLE LINES	8	9.1m	12.6m (0)	12.6m (0)	1:58.91	30.00s	29.64s
4 MY LATIN LADY	9	17.5m	0.0m (0)	0.0m (0)	1:59.57	30.00s	31.20s
6 BRAVE BONDI	10	24.4m	16.6m (0)	16.8m (0)	2:00.11	30.02s	30.46s

Finish Position and metres gained

First Arrow shows distance gain/loss from 2nd Qtr to 3rd Qtr,
Second Arrow shows distance gain/loss from 3rd Qtr to Finish
Blue arrow indicates best gain in these quarters.



Visual positions in race at 2nd Quarter

800



Visual positions in race at 3rd Quarter

400



Powered by



Harness Analyser

Sectional Analysis Software

Not just form | Free Trial

www.facebook.com/PJHarnessRacing



RISE Digital, Harness Racing Australia nor the provider accepts any responsibility for the completeness or accuracy of any of the information contained herein, and makes no representations about its suitability for any particular purpose. Users should make their own judgements about those matters and/or seek independent advice. You assume all risks associated with use of data provided on this page

Tamworth Race 6 Distance 1980m

Thursday, 11 December 2025

Gross Time: 2:26.60

MileRate: 1:59.10

LeadTime: 26.60s

First Qtr: 31.80s

Second Qtr: 29.90s

Third Qtr: 29.00s


Fourth Qtr: 29.30s

DATA TABLE: 800 / 400 Posi's are position from leader and (how wide the horse was at that position)

NoHorse	Plc	Mar	800 Posi	400 Posi	Time	3rd Qtr	4th Qt
1 RIPPIN RUPERT	1	0.0m	0.0m (0)	0.0m (0)	2:26.60	29.00s	29.30s
6 THREEBUSHESOFATS	2	19.4m	15.4m (1)	21.6m (1)	2:28.09	29.45s	29.14s
8 SUPERBON	3	21.0m	7.4m (1)	11.8m (2)	2:28.21	29.32s	29.97s
3 THOMAS ROYAL	4	24.1m	3.0m (1)	11.6m (1)	2:28.45	29.62s	30.21s
5 ROCKET BOY	5	24.2m	11.4m (1)	16.6m (2)	2:28.46	29.37s	29.85s
2 FOUR FEATHERS	6	26.9m	4.0m (0)	7.2m (0)	2:28.67	29.22s	30.73s
7 BETTOR KEEP ROCKING	7	27.4m	8.0m (0)	11.4m (0)	2:28.71	29.24s	30.47s
10 NIGHT TO REMEMBER	8	29.2m	17.4m (0)	20.6m (0)	2:28.84	29.23s	29.93s
9 RAINBOW JET	9	30.6m	12.0m (0)	15.6m (0)	2:28.95	29.26s	30.39s

Finish Position and metres gained

First Arrow shows distance gain/loss from 2nd Qtr to 3rd Qtr,
Second Arrow shows distance gain/loss from 3rd Qtr to Finish
Blue arrow indicates best gain in these quarters



800

Visual positions in race at 2nd Quarter



400

Visual positions in race at 3rd Quarter



Powered by



Harness Analyser

Sectional Analysis Software

Not just form | Free Trial

www.facebook.com/PJHarnessRacing



RISE Digital, Harness Racing Australia nor the provider accepts any responsibility for the completeness or accuracy of any of the information contained herein, and makes no representations about its suitability for any particular purpose. Users should make their own judgements about those matters and/or seek independent advice. You assume all risks associated with use of data provided on this page

Tamworth Race 7 Distance 1980m

Thursday, 11 December 2025

Gross Time: 2:25.90

MileRate: 1:58.60

LeadTime: 25.50s

First Qtr: 29.40s

Second Qtr: 32.10s

Third Qtr: 29.20s

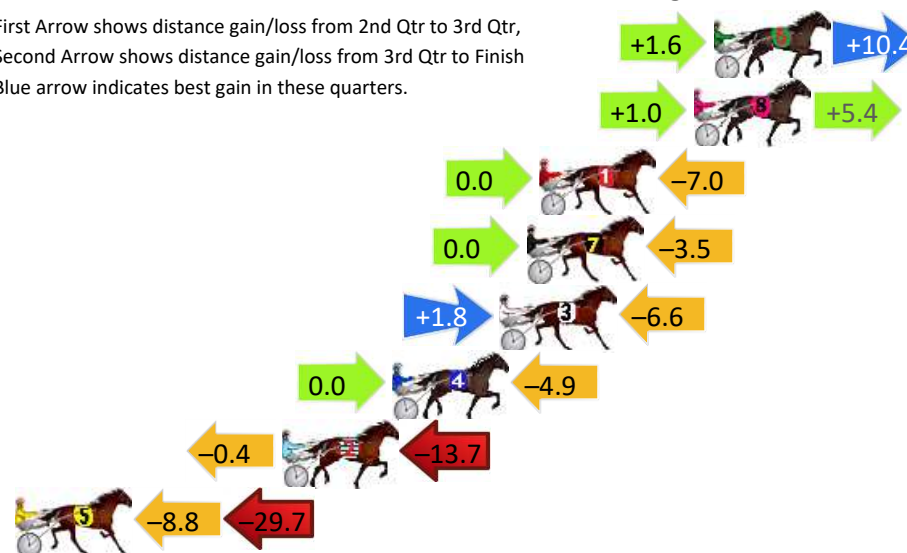
Fourth Qtr: 29.70s

DATA TABLE: 800 / 400 Posi's are position from leader and (how wide the horse was at that position)

No	Horse	Plc	Mar	800 Posi	400 Posi	Time	3rd Qtr	4th Qt
6	FAST TRACKER	1	0.0m	12.0m (0)	10.4m (2)	2:25.90	29.09s	28.93s
8	METALLICA MAN	2	0.8m	7.2m (1)	6.2m (2)	2:25.96	29.13s	29.30s
1	BUSHY BEACH	3	7.0m	0.0m (0)	0.0m (0)	2:26.44	29.20s	30.22s
7	DIDSHEDOIT	4	7.5m	4.0m (0)	4.0m (0)	2:26.48	29.20s	29.96s
3	THREE RIVERS	5	8.6m	3.8m (2)	2.0m (2)	2:26.57	29.06s	30.19s
4	AWHOLELOTOFPRETTY	6	12.9m	8.0m (0)	8.0m (0)	2:26.90	29.20s	30.06s
2	CHEDDAR VALLEY	7	17.3m	3.2m (1)	3.6m (1)	2:27.25	29.22s	30.71s
5	ROUGE BLING	8	49.7m	11.2m (1)	20.0m (0)	2:29.77	29.83s	31.89s

Finish Position and metres gained

First Arrow shows distance gain/loss from 2nd Qtr to 3rd Qtr,
Second Arrow shows distance gain/loss from 3rd Qtr to Finish
Blue arrow indicates best gain in these quarters.



800

Visual positions in race at 2nd Quarter



400

Visual positions in race at 3rd Quarter



Powered by



Harness Analyser

Sectional Analysis Software

Not just form | Free Trial

www.facebook.com/PJHarnessRacing



RISE Digital, Harness Racing Australia nor the provider accepts any responsibility for the completeness or accuracy of any of the information contained herein, and makes no representations about its suitability for any particular purpose. Users should make their own judgements about those matters and/or seek independent advice. You assume all risks associated with use of data provided on this page

Tamworth Race 8 Distance 1980m

Thursday, 11 December 2025

Gross Time: 2:27.40

MileRate: 1:59.80

LeadTime: 26.70s

First Qtr: 29.90s

Second Qtr: 31.30s

Third Qtr: 29.40s

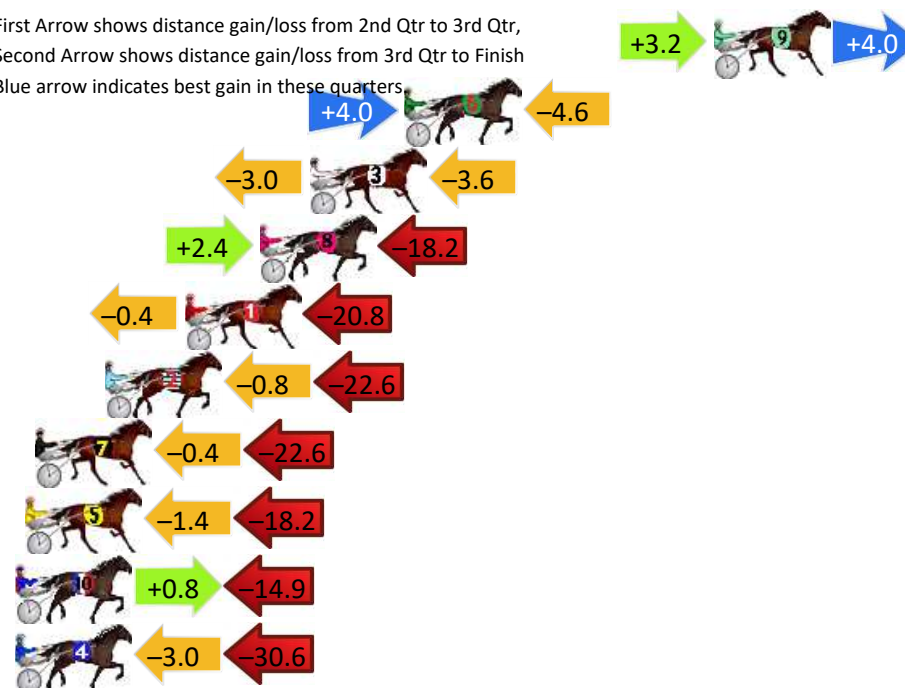
Fourth Qtr: 30.10s

DATA TABLE: 800 / 400 Posi's are position from leader and (how wide the horse was at that position)

No	Horse	Plc	Mar	800 Posi	400 Posi	Time	3rd Qtr	4th Qt
9	OHWHATIWOULDGI VE	1	0.0m	7.2m (2)	4.0m (2)	2:27.40	29.17s	29.80s
6	CHARJO	2	12.4m	11.8m (2)	7.8m (2)	2:28.38	29.10s	30.44s
3	ROCKNROLL CLARRY	3	16.2m	9.6m (1)	12.6m (2)	2:28.68	29.62s	30.37s
8	ANNIE CROCKER	4	18.2m	2.4m (2)	0.0m (2)	2:28.83	29.21s	31.46s
1	ALTIANO	5	21.2m	0.0m (0)	0.4m (0)	2:29.07	29.41s	31.66s
2	VERY NEEDY	6	24.4m	1.0m (1)	1.8m (1)	2:29.32	29.44s	31.79s
7	WHISKEY ROYALE	7	27.2m	4.2m (0)	4.6m (0)	2:29.54	29.41s	31.79s
5	BENJIMAGEE	8	27.6m	8.0m (0)	9.4m (0)	2:29.58	29.49s	31.46s
10	JOE BY THE SEASIDE	9	29.1m	15.0m (0)	14.2m (1)	2:29.69	29.33s	31.21s
4	IM NO GIFT	10	38.6m	5.0m (1)	8.0m (1)	2:30.44	29.60s	32.39s

Finish Position and metres gained

First Arrow shows distance gain/loss from 2nd Qtr to 3rd Qtr,
Second Arrow shows distance gain/loss from 3rd Qtr to Finish
Blue arrow indicates best gain in these quarters



Visual positions in race at 2nd Quarter

8
0
0



Visual positions in race at 3rd Quarter

4
0
0



Powered by



Harness Analyser

Sectional Analysis Software

Not just form | Free Trial

www.facebook.com/PJHarnessRacing



RISE Digital, Harness Racing Australia nor the provider accepts any responsibility for the completeness or accuracy of any of the information contained herein, and makes no representations about its suitability for any particular purpose. Users should make their own judgements about those matters and/or seek independent advice. You assume all risks associated with use of data provided on this page

Tamworth Race 9 Distance 1609m

Thursday, 11 December 2025

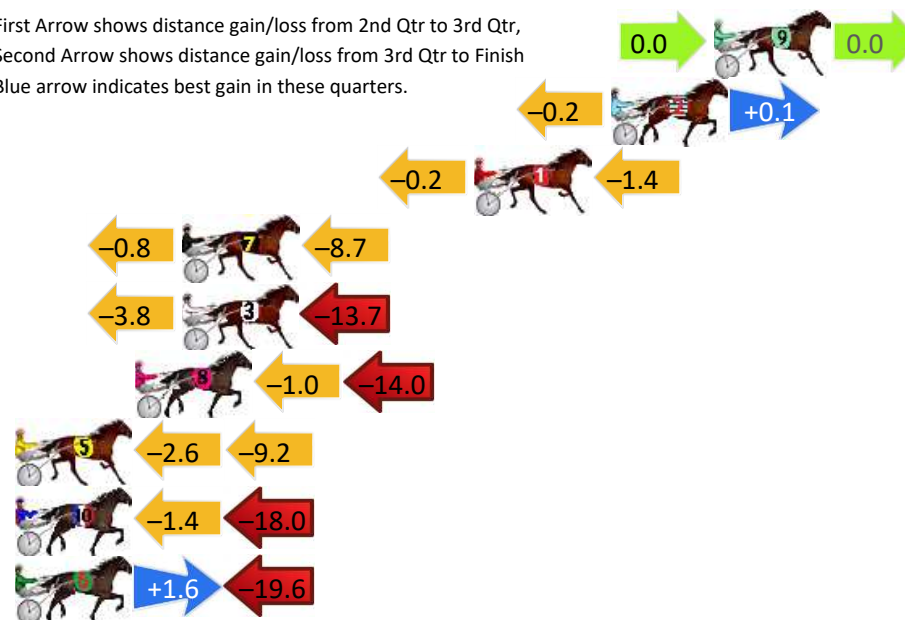
Gross Time: 1:55.90 MileRate: 1:55.90 LeadTime: 0.00s First Qtr: 29.20s Second Qtr: 30.00s Third Qtr: 28.50s Fourth Qtr: 28.20s

DATA TABLE: 800 / 400 Posi's are position from leader and (how wide the horse was at that position)

NoHorse	Plc	Mar	800 Posi	400 Posi	Time	3rd Qtr	4th Qt
9 ARNIES ARMY	1	0.0m	0.0m (0)	0.0m (0)	1:55.90	28.50s	28.20s
2 RACING PAULA	2	4.1m	4.0m (0)	4.2m (0)	1:56.20	28.51s	28.19s
1 MCCRIKEY	3	9.6m	8.0m (0)	8.2m (0)	1:56.61	28.51s	28.30s
7 HE SAID SHE SAID	4	21.3m	11.8m (0)	12.6m (0)	1:57.48	28.56s	28.81s
3 DOUGS RULES	5	21.3m	3.8m (1)	7.6m (1)	1:57.48	28.77s	29.16s
8 CUT GLASS	6	23.2m	8.2m (1)	9.2m (2)	1:57.62	28.58s	29.18s
5 ESCALERA	7	28.6m	16.8m (0)	19.4m (0)	1:58.02	28.69s	28.84s
10 PURE DRAGON	8	32.2m	12.8m (1)	14.2m (1)	1:58.29	28.61s	29.46s
6 PARIS PRINCESS	9	36.2m	18.2m (1)	16.6m (2)	1:58.58	28.39s	29.57s

Finish Position and metres gained

First Arrow shows distance gain/loss from 2nd Qtr to 3rd Qtr,
Second Arrow shows distance gain/loss from 3rd Qtr to Finish
Blue arrow indicates best gain in these quarters.



800

Visual positions in race at 2nd Quarter



400

Visual positions in race at 3rd Quarter

