

# Dubbo Race 1 Distance 1720m

Friday, 12 December 2025



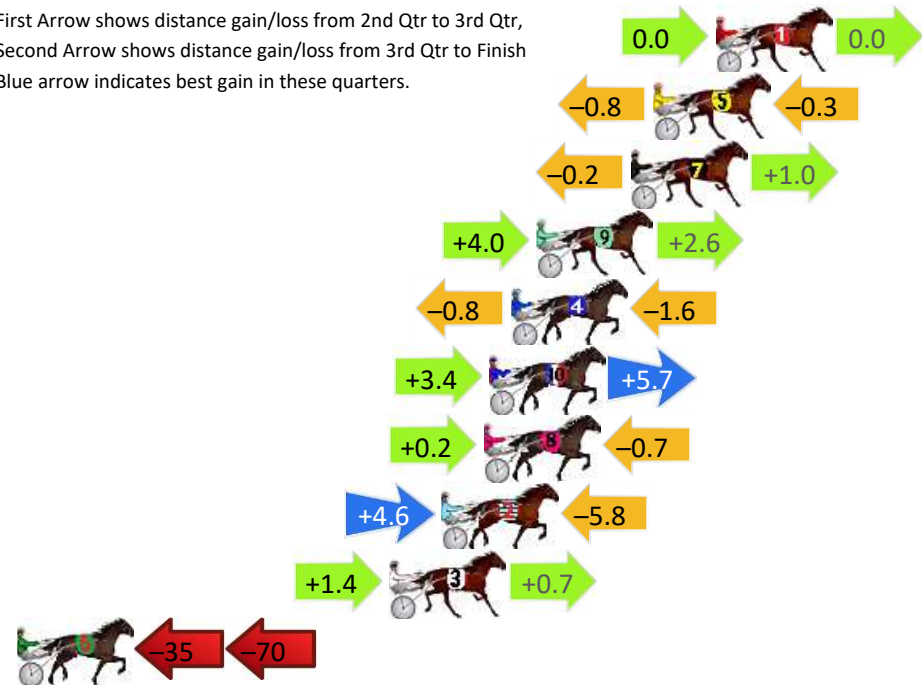
Gross Time: 2:03.10 MileRate: 1:55.20 LeadTime: 7.40s First Qtr: 29.00s Second Qtr: 28.60s Third Qtr: 28.70s Fourth Qtr: 29.40s

DATA TABLE: 800 / 400 Posi's are position from leader and (how wide the horse was at that position)

No	Horse	Plc	Mar	800 Posi	400 Posi	Time	3rd Qtr	4th Qt
1	LAURIE DEE	1	0.0m	0.0m (0)	0.0m (0)	2:03.10	28.70s	29.40s
5	BORROWED TIME	2	2.5m	1.4m (1)	2.2m (1)	2:03.29	28.76s	29.42s
7	BURRABADINE BULLET	3	3.4m	4.2m (0)	4.4m (0)	2:03.36	28.72s	29.33s
9	THE ROGUE I AM	4	7.2m	13.8m (1)	9.8m (2)	2:03.66	28.41s	29.21s
4	LARRIKIN LENNY	5	8.2m	5.8m (1)	6.6m (1)	2:03.73	28.76s	29.52s
10	A LIL BIT OF LOVE	6	9.1m	18.2m (1)	14.8m (2)	2:03.80	28.46s	28.98s
8	WESTERN BILL	7	9.3m	8.8m (0)	8.6m (0)	2:03.82	28.68s	29.45s
2	CARBAGANOOSH	8	11.0m	9.8m (1)	5.2m (2)	2:03.95	28.36s	29.82s
3	RIO DE JANEIRO BLUE	9	13.1m	15.2m (0)	13.8m (1)	2:04.11	28.60s	29.35s
6	SCRUFFY	10	179.4m	75.0m (0)	110.0m (0)	2:16.93	31.17s	34.47s

## Finish Position and metres gained

First Arrow shows distance gain/loss from 2nd Qtr to 3rd Qtr,  
Second Arrow shows distance gain/loss from 3rd Qtr to Finish  
Blue arrow indicates best gain in these quarters.



# Dubbo Race 2 Distance 1720m

Friday, 12 December 2025


Gross Time: 2:05.80 MileRate: 1:57.70 LeadTime: 7.60s First Qtr: 29.20s Second Qtr: 29.90s Third Qtr: 29.90s Fourth Qtr: 29.20s

DATA TABLE: 800 / 400 Posi's are position from leader and (how wide the horse was at that position)

NoHorse	Plc	Mar	800 Posi	400 Posi	Time	3rd Qtr	4th Qt
3 FESTINALENTE	1	0.0m	4.0m (1)	4.2m (1)	2:05.80	29.91s	28.90s
8 SCRUFFY MOTO	2	4.3m	0.0m (1)	0.0m (1)	2:06.13	29.90s	29.51s
5 STUDLEIGH STARLITE	3	11.5m	9.0m (1)	8.4m (1)	2:06.68	29.86s	29.43s
11 YA RACIN ARLO	4	12.1m	18.4m (2)	10.4m (2)	2:06.73	29.31s	29.32s
10 YESNOLETS GO	5	15.3m	13.4m (2)	6.0m (2)	2:06.97	29.36s	29.88s
4 GLENN FORD	6	16.6m	0.4m (0)	3.8m (0)	2:07.07	30.16s	30.13s
2 HOLME BOY	7	19.7m	4.8m (0)	8.0m (0)	2:07.31	30.15s	30.05s
1 REASON TO LAUGH	8	20.4m	9.0m (0)	12.2m (0)	2:07.36	30.14s	29.80s
6 JOHNNYS BLUE	9	23.0m	12.8m (0)	15.8m (0)	2:07.56	30.13s	29.72s
7 ADERFAKI	10	35.4m	12.8m (1)	15.4m (1)	2:08.51	30.11s	30.65s


## Finish Position and metres gained

First Arrow shows distance gain/loss from 2nd Qtr to 3rd Qtr,  
Second Arrow shows distance gain/loss from 3rd Qtr to Finish  
Blue arrow indicates best gain in these quarters.



800

Visual positions in race at 2nd Quarter



400

Visual positions in race at 3rd Quarter



Powered by



Harness Analyser

Sectional Analysis Software

Not just form | Free Trial

[www.facebook.com/PJHarnessRacing](http://www.facebook.com/PJHarnessRacing)



RISE Digital, Harness Racing Australia nor the provider accepts any responsibility for the completeness or accuracy of any of the information contained herein, and makes no representations about its suitability for any particular purpose. Users should make their own judgements about those matters and/or seek independent advice. You assume all risks associated with use of data provided on this page

# Dubbo Race 3 Distance 2120m

Friday, 12 December 2025

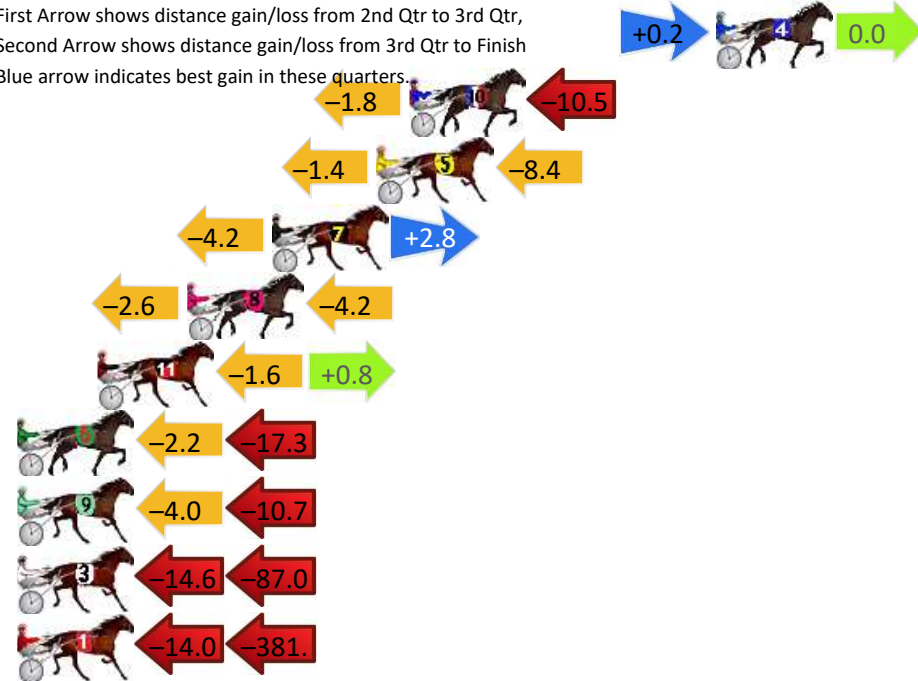
Gross Time: 2:35.90 MileRate: 1:58.30 LeadTime: 38.20s First Qtr: 31.60s Second Qtr: 28.90s Third Qtr: 29.00s Fourth Qtr: 28.20s

DATA TABLE: 800 / 400 Posi's are position from leader and (how wide the horse was at that position)

NoHorse	Plc	Mar	800 Posi	400 Posi	Time	3rd Qtr	4th Qt
4 GLENEAGLE RULER	1	0.0m	0.2m (0)	0.0m (0)	2:35.90	28.99s	28.20s
10 ULTIMATE DIVA	2	12.3m	0.0m (1)	1.8m (1)	2:36.81	29.14s	28.94s
5 BLISSES BEST	3	13.6m	3.8m (1)	5.2m (0)	2:36.91	29.11s	28.79s
7 OUR DANCE MONKEY	4	17.8m	16.4m (0)	20.6m (2)	2:37.22	29.30s	28.00s
8 CAPTAIN BART	5	21.2m	14.4m (1)	17.0m (1)	2:37.47	29.19s	28.49s
11 MAMMALS GIRL	6	24.8m	24.0m (1)	25.6m (1)	2:37.74	29.11s	28.14s
6 KARLOO TOP DRAW	7	29.1m	9.6m (1)	11.8m (0)	2:38.06	29.17s	29.41s
9 MARYVILLE ALFIE	8	34.3m	19.6m (1)	23.6m (3)	2:38.44	29.30s	28.95s
3 KARLOO DIDDY	9	108.6m	7.0m (0)	21.6m (0)	2:43.95	30.12s	34.30s
1 SERGEANT STRINGER	10	407.0m	11.6m (0)	25.6m (0)	3:06.06	30.37s	54.94s


## Finish Position and metres gained

First Arrow shows distance gain/loss from 2nd Qtr to 3rd Qtr,  
Second Arrow shows distance gain/loss from 3rd Qtr to Finish  
Blue arrow indicates best gain in these quarters.



800

Visual positions in race at 2nd Quarter



400

Visual positions in race at 3rd Quarter



Powered by



Harness Analyser

Sectional Analysis Software

Not just form | Free Trial

[www.facebook.com/PJHarnessRacing](http://www.facebook.com/PJHarnessRacing)



RISE Digital, Harness Racing Australia nor the provider accepts any responsibility for the completeness or accuracy of any of the information contained herein, and makes no representations about its suitability for any particular purpose. Users should make their own judgements about those matters and/or seek independent advice. You assume all risks associated with use of data provided on this page

# Dubbo Race 4 Distance 2525m

Friday, 12 December 2025


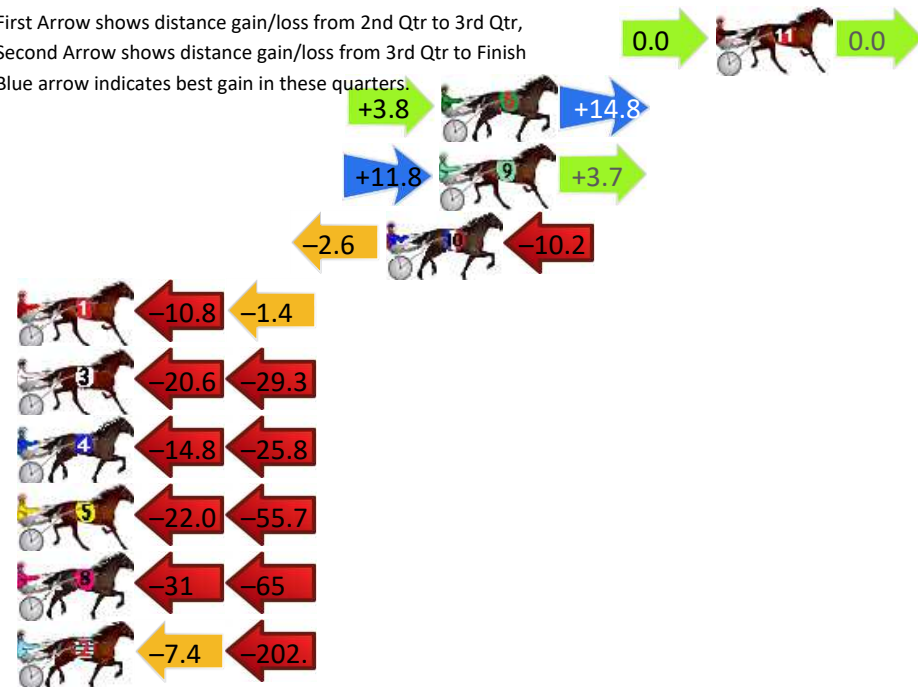
Gross Time: 3:04.80 MileRate: 1:57.80 LeadTime: 65.70s First Qtr: 29.70s Second Qtr: 28.20s Third Qtr: 30.10s Fourth Qtr: 31.10s

DATA TABLE: 800 / 400 Posi's are position from leader and (how wide the horse was at that position)

No	Horse	Plc	Mar	800 Posi	400 Posi	Time	3rd Qtr	4th Qt
11	FASHION ICON	1	0.0m	0.0m (1)	0.0m (1)	3:04.80	30.10s	31.10s
6	VINCENTIUS MAXIMUS	2	11.0m	29.6m (0)	25.8m (1)	3:05.69	29.83s	29.96s
9	SAINT VERAN	3	11.1m	26.6m (2)	14.8m (0)	3:05.70	29.21s	30.81s
10	OUR GEORGE BOSTON	4	13.2m	0.4m (0)	3.0m (0)	3:05.87	30.29s	31.89s
1	REASON TO PARTY	5	33.4m	21.2m (0)	32.0m (1)	3:07.52	30.92s	31.21s
3	BARLOR HEAVEN	6	72.7m	22.8m (1)	43.4m (1)	3:10.71	31.63s	33.37s
4	KICKATINALONGPONY	7	73.8m	33.2m (1)	48.0m (0)	3:10.80	31.19s	33.09s
5	OUR UNCLE JIM	8	93.1m	15.4m (0)	37.4m (0)	3:12.37	31.70s	35.41s
8	OUR SUNSET DELIGHT	9	113.6m	18.2m (1)	49.0m (1)	3:14.04	32.36s	36.09s
2	TERRYRAMA	10	246.7m	36.4m (0)	43.8m (0)	3:24.86	30.41s	46.79s

## Finish Position and metres gained

First Arrow shows distance gain/loss from 2nd Qtr to 3rd Qtr,  
Second Arrow shows distance gain/loss from 3rd Qtr to Finish  
Blue arrow indicates best gain in these quarters.



Powered by  
**PJ** Harness Analyser

Sectional Analysis Software  
Not just form | Free Trial

[www.facebook.com/PJHarnessRacing](http://www.facebook.com/PJHarnessRacing)



RISE Digital, Harness Racing Australia nor the provider accepts any responsibility for the completeness or accuracy of any of the information contained herein, and makes no representations about its suitability for any particular purpose. Users should make their own judgements about those matters and/or seek independent advice. You assume all risks associated with use of data provided on this page

# Dubbo Race 5 Distance 2120m

Friday, 12 December 2025

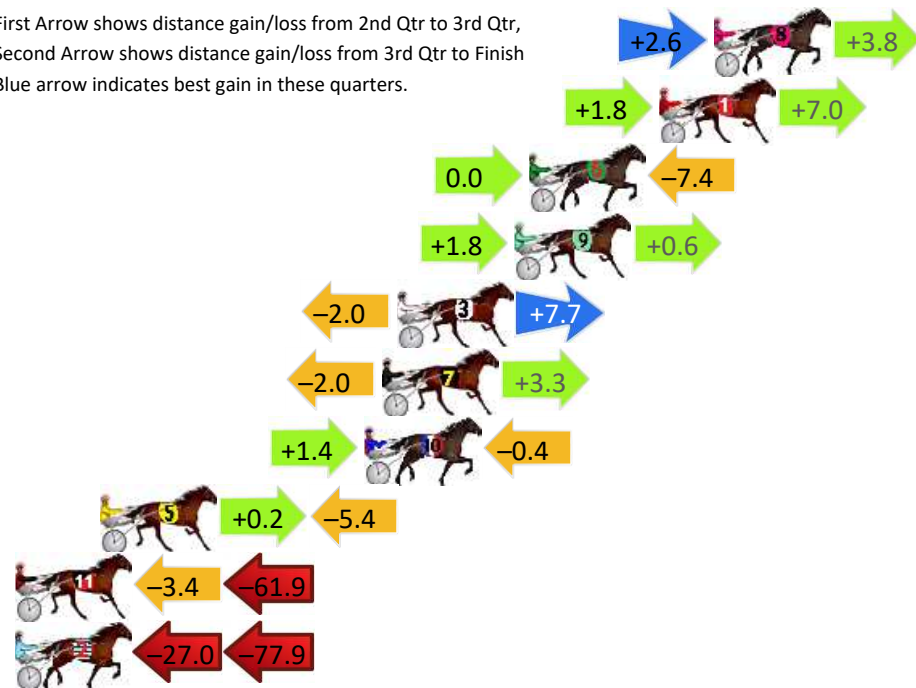
Gross Time: 2:32.70 MileRate: 1:55.90 LeadTime: 35.30s First Qtr: 29.10s Second Qtr: 28.80s Third Qtr: 29.90s Fourth Qtr: 29.60s

DATA TABLE: 800 / 400 Posi's are position from leader and (how wide the horse was at that position)

NoHorse	Plc	Mar	800 Posi	400 Posi	Time	3rd Qtr	4th Qt
8 VIN NUMBER	1	0.0m	6.4m (1)	3.8m (2)	2:32.70	29.71s	29.32s
1 SHE THE DEVIL	2	2.2m	11.0m (0)	9.2m (0)	2:32.87	29.76s	29.08s
6 SHEZ SWEET LOUISE	3	7.4m	0.0m (0)	0.0m (0)	2:33.27	29.90s	30.14s
9 WORKS FOR ME	4	8.0m	10.4m (1)	8.6m (2)	2:33.32	29.77s	29.56s
3 CHARLIES ACE	5	12.7m	18.4m (0)	20.4m (0)	2:33.69	30.05s	29.03s
7 SOMETHING FOR LEXY	6	13.3m	14.6m (0)	16.6m (1)	2:33.73	30.05s	29.36s
10 STUDLEIGH MELISE	7	14.0m	15.0m (1)	13.6m (2)	2:33.79	29.80s	29.63s
5 RIKIBREAL	8	24.6m	19.4m (1)	19.2m (2)	2:34.61	29.89s	30.00s
11 ALFNALMA	9	67.3m	2.0m (1)	5.4m (1)	2:37.92	30.17s	34.15s
2 LIMOUSINE CHEEKY	10	112.3m	7.4m (0)	34.4m (0)	2:41.41	31.93s	35.33s

## Finish Position and metres gained

First Arrow shows distance gain/loss from 2nd Qtr to 3rd Qtr, Second Arrow shows distance gain/loss from 3rd Qtr to Finish  
Blue arrow indicates best gain in these quarters.



800

Visual positions in race at 2nd Quarter



400

Visual positions in race at 3rd Quarter



Powered by



Harness Analyser

Sectional Analysis Software

Not just form | Free Trial

[www.facebook.com/PJHarnessRacing](http://www.facebook.com/PJHarnessRacing)



RISE Digital, Harness Racing Australia nor the provider accepts any responsibility for the completeness or accuracy of any of the information contained herein, and makes no representations about its suitability for any particular purpose. Users should make their own judgements about those matters and/or seek independent advice. You assume all risks associated with use of data provided on this page

# Dubbo Race 6 Distance 1720m

Friday, 12 December 2025

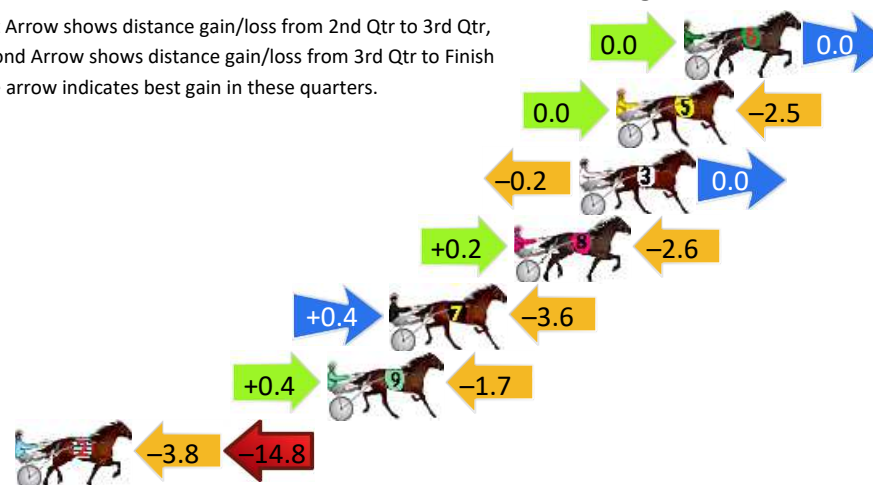
Gross Time: 2:06.90 MileRate: 1:58.70 LeadTime: 7.40s First Qtr: 30.70s Second Qtr: 31.90s Third Qtr: 29.30s Fourth Qtr: 27.60s

DATA TABLE: 800 / 400 Posi's are position from leader and (how wide the horse was at that position)

NoHorse	Plc	Mar	800 Posi	400 Posi	Time	3rd Qtr	4th Qt
6 EL FRANCO DE	1	0.0m	0.0m (0)	0.0m (0)	2:06.90	29.30s	27.60s
5 HALL CASH	2	2.7m	0.2m (1)	0.2m (1)	2:07.10	29.31s	27.77s
3 THE HUSTLER	3	4.2m	4.0m (0)	4.2m (0)	2:07.20	29.31s	27.60s
8 SHEZ A PUNTER	4	6.8m	4.4m (1)	4.2m (1)	2:07.39	29.29s	27.78s
7 MY ULTIMATE LUCIUS	5	11.8m	8.6m (1)	8.2m (1)	2:07.76	29.28s	27.85s
9 STAY STYLISH	6	14.3m	13.0m (1)	12.6m (1)	2:07.94	29.28s	27.72s
2 RUNPOPRUN	7	26.8m	8.2m (0)	12.0m (0)	2:08.85	29.60s	28.62s

## Finish Position and metres gained

First Arrow shows distance gain/loss from 2nd Qtr to 3rd Qtr,  
Second Arrow shows distance gain/loss from 3rd Qtr to Finish  
Blue arrow indicates best gain in these quarters.



800

Visual positions in race at 2nd Quarter



400

Visual positions in race at 3rd Quarter



Powered by



Harness Analyser

Sectional Analysis Software

Not just form | Free Trial

[www.facebook.com/PJHarnessRacing](http://www.facebook.com/PJHarnessRacing)



RISE Digital, Harness Racing Australia nor the provider accepts any responsibility for the completeness or accuracy of any of the information contained herein, and makes no representations about its suitability for any particular purpose. Users should make their own judgements about those matters and/or seek independent advice. You assume all risks associated with use of data provided on this page

# Dubbo Race 7 Distance 1720m

Friday, 12 December 2025



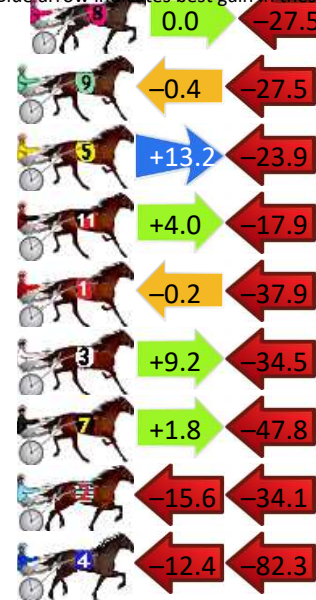
Gross Time: 2:06.60 MileRate: 1:58.50 LeadTime: 7.40s First Qtr: 30.10s Second Qtr: 31.50s Third Qtr: 29.90s Fourth Qtr: 27.70s

DATA TABLE: 800 / 400 Posi's are position from leader and (how wide the horse was at that position)

No	Horse	Plc	Mar	800 Posi	400 Posi	Time	3rd Qtr	4th Qt
10	FRIZZA	1	0.0m	6.6m (1)	3.6m (2)	2:06.60	29.68s	27.45s
8	STRANGER EFFECT	2	27.5m	0.0m (1)	0.0m (1)	2:08.60	29.98s	29.59s
9	YARRAMAN TILLY	3	31.9m	4.0m (0)	4.4m (1)	2:08.92	30.00s	29.59s
5	WINDFIELD BLUE	4	32.7m	22.0m (1)	8.8m (1)	2:08.98	29.02s	29.35s
11	MARINE CREATURE	5	30.5m	16.6m (0)	12.6m (0)	2:08.82	29.66s	28.93s
1	STORMY MAL	6	38.1m	0.0m (0)	0.2m (0)	2:09.38	30.02s	30.31s
3	KIRPHILBRI	7	53.1m	27.8m (0)	18.6m (1)	2:10.47	29.34s	30.08s
7	TROUBLE IN ME	8	56.0m	10.0m (0)	8.2m (0)	2:10.68	29.90s	30.99s
2	JACQUELINES GIRL	9	84.1m	34.4m (0)	50.0m (0)	2:12.73	31.11s	30.05s
4	THE NEEDY QUEEN	10	120.3m	25.6m (2)	38.0m (1)	2:15.37	31.01s	33.37s

## Finish Position and metres gained

First Arrow shows distance gain/loss from 2nd Qtr to 3rd Qtr, Second Arrow shows distance gain/loss from 3rd Qtr to Finish. Blue arrow indicates best gain in these quarters.



# Dubbo Race 8 Distance 1720m

Friday, 12 December 2025


Gross Time: 2:07.00 MileRate: 1:58.80 LeadTime: 7.60s First Qtr: 29.30s Second Qtr: 31.30s Third Qtr: 29.80s Fourth Qtr: 29.00s

DATA TABLE: 800 / 400 Posi's are position from leader and (how wide the horse was at that position)

NoHorse	Plc	Mar	800 Posi	400 Posi	Time	3rd Qtr	4th Qt
6 MOVES LIKE MIKI	1	0.0m	7.6m (2)	2.4m (1)	2:07.00	29.42s	28.83s
5 MERRYWOOD ROSIE	2	5.3m	18.2m (1)	15.8m (2)	2:07.40	29.61s	28.24s
4 MCSIREN	3	6.5m	4.4m (0)	4.0m (0)	2:07.49	29.77s	29.18s
7 SWEET BELLA ROSA	4	6.5m	12.6m (0)	9.4m (1)	2:07.49	29.56s	28.79s
9 WARRAWEE JACK	5	8.8m	16.4m (0)	14.0m (1)	2:07.67	29.62s	28.63s
2 TULHURST BARRACUDA	6	12.0m	0.0m (0)	0.0m (0)	2:07.91	29.81s	29.87s
11 SOHO BETTY DEE	7	12.9m	13.4m (1)	18.0m (1)	2:07.98	30.13s	28.63s
3 GLOOMY MIST	8	15.6m	4.6m (1)	5.8m (2)	2:08.19	29.90s	29.71s
1 MONSTER MINT	9	16.8m	8.6m (0)	8.4m (0)	2:08.28	29.79s	29.61s
8 STUCKINAFENCE	10	18.5m	8.8m (1)	11.4m (2)	2:08.41	30.00s	29.51s

## Finish Position and metres gained

First Arrow shows distance gain/loss from 2nd Qtr to 3rd Qtr, Second Arrow shows distance gain/loss from 3rd Qtr to Finish  
Blue arrow indicates best gain in these quarters.



Visual positions in race at 2nd Quarter



Visual positions in race at 3rd Quarter



Powered by  
**PJ** Harness Analyser

Sectional Analysis Software  
Not just form | Free Trial

[www.facebook.com/PJHarnessRacing](http://www.facebook.com/PJHarnessRacing)



RISE Digital, Harness Racing Australia nor the provider accepts any responsibility for the completeness or accuracy of any of the information contained herein, and makes no representations about its suitability for any particular purpose. Users should make their own judgements about those matters and/or seek independent advice. You assume all risks associated with use of data provided on this page

# Dubbo Race 9 Distance 1720m

Friday, 12 December 2025


Gross Time: 2:07.10 MileRate: 1:58.90 LeadTime: 7.80s First Qtr: 30.20s Second Qtr: 30.60s Third Qtr: 29.30s Fourth Qtr: 29.20s

DATA TABLE: 800 / 400 Posi's are position from leader and (how wide the horse was at that position)

NoHorse	Plc	Mar	800 Posi	400 Posi	Time	3rd Qtr	4th Qt
5 REVEILLE JET	1	0.0m	0.4m (1)	0.0m (1)	2:07.10	29.27s	29.20s
4 ROCKIN SWEET	2	2.1m	4.6m (1)	4.0m (1)	2:07.26	29.26s	29.06s
9 TULHURST ELVIS	3	7.8m	8.8m (1)	8.4m (1)	2:07.70	29.27s	29.16s
7 MOHAWK PARK	4	9.1m	5.0m (0)	5.2m (0)	2:07.80	29.32s	29.48s
6 KRISTA BELLITA	5	14.4m	17.4m (1)	15.4m (1)	2:08.20	29.15s	29.13s
3 MISS BLUE STORK	6	27.6m	13.4m (0)	18.6m (0)	2:09.21	29.68s	29.85s
10 INVERLOCH DREAMING	7	27.7m	9.4m (0)	11.8m (0)	2:09.22	29.48s	30.35s
2 SHES NO HONEY	8	29.5m	0.0m (0)	1.0m (0)	2:09.36	29.38s	31.27s
11 MILLIONDOLLAR KISS	9	46.4m	22.2m (1)	28.0m (0)	2:10.65	29.72s	30.54s
8 ONE MORE ALTA	10	71.1m	13.2m (1)	23.8m (1)	2:12.55	30.08s	32.63s

## Finish Position and metres gained

First Arrow shows distance gain/loss from 2nd Qtr to 3rd Qtr,  
Second Arrow shows distance gain/loss from 3rd Qtr to Finish  
Blue arrow indicates best gain in these quarters.



800

Visual positions in race at 2nd Quarter



400

Visual positions in race at 3rd Quarter



Powered by



Harness Analyser

Sectional Analysis Software

Not just form | Free Trial

[www.facebook.com/PJHarnessRacing](http://www.facebook.com/PJHarnessRacing)



RISE Digital, Harness Racing Australia nor the provider accepts any responsibility for the completeness or accuracy of any of the information contained herein, and makes no representations about its suitability for any particular purpose. Users should make their own judgements about those matters and/or seek independent advice. You assume all risks associated with use of data provided on this page