

Wagga Riverina Race 1 Distance 1740m

Friday, 12 December 2025

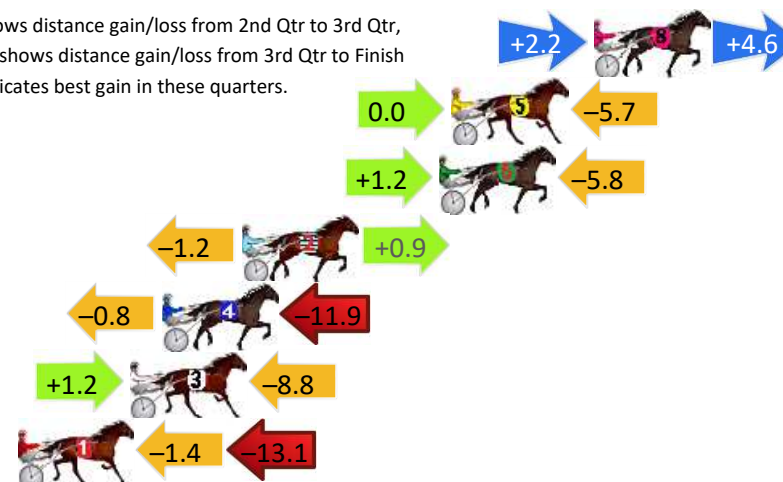
Gross Time: 2:06.50 MileRate: 1:57.00 LeadTime: 8.50s First Qtr: 31.10s Second Qtr: 32.20s Third Qtr: 28.60s Fourth Qtr: 26.10s

DATA TABLE: 800 / 400 Posi's are position from leader and (how wide the horse was at that position)


NoHorse	Plc	Mar	800 Posi	400 Posi	Time	3rd Qtr	4th Qt
8 NEPTUNITE	1	0.0m	6.8m (1)	4.6m (1)	2:06.50	28.44s	25.80s
5 FLOPPA	2	5.7m	0.0m (0)	0.0m (0)	2:06.89	28.62s	26.47s
6 EMERGING DEAL	3	6.2m	1.6m (1)	0.4m (1)	2:06.93	28.54s	26.48s
2 BETS ON HEAVEN	4	14.1m	13.8m (0)	15.0m (1)	2:07.47	28.68s	26.04s
4 AWICKED WOMAN	5	17.3m	4.6m (0)	5.4m (0)	2:07.69	28.69s	26.87s
3 DIVA BON VIVA	6	18.6m	11.0m (1)	9.8m (1)	2:07.78	28.55s	26.67s
1 BIG FROST	7	23.1m	8.6m (0)	10.0m (0)	2:08.09	28.74s	26.95s

Finish Position and metres gained

First Arrow shows distance gain/loss from 2nd Qtr to 3rd Qtr,
Second Arrow shows distance gain/loss from 3rd Qtr to Finish
Blue arrow indicates best gain in these quarters.



Visual positions in race at 2nd Quarter



Visual positions in race at 3rd Quarter

Wagga Riverina Race 2 Distance 2270m

Friday, 12 December 2025


Gross Time: 2:47.10 MileRate: 1:58.50 LeadTime: 48.10s First Qtr: 31.70s Second Qtr: 30.80s Third Qtr: 29.20s Fourth Qtr: 27.30s

DATA TABLE: 800 / 400 Posi's are position from leader and (how wide the horse was at that position)

No	Horse	Plc	Mar	800 Posi	400 Posi	Time	3rd Qtr	4th Qt
5	BETTOR JAX	1	0.0m	0.0m (0)	0.0m (0)	2:47.10	29.20s	27.30s
6	RENROW BOY	2	1.7m	7.2m (1)	6.4m (1)	2:47.22	29.13s	26.98s
1	DANIBOY	3	2.3m	3.8m (0)	4.4m (0)	2:47.27	29.24s	27.16s
2	KYLEIGH	4	4.1m	11.8m (0)	13.6m (0)	2:47.39	29.30s	26.66s
3	ATOMIC BLACK	5	4.3m	3.2m (1)	1.6m (1)	2:47.41	29.09s	27.48s
9	ONTHADARKSIDE	6	10.7m	7.8m (0)	8.8m (0)	2:47.87	29.27s	27.43s
7	LEWENDON	7	15.7m	19.6m (1)	21.8m (1)	2:48.23	29.34s	26.89s
4	ILLUSTRATION	8	16.0m	11.0m (1)	11.4m (1)	2:48.25	29.24s	27.61s
10	NOTTADOUBT	9	28.3m	16.4m (0)	17.0m (1)	2:49.13	29.27s	28.07s
8	RUSTY MUDSHARK	10	30.4m	15.6m (1)	23.4m (2)	2:49.28	29.76s	27.78s

Finish Position and metres gained

First Arrow shows distance gain/loss from 2nd Qtr to 3rd Qtr, Second Arrow shows distance gain/loss from 3rd Qtr to Finish
Blue arrow indicates best gain in these quarters.



Visual positions in race at 2nd Quarter



Visual positions in race at 3rd Quarter

Wagga Riverina Race 3 Distance 2270m

Friday, 12 December 2025


Gross Time: 2:46.10 MileRate: 1:57.70 LeadTime: 47.50s First Qtr: 30.30s Second Qtr: 30.00s Third Qtr: 30.10s Fourth Qtr: 28.20s

DATA TABLE: 800 / 400 Posi's are position from leader and (how wide the horse was at that position)

NoHorse	Plc	Mar	800 Posi	400 Posi	Time	3rd Qtr	4th Qt
3 FE FE ON FIRE	1	0.0m	0.0m (0)	0.0m (0)	2:46.10	30.10s	28.20s
7 EYEDIDNTLOSEIT	2	4.0m	16.4m (1)	15.0m (2)	2:46.40	29.97s	27.43s
1 BURTON	3	4.2m	4.2m (0)	4.0m (0)	2:46.41	30.09s	28.21s
8 THE BANKER	4	4.8m	16.0m (0)	16.0m (0)	2:46.46	30.07s	27.41s
9 ESTHER RISING	5	5.8m	8.2m (0)	8.0m (0)	2:46.53	30.08s	28.05s
4 IM HARVEY SPECTER	6	9.3m	12.2m (0)	12.0m (0)	2:46.79	30.08s	28.01s
2 IM BELIEBER	7	14.1m	7.8m (1)	7.0m (2)	2:47.14	30.06s	28.70s
10 HES A TERROR	8	22.8m	5.0m (2)	20.4m (0)	2:47.79	31.22s	28.37s
5 SECURITY CHECK	9	24.6m	12.2m (1)	11.0m (2)	2:47.92	30.05s	29.15s
6 GLENTHORNE	10	42.1m	3.2m (1)	3.4m (1)	2:49.22	30.21s	30.91s

Finish Position and metres gained

First Arrow shows distance gain/loss from 2nd Qtr to 3rd Qtr,
Second Arrow shows distance gain/loss from 3rd Qtr to Finish
Blue arrow indicates best gain in these quarters.



800

Visual positions in race at 2nd Quarter



400

Visual positions in race at 3rd Quarter



Powered by



Harness Analyser

Sectional Analysis Software

Not just form | Free Trial

www.facebook.com/PJHarnessRacing



RISE Digital, Harness Racing Australia nor the provider accepts any responsibility for the completeness or accuracy of any of the information contained herein, and makes no representations about its suitability for any particular purpose. Users should make their own judgements about those matters and/or seek independent advice. You assume all risks associated with use of data provided on this page

Wagga Riverina Race 4 Distance 1740m

Friday, 12 December 2025



Gross Time: 2:04.70 MileRate: 1:55.30 LeadTime: 8.50s First Qtr: 27.60s Second Qtr: 31.50s Third Qtr: 28.50s Fourth Qtr: 28.60s

DATA TABLE: 800 / 400 Posi's are position from leader and (how wide the horse was at that position)

NoHorse	Plc	Mar	800 Posi	400 Posi	Time	3rd Qtr	4th Qt
2 JILLIBY RYDER	1	0.0m	0.0m (0)	0.4m (0)	2:04.70	28.53s	28.57s
8 YARRAMAN JOLT	2	1.9m	14.0m (2)	2.6m (2)	2:04.84	27.69s	28.55s
9 SHEER VITALITY	3	8.8m	2.4m (3)	0.0m (1)	2:05.36	28.33s	29.23s
10 PUKUNUI BEACH	4	10.1m	20.0m (2)	7.2m (2)	2:05.46	27.59s	28.81s
6 MAGGIE MOTH	5	11.1m	8.8m (1)	9.4m (1)	2:05.53	28.54s	28.72s
7 ELIZAJANE	6	12.0m	3.4m (1)	4.6m (0)	2:05.60	28.58s	29.13s
3 HAPPY TOO YA	7	13.0m	4.6m (2)	4.8m (1)	2:05.68	28.51s	29.18s
4 BUBBLES ON THE BEACH	8	25.5m	14.4m (1)	12.2m (2)	2:06.62	28.34s	29.55s
1 BAYRIDGE TOMMY	9	35.7m	7.2m (0)	9.8m (0)	2:07.38	28.68s	30.44s
5 FRENCH STREET	10	41.4m	12.8m (0)	13.8m (1)	2:07.81	28.57s	30.56s

Finish Position and metres gained

First Arrow shows distance gain/loss from 2nd Qtr to 3rd Qtr,
Second Arrow shows distance gain/loss from 3rd Qtr to Finish
Blue arrow indicates best gain in these quarters.



Visual positions in race at 2nd Quarter

800



Visual positions in race at 3rd Quarter

400



Powered by



Harness Analyser

Sectional Analysis Software

Not just form | Free Trial

www.facebook.com/PJHarnessRacing



RISE Digital, Harness Racing Australia nor the provider accepts any responsibility for the completeness or accuracy of any of the information contained herein, and makes no representations about its suitability for any particular purpose. Users should make their own judgements about those matters and/or seek independent advice. You assume all risks associated with use of data provided on this page

Wagga Riverina Race 5 Distance 2270m

Friday, 12 December 2025

Gross Time: 2:46.40 MileRate: 1:58.00 LeadTime: 49.70s First Qtr: 31.20s Second Qtr: 29.80s Third Qtr: 27.90s Fourth Qtr: 27.80s

DATA TABLE: 800 / 400 Posi's are position from leader and (how wide the horse was at that position)

No	Horse	Plc	Mar	800 Posi	400 Posi	Time	3rd Qtr	4th Qt
1	FEELGOOD RAY	1	0.0m	4.4m (0)	4.2m (0)	2:46.40	27.89s	27.51s
2	SHARP INTEREST	2	1.8m	0.0m (0)	0.0m (0)	2:46.53	27.90s	27.92s
9	ALWAYS BE BRENDAN	3	2.5m	10.8m (1)	6.0m (2)	2:46.58	27.57s	27.56s
10	ZOLTON	4	5.9m	6.8m (1)	7.0m (1)	2:46.83	27.91s	27.72s
6	PIRANI PRINCESS	5	6.8m	15.0m (1)	11.0m (2)	2:46.90	27.62s	27.51s
7	BETTES BLUE VIOLET	6	7.3m	19.2m (1)	14.6m (1)	2:46.93	27.58s	27.30s
3	KRISTYSGIRL	7	7.4m	2.6m (1)	3.0m (1)	2:46.94	27.93s	28.10s
5	GEOFFREY BEE	8	7.4m	12.4m (0)	13.0m (0)	2:46.94	27.94s	27.41s
4	FULL OF SPICE	9	9.0m	16.8m (0)	17.2m (0)	2:47.06	27.93s	27.23s
8	ALICE ON THE BEACH	10	13.4m	8.4m (0)	8.8m (0)	2:47.38	27.93s	28.12s

Finish Position and metres gained

First Arrow shows distance gain/loss from 2nd Qtr to 3rd Qtr,
Second Arrow shows distance gain/loss from 3rd Qtr to Finish
Blue arrow indicates best gain in these quarters.



800

Visual positions in race at 2nd Quarter



400

Visual positions in race at 3rd Quarter

Wagga Riverina Race 6 Distance 1740m

Friday, 12 December 2025

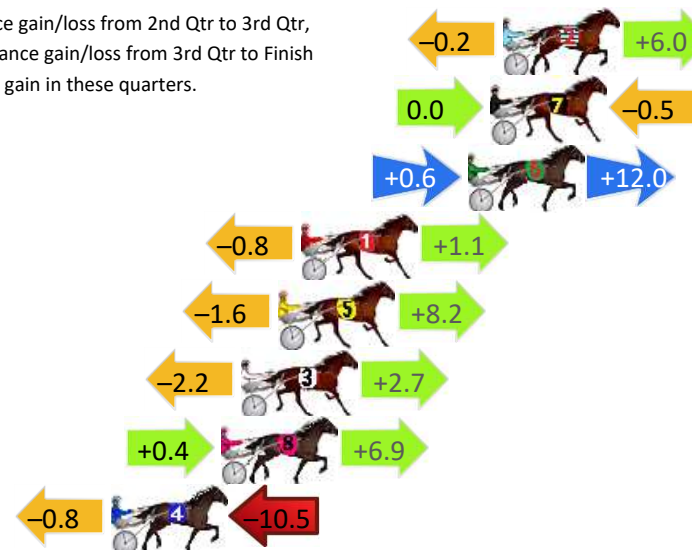
Gross Time: 2:00.60 MileRate: 1:51.50 LeadTime: 8.40s First Qtr: 26.90s Second Qtr: 29.50s Third Qtr: 27.10s Fourth Qtr: 28.70s

DATA TABLE: 800 / 400 Posi's are position from leader and (how wide the horse was at that position)

NoHorse	Plc	Mar	800 Posi	400 Posi	Time	3rd Qtr	4th Qt
2 TIZZY LIZZIE	1	0.0m	5.8m (1)	6.0m (1)	2:00.60	27.13s	28.27s
7 LOTUSBIRD	2	0.5m	0.0m (0)	0.0m (0)	2:00.64	27.10s	28.74s
6 TUPELO	3	1.4m	14.0m (0)	13.4m (0)	2:00.71	27.08s	27.84s
1 OUR ROKU	4	8.1m	8.4m (0)	9.2m (0)	2:01.21	27.16s	28.62s
5 HEAVENS BADGIRL	5	9.0m	15.6m (1)	17.2m (1)	2:01.28	27.23s	28.11s
3 DOLCE DRAMA	6	10.5m	11.0m (1)	13.2m (1)	2:01.39	27.26s	28.51s
8 MIRADOR LASS	7	11.3m	18.6m (0)	18.2m (0)	2:01.45	27.09s	28.21s
4 VIEW THE ART	8	15.7m	4.4m (0)	5.2m (0)	2:01.78	27.13s	29.45s

Finish Position and metres gained

First Arrow shows distance gain/loss from 2nd Qtr to 3rd Qtr,
Second Arrow shows distance gain/loss from 3rd Qtr to Finish
Blue arrow indicates best gain in these quarters.



800

Visual positions in race at 2nd Quarter



400

Visual positions in race at 3rd Quarter



Wagga Riverina Race 7 Distance 1740m

Friday, 12 December 2025


Gross Time: 2:03.60 MileRate: 1:54.30 LeadTime: 8.40s First Qtr: 29.90s Second Qtr: 30.70s Third Qtr: 27.60s Fourth Qtr: 27.00s

DATA TABLE: 800 / 400 Posi's are position from leader and (how wide the horse was at that position)

No	Horse	Plc	Mar	800 Posi	400 Posi	Time	3rd Qtr	4th Qt
4	SEASIDE DELIGHT	1	0.0m	0.0m (0)	0.0m (0)	2:03.60	27.60s	27.00s
1	BUBBY TO BASE	2	0.4m	4.0m (0)	4.2m (0)	2:03.63	27.61s	26.74s
2	NORMS LADY	3	3.2m	4.8m (1)	1.4m (1)	2:03.83	27.37s	27.12s
8	SCHEMING	4	7.0m	12.6m (1)	10.6m (1)	2:04.10	27.46s	26.76s
7	BRAEBEACH	5	7.4m	8.8m (1)	6.2m (1)	2:04.13	27.42s	27.08s
5	SAVEEON	6	10.7m	8.2m (0)	9.0m (0)	2:04.36	27.66s	27.11s
3	SKITTLE BOMB	7	11.8m	12.4m (0)	14.0m (0)	2:04.44	27.71s	26.85s
6	BOLANALONG	8	30.9m	17.8m (0)	19.6m (0)	2:05.80	27.73s	27.76s

Finish Position and metres gained

First Arrow shows distance gain/loss from 2nd Qtr to 3rd Qtr, Second Arrow shows distance gain/loss from 3rd Qtr to Finish
Blue arrow indicates best gain in these quarters.



800

Visual positions in race at 2nd Quarter



400

Visual positions in race at 3rd Quarter

Wagga Riverina Race 8 Distance 1740m

Friday, 12 December 2025

Gross Time: 2:05.20 MileRate: 1:55.80 LeadTime: 8.80s First Qtr: 30.10s Second Qtr: 31.60s Third Qtr: 27.60s Fourth Qtr: 27.10s

DATA TABLE: 800 / 400 Posi's are position from leader and (how wide the horse was at that position)

No	Horse	Plc	Mar	800 Posi	400 Posi	Time	3rd Qtr	4th Qt
1	NEEDBEE	1	0.0m	4.0m (0)	4.4m (0)	2:05.20	27.62s	26.80s
10	SINBAD SASSY	2	0.2m	1.4m (1)	0.0m (1)	2:05.21	27.50s	27.11s
2	LOUIS THE LEGEND	3	0.8m	0.0m (0)	0.0m (0)	2:05.26	27.60s	27.15s
3	LESSISMORE	4	1.8m	5.6m (1)	4.0m (1)	2:05.33	27.49s	26.95s
6	MARY MOURNE	5	4.3m	12.4m (0)	13.0m (0)	2:05.51	27.64s	26.51s
4	UNCLE JAY	6	5.0m	10.2m (1)	8.2m (1)	2:05.56	27.46s	26.88s
9	BEACH DELIGHT	7	6.4m	8.0m (0)	8.6m (0)	2:05.66	27.64s	26.95s
5	UNCHAINMYART	8	7.3m	14.6m (1)	13.0m (1)	2:05.72	27.49s	26.72s
7	MOP	9	10.9m	18.8m (1)	17.6m (1)	2:05.98	27.51s	26.65s
8	MIKI LOCH	10	14.0m	23.4m (1)	16.0m (2)	2:06.20	27.10s	26.97s

Finish Position and metres gained

First Arrow shows distance gain/loss from 2nd Qtr to 3rd Qtr, Second Arrow shows distance gain/loss from 3rd Qtr to Finish Blue arrow indicates best gain in these quarters.



Visual positions in race at 2nd Quarter

800



Visual positions in race at 3rd Quarter

400