

# Menangle Race 1 Distance 1609m

Saturday, 13 December 2025


Gross Time: 1:50.70 MileRate: 1:50.70 LeadTime: 0.00s First Qtr: 26.30s Second Qtr: 28.30s Third Qtr: 27.90s Fourth Qtr: 28.20s

DATA TABLE: 800 / 400 Posi's are position from leader and (how wide the horse was at that position)

No	Horse	Plc	Mar	800 Posi	400 Posi	Time	3rd Qtr	4th Qt
6	UNFAZED	1	0.0m	16.6m (1)	17.8m (3)	1:50.70	27.99s	26.96s
1	VAN BASTEN	2	0.2m	8.4m (0)	8.9m (0)	1:50.71	27.94s	27.59s
7	FORCE FULL	3	1.9m	20.6m (1)	21.8m (3)	1:50.84	27.99s	26.82s
8	DOM TORETTO	4	4.6m	12.7m (0)	13.2m (0)	1:51.04	27.94s	27.62s
3	WHEREYABINBOPPIN	5	5.9m	0.0m (0)	0.0m (0)	1:51.14	27.90s	28.64s
4	CAULONIA COURAGE	6	7.6m	4.0m (0)	4.3m (0)	1:51.26	27.92s	28.46s
5	DOUBLE ACT	7	8.3m	12.8m (1)	13.3m (2)	1:51.32	27.94s	27.89s
11	PROMISING	8	9.5m	17.3m (0)	18.8m (2)	1:51.40	28.01s	27.60s
2	MACH DA VINCI	9	22.4m	8.5m (1)	9.6m (2)	1:52.36	27.98s	29.19s
9	OUR VINCENT CAN GOGH	10	23.9m	4.5m (1)	4.8m (1)	1:52.47	27.93s	29.64s

## Finish Position and metres gained

First Arrow shows distance gain/loss from 2nd Qtr to 3rd Qtr,  
Second Arrow shows distance gain/loss from 3rd Qtr to Finish  
Blue arrow indicates best gain in these quarters.



800

Visual positions in race at 2nd Quarter



400

Visual positions in race at 3rd Quarter



Powered by



Harness Analyser

Sectional Analysis Software

Not just form | Free Trial

[www.facebook.com/PJHarnessRacing](http://www.facebook.com/PJHarnessRacing)



RISE Digital, Harness Racing Australia nor the provider accepts any responsibility for the completeness or accuracy of any of the information contained herein, and makes no representations about its suitability for any particular purpose. Users should make their own judgements about those matters and/or seek independent advice. You assume all risks associated with use of data provided on this page

# Menangle Race 2 Distance 1609m

Saturday, 13 December 2025


Gross Time: 1:53.50 MileRate: 1:53.50 LeadTime: 0.00s First Qtr: 26.50s Second Qtr: 29.80s Third Qtr: 29.00s Fourth Qtr: 28.20s

DATA TABLE: 800 / 400 Posi's are position from leader and (how wide the horse was at that position)

NoHorse	Plc	Mar	800 Posi	400 Posi	Time	3rd Qtr	4th Qt
9 ILLAWONG DANNY	1	0.0m	1.9m (2)	3.0m (2)	1:53.50	29.08s	27.99s
4 LETTUCE GO MIKI	2	2.2m	13.7m (1)	14.7m (3)	1:53.66	29.06s	27.32s
8 SNEAK A PEEK	3	6.4m	18.2m (1)	14.8m (2)	1:53.97	28.75s	27.62s
6 ROSIE ROMANCE	4	6.5m	0.7m (1)	0.0m (1)	1:53.98	28.95s	28.68s
1 ROCK THE NATION	5	6.6m	4.4m (0)	5.6m (1)	1:53.99	29.08s	28.29s
12 SURF ACE	6	9.4m	9.0m (1)	10.5m (3)	1:54.20	29.10s	28.15s
3 MULLUM AXEL	7	10.7m	8.6m (0)	8.5m (0)	1:54.29	28.99s	28.39s
2 IM ALRITE	8	14.3m	0.0m (0)	1.5m (0)	1:54.56	29.11s	29.15s
11 FINANCIALLY STABLE	9	15.9m	22.0m (1)	19.5m (3)	1:54.68	28.80s	27.99s
10 SHE WHO DARES	10	18.1m	4.8m (1)	9.8m (2)	1:54.84	29.35s	28.85s

## Finish Position and metres gained

First Arrow shows distance gain/loss from 2nd Qtr to 3rd Qtr,  
Second Arrow shows distance gain/loss from 3rd Qtr to Finish  
Blue arrow indicates best gain in these quarters.



Visual positions in race at 2nd Quarter



Visual positions in race at 3rd Quarter

# Menangle Race 3 Distance 1609m

Saturday, 13 December 2025

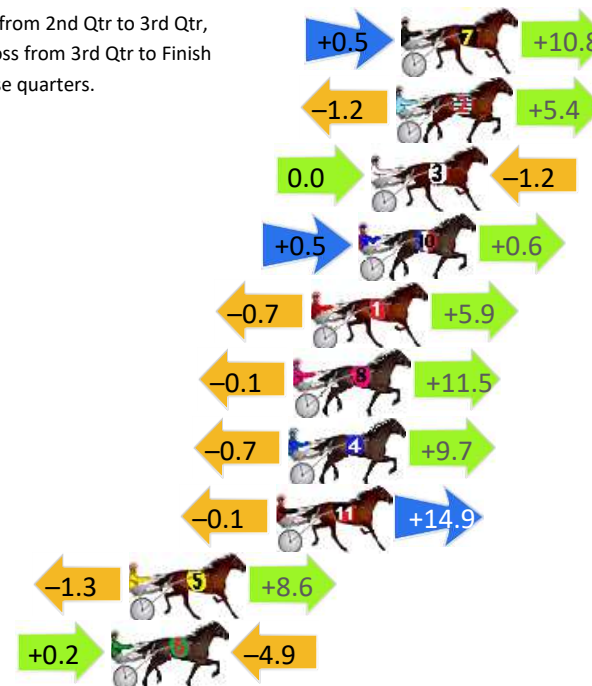
Gross Time: 1:51.90 MileRate: 1:51.90 LeadTime: 0.00s First Qtr: 26.90s Second Qtr: 30.60s Third Qtr: 27.40s Fourth Qtr: 27.10s

DATA TABLE: 800 / 400 Posi's are position from leader and (how wide the horse was at that position)

No	Horse	Plc	Mar	800 Posi	400 Posi	Time	3rd Qtr	4th Qt
7	DOUGS FLAME	1	0.0m	11.3m (1)	10.8m (1)	1:51.90	27.37s	26.37s
2	MIKI COHEN	2	0.2m	4.4m (0)	5.6m (0)	1:51.91	27.48s	26.73s
3	BOLD MEDLEY JUJON	3	1.2m	0.0m (0)	0.0m (0)	1:51.99	27.40s	27.19s
10	HEZ DUSTY	4	1.7m	2.8m (1)	2.3m (1)	1:52.02	27.37s	27.07s
1	WHILEMENA RITA	5	3.6m	8.8m (0)	9.5m (0)	1:52.16	27.44s	26.72s
8	WAMBOYNEINAMERICA	6	4.3m	15.7m (1)	15.8m (2)	1:52.21	27.40s	26.34s
4	OZZIE PUNTA	7	4.5m	13.5m (0)	14.2m (0)	1:52.22	27.44s	26.46s
11	HAS THE COURAGE	8	5.0m	19.8m (1)	19.9m (2)	1:52.26	27.40s	26.11s
5	ONEHANDONEBOUNCE	9	10.9m	18.2m (0)	19.5m (0)	1:52.68	27.48s	26.56s
6	FAY IRENE	10	11.6m	6.9m (1)	6.7m (1)	1:52.73	27.39s	27.47s

## Finish Position and metres gained

First Arrow shows distance gain/loss from 2nd Qtr to 3rd Qtr, Second Arrow shows distance gain/loss from 3rd Qtr to Finish Blue arrow indicates best gain in these quarters.



800

Visual positions in race at 2nd Quarter



400

Visual positions in race at 3rd Quarter

# Menangle Race 4 Distance 1609m

Saturday, 13 December 2025

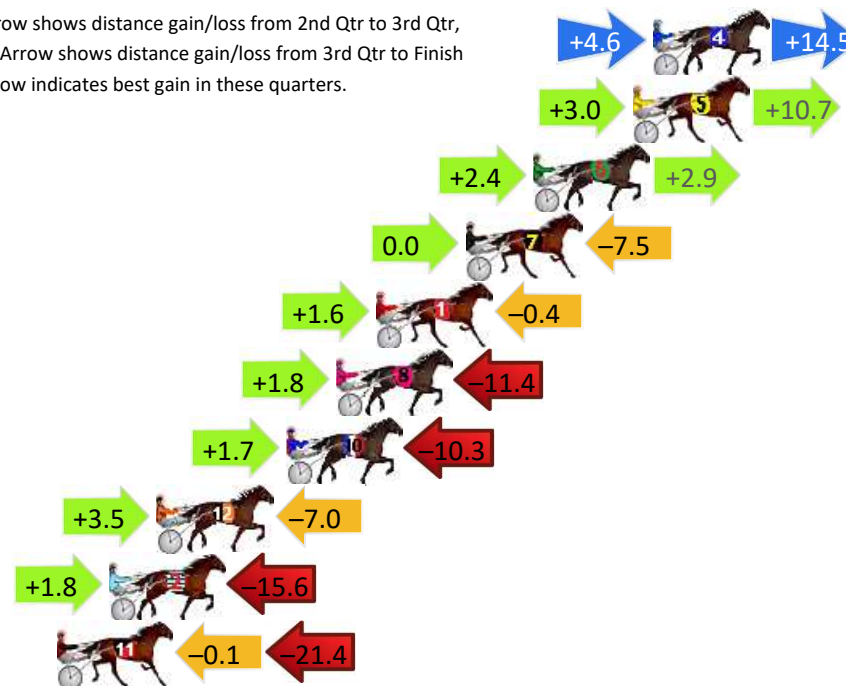
Gross Time: 1:50.60 MileRate: 1:50.60 LeadTime: 0.00s First Qtr: 26.00s Second Qtr: 29.30s Third Qtr: 27.80s Fourth Qtr: 27.50s

DATA TABLE: 800 / 400 Posi's are position from leader and (how wide the horse was at that position)

No	Horse	Plc	Mar	800 Posi	400 Posi	Time	3rd Qtr	4th Qt
4	HES A MEISTER	1	0.0m	19.1m (1)	14.5m (2)	1:50.60	27.47s	26.51s
5	THALASSOPHOBIA	2	0.8m	14.5m (1)	11.5m (3)	1:50.66	27.59s	26.77s
6	CLASSIC ELEGANCE	3	4.8m	10.1m (1)	7.7m (3)	1:50.95	27.63s	27.32s
7	TITIAN RAIDER	4	7.5m	0.0m (1)	0.0m (1)	1:51.14	27.80s	28.04s
1	OUTSIDE FIGHTER	5	11.1m	12.3m (0)	10.7m (2)	1:51.40	27.68s	27.57s
8	MONTEFIORE	6	12.7m	3.1m (0)	1.3m (0)	1:51.52	27.67s	28.33s
10	MYNAMESEVAN	7	14.7m	6.1m (1)	4.4m (1)	1:51.66	27.68s	28.26s
12	THE GREEK GENERAL	8	19.9m	16.4m (0)	12.9m (0)	1:52.04	27.55s	28.05s
2	PRINCESS MICKAYLA	9	21.8m	8.0m (0)	6.2m (0)	1:52.18	27.67s	28.65s
11	ALTA SIERRA	10	23.9m	2.4m (2)	2.5m (2)	1:52.33	27.81s	29.06s

## Finish Position and metres gained

First Arrow shows distance gain/loss from 2nd Qtr to 3rd Qtr,  
Second Arrow shows distance gain/loss from 3rd Qtr to Finish  
Blue arrow indicates best gain in these quarters.



800

Visual positions in race at 2nd Quarter



400

Visual positions in race at 3rd Quarter



Powered by



Harness Analyser

Sectional Analysis Software

Not just form | Free Trial

[www.facebook.com/PJHarnessRacing](http://www.facebook.com/PJHarnessRacing)



RISE Digital, Harness Racing Australia nor the provider accepts any responsibility for the completeness or accuracy of any of the information contained herein, and makes no representations about its suitability for any particular purpose. Users should make their own judgements about those matters and/or seek independent advice. You assume all risks associated with use of data provided on this page



# Menangle Race 5 Distance 1609m

Saturday, 13 December 2025


Gross Time: 1:51.70 MileRate: 1:51.70 LeadTime: 0.00s First Qtr: 27.50s Second Qtr: 28.80s Third Qtr: 27.50s Fourth Qtr: 27.90s

DATA TABLE: 800 / 400 Posi's are position from leader and (how wide the horse was at that position)

No	Horse	Plc	Mar	800 Posi	400 Posi	Time	3rd Qtr	4th Qt
2	DUKES CHOICE	1	0.0m	8.8m (0)	11.4m (0)	1:51.70	27.69s	27.11s
7	SCARED STIFF	2	1.5m	5.4m (1)	4.7m (1)	1:51.81	27.45s	27.69s
11	LETS TURN IT ON	3	1.9m	18.6m (1)	16.5m (2)	1:51.84	27.37s	26.91s
3	MAURLEN BOY	4	4.8m	0.0m (0)	1.0m (0)	1:52.05	27.57s	28.19s
10	ROYAL DIVISION	5	5.1m	17.6m (0)	20.5m (2)	1:52.07	27.71s	26.86s
4	CARRAMAR OLAM	6	7.5m	1.0m (1)	0.0m (1)	1:52.25	27.43s	28.45s
12	DOUBLE FEAR	7	8.4m	9.8m (1)	8.7m (1)	1:52.32	27.43s	27.92s
6	CARLO GAMBINO	8	9.8m	12.9m (0)	16.3m (1)	1:52.42	27.74s	27.50s
9	CORTEZ	9	14.9m	13.9m (1)	12.4m (2)	1:52.79	27.41s	28.14s
1	RAGING SEA	10	19.6m	4.7m (0)	7.6m (0)	1:53.14	27.71s	28.81s

## Finish Position and metres gained

First Arrow shows distance gain/loss from 2nd Qtr to 3rd Qtr,  
Second Arrow shows distance gain/loss from 3rd Qtr to Finish  
Blue arrow indicates best gain in these quarters.



800

Visual positions in race at 2nd Quarter



400

Visual positions in race at 3rd Quarter



Powered by



Harness Analyser

Sectional Analysis Software

Not just form | Free Trial

www.facebook.com/PJHarnessRacing



RISE Digital, Harness Racing Australia nor the provider accepts any responsibility for the completeness or accuracy of any of the information contained herein, and makes no representations about its suitability for any particular purpose. Users should make their own judgements about those matters and/or seek independent advice. You assume all risks associated with use of data provided on this page

# Menangle Race 6 Distance 1609m

Saturday, 13 December 2025

Gross Time: 1:50.60 MileRate: 1:50.60 LeadTime: 0.00s First Qtr: 26.80s Second Qtr: 29.70s Third Qtr: 27.20s Fourth Qtr: 26.90s

DATA TABLE: 800 / 400 Posi's are position from leader and (how wide the horse was at that position)

No	Horse	Plc	Mar	800 Posi	400 Posi	Time	3rd Qtr	4th Qt
4	CAPTAINS KNOCK	1	0.0m	0.0m (0)	0.0m (0)	1:50.60	27.20s	26.90s
3	UBETCHA TIGERPIE	2	2.0m	9.8m (0)	8.9m (0)	1:50.74	27.14s	26.44s
2	SWAYZEE	3	2.5m	17.3m (1)	9.7m (1)	1:50.78	26.69s	26.42s
1	BAINBRIDGE	4	4.5m	4.7m (0)	4.2m (0)	1:50.92	27.16s	26.94s
11	RIPP	5	6.5m	12.6m (1)	3.8m (1)	1:51.06	26.61s	27.11s
5	NYACK	6	8.5m	21.4m (1)	14.2m (1)	1:51.20	26.71s	26.55s
7	PERFECT STRIDE	7	9.6m	13.6m (0)	13.7m (0)	1:51.28	27.20s	26.66s
10	HELLUVA	8	12.4m	22.8m (0)	22.6m (0)	1:51.48	27.18s	26.26s
9	PETES SAID SO	9	14.6m	17.8m (0)	18.4m (0)	1:51.63	27.24s	26.69s
6	DONEGAL LUTHER	10	14.9m	27.0m (1)	19.3m (1)	1:51.66	26.67s	26.66s


## Finish Position and metres gained

First Arrow shows distance gain/loss from 2nd Qtr to 3rd Qtr,  
Second Arrow shows distance gain/loss from 3rd Qtr to Finish  
Blue arrow indicates best gain in these quarters.



800

Visual positions in race at 2nd Quarter



400

Visual positions in race at 3rd Quarter



Powered by



Harness Analyser

Sectional Analysis Software

Not just form | Free Trial

[www.facebook.com/PJHarnessRacing](http://www.facebook.com/PJHarnessRacing)



RISE Digital, Harness Racing Australia nor the provider accepts any responsibility for the completeness or accuracy of any of the information contained herein, and makes no representations about its suitability for any particular purpose. Users should make their own judgements about those matters and/or seek independent advice. You assume all risks associated with use of data provided on this page

# Menangle Race 7 Distance 1609m

Saturday, 13 December 2025



Gross Time: 1:52.70 MileRate: 1:52.70 LeadTime: 0.00s First Qtr: 26.10s Second Qtr: 30.20s Third Qtr: 29.00s Fourth Qtr: 27.40s

DATA TABLE: 800 / 400 Posi's are position from leader and (how wide the horse was at that position)

No	Horse	Plc	Mar	800 Posi	400 Posi	Time	3rd Qtr	4th Qt
5	ERUPT STRIDE	1	0.0m	4.2m (0)	4.0m (0)	1:52.70	28.98s	27.12s
7	FIRE FOX	2	3.0m	14.3m (1)	6.5m (1)	1:52.92	28.43s	27.16s
12	HUGO MAGUIRE	3	4.6m	23.1m (1)	14.8m (1)	1:53.03	28.37s	26.70s
11	ONE FOR THE RODI	4	4.7m	18.7m (1)	10.5m (1)	1:53.04	28.39s	27.00s
9	ISLA ROCHELLE	5	8.2m	9.8m (1)	1.9m (1)	1:53.29	28.43s	27.86s
6	WESTERN STYLE	6	8.4m	20.5m (0)	19.9m (1)	1:53.31	28.91s	26.61s
3	ROMANEE	7	10.0m	8.3m (0)	8.0m (0)	1:53.42	28.96s	27.56s
1	MESSERATI	8	10.2m	11.9m (0)	12.0m (0)	1:53.44	28.98s	27.30s
8	MICHAYWEY	9	11.9m	0.0m (0)	0.0m (0)	1:53.56	29.00s	28.26s
2	HAY THERE JOE	10	12.7m	16.4m (0)	16.0m (0)	1:53.62	28.94s	27.20s

## Finish Position and metres gained

First Arrow shows distance gain/loss from 2nd Qtr to 3rd Qtr,  
Second Arrow shows distance gain/loss from 3rd Qtr to Finish  
Blue arrow indicates best gain in these quarters.



800

Visual positions in race at 2nd Quarter



400

Visual positions in race at 3rd Quarter



Powered by



Harness Analyser

Sectional Analysis Software

Not just form | Free Trial

www.facebook.com/PJHarnessRacing



RISE Digital, Harness Racing Australia nor the provider accepts any responsibility for the completeness or accuracy of any of the information contained herein, and makes no representations about its suitability for any particular purpose. Users should make their own judgements about those matters and/or seek independent advice. You assume all risks associated with use of data provided on this page

# Menangle Race 8 Distance 1609m

Saturday, 13 December 2025


Gross Time: 1:51.70 MileRate: 1:51.70 LeadTime: 0.00s First Qtr: 26.50s Second Qtr: 29.50s Third Qtr: 27.90s Fourth Qtr: 27.80s

DATA TABLE: 800 / 400 Posi's are position from leader and (how wide the horse was at that position)

No	Horse	Plc	Mar	800 Posi	400 Posi	Time	3rd Qtr	4th Qt
5	CASH AND BLING	1	0.0m	10.2m (1)	9.2m (1)	1:51.70	27.83s	27.17s
8	SET UP	2	7.8m	14.8m (1)	14.0m (2)	1:52.27	27.84s	27.40s
4	GUILTY PARTY	3	11.8m	5.6m (1)	5.4m (1)	1:52.56	27.89s	28.29s
6	OOGA CHAKA	4	12.9m	1.0m (1)	1.1m (1)	1:52.64	27.91s	28.67s
11	THE METAL FLYER	5	13.1m	17.9m (0)	21.5m (2)	1:52.66	28.15s	27.27s
7	GROSSO NASO	6	14.0m	4.0m (0)	4.9m (0)	1:52.72	27.96s	28.48s
9	RIVERA LOU	7	16.2m	20.0m (1)	18.5m (3)	1:52.88	27.79s	27.70s
3	MISTER BLUECHIP	8	16.9m	13.6m (0)	16.7m (1)	1:52.94	28.11s	27.88s
10	CATCHAFIRE	9	18.4m	8.7m (0)	9.5m (0)	1:53.05	27.96s	28.49s
1	LIGHT ME UP	10	56.9m	0.0m (0)	0.0m (0)	1:55.86	27.90s	31.96s

## Finish Position and metres gained

First Arrow shows distance gain/loss from 2nd Qtr to 3rd Qtr,  
Second Arrow shows distance gain/loss from 3rd Qtr to Finish  
Blue arrow indicates best gain in these quarters.



800

Visual positions in race at 2nd Quarter



400

Visual positions in race at 3rd Quarter



Powered by



Harness Analyser

Sectional Analysis Software

Not just form | Free Trial

[www.facebook.com/PJHarnessRacing](http://www.facebook.com/PJHarnessRacing)



RISE Digital, Harness Racing Australia nor the provider accepts any responsibility for the completeness or accuracy of any of the information contained herein, and makes no representations about its suitability for any particular purpose. Users should make their own judgements about those matters and/or seek independent advice. You assume all risks associated with use of data provided on this page