

# Goulburn Race 1 Distance 1710m

Monday, 22 December 2025

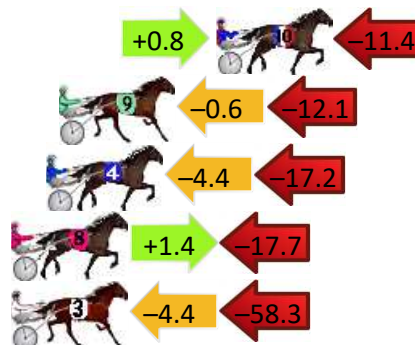
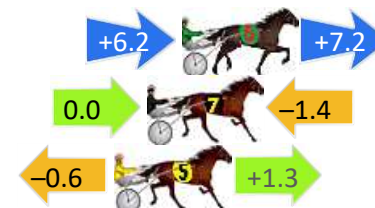
Gross Time: 2:07.20 MileRate: 1:59.70 LeadTime: 6.90s First Qtr: 31.10s Second Qtr: 31.10s Third Qtr: 28.30s Fourth Qtr: 29.80s

DATA TABLE: 800 / 400 Posi's are position from leader and (how wide the horse was at that position)

NoHorse	Plc	Mar	800 Posi	400 Posi	Time	3rd Qtr	4th Qt
6 YOUR MAJESTY	1	0.0m	13.4m (1)	7.2m (2)	2:07.20	27.87s	29.27s
7 BERTINELLI	2	1.4m	0.0m (0)	0.0m (0)	2:07.31	28.30s	29.90s
5 EWING	3	2.7m	3.4m (1)	4.0m (0)	2:07.41	28.35s	29.70s
10 IVANKA	4	19.8m	9.2m (1)	8.4m (1)	2:08.75	28.22s	30.64s
9 DOLLYS LAW	5	26.1m	13.4m (0)	14.0m (1)	2:09.24	28.32s	30.70s
4 RIOTERRA	6	26.6m	5.0m (0)	9.4m (0)	2:09.28	28.59s	31.07s
8 MONTY MONTE	7	34.9m	18.6m (0)	17.2m (2)	2:09.93	28.17s	31.11s
3 JINAN	8	72.1m	9.4m (0)	13.8m (0)	2:12.83	28.51s	34.12s

## Finish Position and metres gained

First Arrow shows distance gain/loss from 2nd Qtr to 3rd Qtr, Second Arrow shows distance gain/loss from 3rd Qtr to Finish Blue arrow indicates best gain in these quarters.



800

Visual positions in race at 2nd Quarter



400

Visual positions in race at 3rd Quarter



Powered by



Harness Analyser

Sectional Analysis Software

Not just form | Free Trial

[www.facebook.com/PJHarnessRacing](http://www.facebook.com/PJHarnessRacing)



RISE Digital, Harness Racing Australia nor the provider accepts any responsibility for the completeness or accuracy of any of the information contained herein, and makes no representations about its suitability for any particular purpose. Users should make their own judgements about those matters and/or seek independent advice. You assume all risks associated with use of data provided on this page

# Goulburn Race 2 Distance 1710m

Monday, 22 December 2025


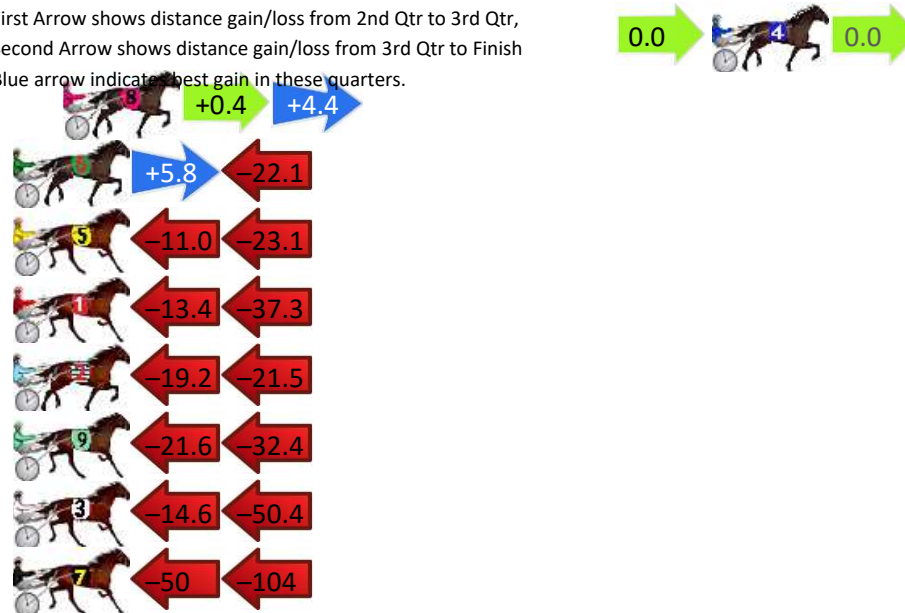
Gross Time: 2:03.40 MileRate: 1:56.10 LeadTime: 6.50s First Qtr: 30.70s Second Qtr: 29.20s Third Qtr: 27.00s Fourth Qtr: 30.00s

DATA TABLE: 800 / 400 Posi's are position from leader and (how wide the horse was at that position)

No	Horse	Plc	Mar	800 Posi	400 Posi	Time	3rd Qtr	4th Qt
4	STELLAR STRIDE	1	0.0m	0.0m (0)	0.0m (0)	2:03.40	27.00s	30.00s
8	WARRAWEES SHOUT	2	26.0m	30.8m (1)	30.4m (1)	2:05.44	26.99s	29.67s
6	DRAXON	3	36.9m	20.6m (1)	14.8m (0)	2:06.30	26.51s	31.65s
5	DEPASSANT	4	46.3m	12.2m (1)	23.2m (1)	2:07.04	27.69s	31.72s
1	TARA JIM	5	59.5m	8.8m (0)	22.2m (0)	2:08.08	27.81s	32.78s
2	ROCK WHAT YOU ARE	6	60.5m	19.8m (0)	39.0m (0)	2:08.15	28.28s	31.60s
9	TIGER LOLA	7	67.0m	13.0m (0)	34.6m (1)	2:08.66	28.41s	32.42s
3	WICKED LEGEND	8	81.6m	16.6m (1)	31.2m (0)	2:09.81	27.85s	33.76s
7	SAPPHIRE BOY	9	178.2m	25.6m (1)	75.0m (0)	2:17.40	30.12s	37.70s

## Finish Position and metres gained

First Arrow shows distance gain/loss from 2nd Qtr to 3rd Qtr, Second Arrow shows distance gain/loss from 3rd Qtr to Finish  
Blue arrow indicates best gain in these quarters.



# Goulburn Race 3 Distance 1710m

Monday, 22 December 2025

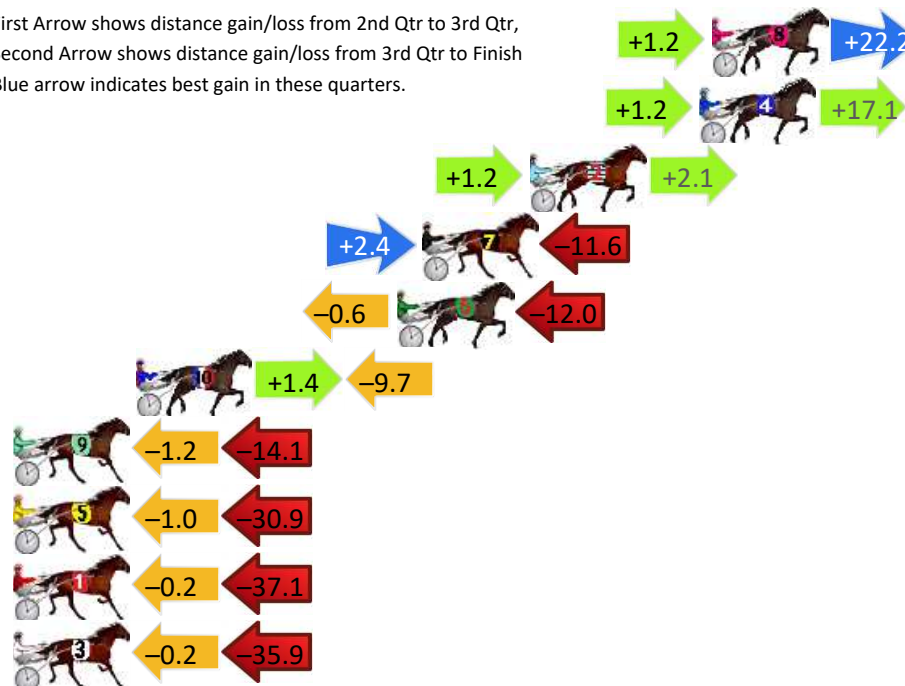
Gross Time: 2:06.10 MileRate: 1:58.70 LeadTime: 6.70s First Qtr: 30.30s Second Qtr: 30.30s Third Qtr: 28.10s Fourth Qtr: 30.70s

DATA TABLE: 800 / 400 Posi's are position from leader and (how wide the horse was at that position)

No	Horse	Plc	Mar	800 Posi	400 Posi	Time	3rd Qtr	4th Qt
8	ITZ BAD	1	0.0m	23.4m (1)	22.2m (2)	2:06.10	28.08s	29.01s
4	TRIED AND TRUSTED	2	0.5m	18.8m (1)	17.6m (2)	2:06.14	28.07s	29.39s
2	TWO BLUES BLING	3	7.3m	10.6m (1)	9.4m (2)	2:06.69	28.02s	30.54s
7	LUNAR WITCH	4	11.6m	2.4m (1)	0.0m (1)	2:07.03	27.89s	31.59s
6	COOGEE	5	12.6m	0.0m (0)	0.6m (0)	2:07.11	28.11s	31.62s
10	HEAVENS GOTTA WAIT	6	23.1m	14.8m (1)	13.4m (1)	2:07.96	27.97s	31.44s
9	MICKEY BE NIMBLE	7	29.3m	14.0m (0)	15.2m (0)	2:08.45	28.14s	31.78s
5	ANGELIC ATTITUDE	8	36.5m	4.6m (0)	5.6m (0)	2:09.03	28.07s	33.06s
1	CAPTAIN PINNACLE	9	43.9m	6.6m (1)	6.8m (1)	2:09.63	27.99s	33.53s
3	NEED ME SOME SUGAR	10	45.7m	9.6m (0)	9.8m (0)	2:09.77	28.00s	33.44s

## Finish Position and metres gained

First Arrow shows distance gain/loss from 2nd Qtr to 3rd Qtr, Second Arrow shows distance gain/loss from 3rd Qtr to Finish Blue arrow indicates best gain in these quarters.



800

Visual positions in race at 2nd Quarter



400

Visual positions in race at 3rd Quarter



Powered by



Harness Analyser

Sectional Analysis Software

Not just form | Free Trial

[www.facebook.com/PJHarnessRacing](http://www.facebook.com/PJHarnessRacing)



RISE Digital, Harness Racing Australia nor the provider accepts any responsibility for the completeness or accuracy of any of the information contained herein, and makes no representations about its suitability for any particular purpose. Users should make their own judgements about those matters and/or seek independent advice. You assume all risks associated with use of data provided on this page

# Goulburn Race 4 Distance 1710m

Monday, 22 December 2025



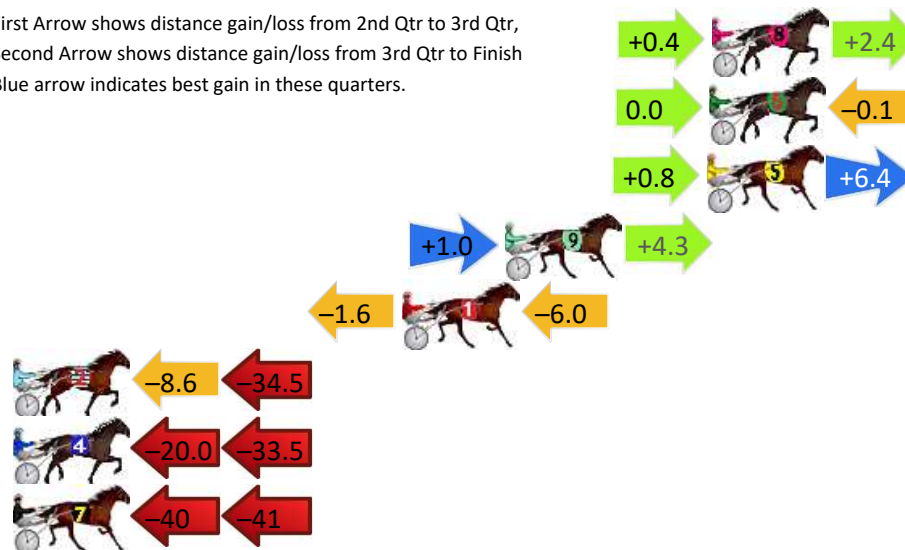
Gross Time: 2:05.80 MileRate: 1:58.40 LeadTime: 6.80s First Qtr: 30.10s Second Qtr: 29.10s Third Qtr: 28.60s Fourth Qtr: 31.20s

DATA TABLE: 800 / 400 Posi's are position from leader and (how wide the horse was at that position)

NoHorse	Plc	Mar	800 Posi	400 Posi	Time	3rd Qtr	4th Qt
8 STAY TEMPTED	1	0.0m	2.8m (1)	2.4m (1)	2:05.80	28.58s	31.01s
6 HAV FUN WITH THAT	2	0.1m	0.0m (0)	0.0m (0)	2:05.81	28.60s	31.21s
5 TARAS TEMPTATION	3	0.2m	7.4m (1)	6.6m (1)	2:05.82	28.56s	30.70s
9 BELLE ALCHERA	4	8.3m	13.6m (1)	12.6m (1)	2:06.48	28.54s	30.87s
1 ARMA BLAZE	5	12.4m	4.8m (0)	6.4m (0)	2:06.81	28.70s	31.67s
2 SHE SHIMMERS	6	52.5m	9.4m (0)	18.0m (0)	2:10.08	29.13s	33.88s
4 MADAME PETITE	7	98.5m	45.0m (0)	65.0m (0)	2:13.83	29.98s	33.80s
7 ALITTLEBITOFSUGA	8	100.6m	20.8m (0)	60.0m (0)	2:14.01	31.38s	34.35s

## Finish Position and metres gained

First Arrow shows distance gain/loss from 2nd Qtr to 3rd Qtr,  
Second Arrow shows distance gain/loss from 3rd Qtr to Finish  
Blue arrow indicates best gain in these quarters.





# Goulburn Race 5 Distance 1710m

Monday, 22 December 2025


Gross Time: 2:06.80 MileRate: 1:59.40 LeadTime: 6.50s First Qtr: 30.90s Second Qtr: 29.30s Third Qtr: 28.80s Fourth Qtr: 31.30s

DATA TABLE: 800 / 400 Posi's are position from leader and (how wide the horse was at that position)

No	Horse	Plc	Mar	800 Posi	400 Posi	Time	3rd Qtr	4th Qt
5	MAJOR HUSS	1	0.0m	20.6m (1)	7.8m (3)	2:06.80	27.87s	30.69s
3	HESAA LISTER	2	3.5m	4.0m (0)	4.2m (0)	2:07.09	28.82s	31.25s
8	MOVINTOHELLANDBACK	3	6.2m	24.8m (1)	13.2m (3)	2:07.31	27.96s	30.76s
1	HALLOWEEN	4	8.7m	0.0m (0)	0.0m (0)	2:07.51	28.77s	31.98s
6	BENTLY BULLET	5	9.4m	8.0m (1)	8.4m (0)	2:07.57	28.83s	31.38s
4	CLASSICMAJOR	6	22.8m	16.0m (1)	6.0m (2)	2:08.67	28.00s	32.61s
7	PARALLEL	7	23.7m	15.4m (0)	9.8m (2)	2:08.74	28.34s	32.38s
9	GOODTIME MIKI	8	25.9m	4.0m (1)	4.4m (1)	2:08.92	28.76s	32.97s
10	CHARGING BULL	9	28.2m	11.2m (0)	14.8m (0)	2:09.11	29.03s	32.34s
2	SPORTS LINER	10	30.9m	12.4m (1)	13.4m (1)	2:09.33	28.82s	32.66s

## Finish Position and metres gained

First Arrow shows distance gain/loss from 2nd Qtr to 3rd Qtr, Second Arrow shows distance gain/loss from 3rd Qtr to Finish  
Blue arrow indicates best gain in these quarters.



800

Visual positions in race at 2nd Quarter



400

Visual positions in race at 3rd Quarter



Powered by



Harness Analyser

Sectional Analysis Software

Not just form | Free Trial

[www.facebook.com/PJHarnessRacing](http://www.facebook.com/PJHarnessRacing)



RISE Digital, Harness Racing Australia nor the provider accepts any responsibility for the completeness or accuracy of any of the information contained herein, and makes no representations about its suitability for any particular purpose. Users should make their own judgements about those matters and/or seek independent advice. You assume all risks associated with use of data provided on this page

# Goulburn Race 6 Distance 1710m

Monday, 22 December 2025



Gross Time: 2:07.60 MileRate: 2:00.10 LeadTime: 6.70s First Qtr: 31.50s Second Qtr: 30.70s Third Qtr: 28.90s Fourth Qtr: 29.80s

DATA TABLE: 800 / 400 Posi's are position from leader and (how wide the horse was at that position)

No	Horse	Plc	Mar	800 Posi	400 Posi	Time	3rd Qtr	4th Qt
2	BENJAMIN	1	0.0m	5.2m (0)	5.8m (0)	2:07.60	28.95s	29.37s
8	WHO IS ALAN	2	4.5m	16.4m (1)	13.8m (2)	2:07.95	28.72s	29.11s
3	HUNTER STRIDE	3	4.6m	0.0m (0)	0.0m (0)	2:07.96	28.89s	30.14s
5	DIAMONDINTHEROUGH	4	5.4m	4.0m (1)	2.8m (1)	2:08.02	28.81s	29.99s
6	MAJOR TREACHEROUS	5	10.7m	12.4m (1)	8.6m (2)	2:08.44	28.62s	29.96s
9	LOCHINVAR TIGER	6	15.3m	9.4m (0)	9.8m (0)	2:08.79	28.92s	30.21s
7	HIWAYTHREENINENE	7	24.7m	14.0m (0)	14.2m (0)	2:09.53	28.90s	30.58s
4	CAPTAIN COLBY	8	55.9m	8.2m (1)	8.6m (1)	2:11.96	28.88s	33.30s

## Finish Position and metres gained

First Arrow shows distance gain/loss from 2nd Qtr to 3rd Qtr,  
Second Arrow shows distance gain/loss from 3rd Qtr to Finish  
Blue arrow indicates best gain in these quarters.



800

Visual positions in race at 2nd Quarter



400

Visual positions in race at 3rd Quarter



Powered by



Harness Analyser

Sectional Analysis Software

Not just form | Free Trial

[www.facebook.com/PJHarnessRacing](http://www.facebook.com/PJHarnessRacing)



RISE Digital, Harness Racing Australia nor the provider accepts any responsibility for the completeness or accuracy of any of the information contained herein, and makes no representations about its suitability for any particular purpose. Users should make their own judgements about those matters and/or seek independent advice. You assume all risks associated with use of data provided on this page

# Goulburn Race 7 Distance 1710m

Monday, 22 December 2025


Gross Time: 2:06.20 MileRate: 1:58.80 LeadTime: 6.70s First Qtr: 29.70s Second Qtr: 30.70s Third Qtr: 29.00s Fourth Qtr: 30.10s

DATA TABLE: 800 / 400 Posi's are position from leader and (how wide the horse was at that position)

No	Horse	Plc	Mar	800 Posi	400 Posi	Time	3rd Qtr	4th Qt
2	MICTON MOUSE	1	0.0m	0.0m (0)	0.0m (0)	2:06.20	29.00s	30.10s
4	JACQUELINE ROSE	2	0.8m	18.6m (1)	12.4m (3)	2:06.26	28.56s	29.23s
5	PENCIL ME IN	3	1.6m	22.8m (1)	16.4m (3)	2:06.33	28.55s	28.99s
6	TAMATINE TANE	4	1.9m	10.4m (1)	11.2m (2)	2:06.35	29.07s	29.40s
9	STELLINA	5	6.6m	8.2m (0)	8.2m (0)	2:06.72	29.00s	29.98s
3	FINANCIALLY STABLE	6	16.4m	14.6m (1)	6.4m (1)	2:07.49	28.38s	30.85s
1	OUR ULTIMATE BONNY	7	16.9m	4.2m (0)	4.2m (0)	2:07.53	28.98s	31.05s
7	WILLS WAY	8	21.3m	6.4m (1)	15.0m (2)	2:07.88	29.62s	30.57s
10	CRACKABRIE	9	49.2m	12.2m (0)	14.4m (0)	2:10.08	29.11s	32.70s
8	ROCK STEADY	10	79.9m	2.2m (1)	11.6m (1)	2:12.50	29.60s	35.21s

## Finish Position and metres gained

First Arrow shows distance gain/loss from 2nd Qtr to 3rd Qtr, Second Arrow shows distance gain/loss from 3rd Qtr to Finish  
Blue arrow indicates best gain in these quarters.



800

Visual positions in race at 2nd Quarter



400

Visual positions in race at 3rd Quarter



Powered by



Harness Analyser

Sectional Analysis Software

Not just form | Free Trial

[www.facebook.com/PJHarnessRacing](http://www.facebook.com/PJHarnessRacing)



RISE Digital, Harness Racing Australia nor the provider accepts any responsibility for the completeness or accuracy of any of the information contained herein, and makes no representations about its suitability for any particular purpose. Users should make their own judgements about those matters and/or seek independent advice. You assume all risks associated with use of data provided on this page

# Goulburn Race 8 Distance 2240m

Monday, 22 December 2025

Gross Time: 2:45.80 MileRate: 1:59.10 LeadTime: 44.10s First Qtr: 31.50s Second Qtr: 29.40s Third Qtr: 30.00s Fourth Qtr: 30.80s

DATA TABLE: 800 / 400 Posi's are position from leader and (how wide the horse was at that position)

No	Horse	Plc	Mar	800 Posi	400 Posi	Time	3rd Qtr	4th Qt
10	SNEAK A PEEK	1	0.0m	23.4m (2)	7.4m (1)	2:45.80	28.80s	30.23s
1	REFUSAL	2	6.3m	4.2m (0)	0.0m (1)	2:46.31	29.68s	31.28s
2	TRISTAR FOR CHRIS	3	21.0m	19.4m (2)	11.6m (1)	2:47.49	29.40s	31.52s
4	HIGHLANDS WARRIOR	4	25.8m	0.0m (0)	1.4m (0)	2:47.88	30.08s	32.67s
7	RAINBOWSEND	5	40.8m	13.8m (0)	6.6m (0)	2:49.09	29.42s	33.42s
9	CONSIDER IT DONE	6	42.6m	9.8m (0)	13.4m (0)	2:49.23	30.24s	33.04s
5	D J ROCK	7	45.5m	17.6m (0)	3.0m (2)	2:49.47	28.85s	34.05s
6	INDI AIR TONIGHT	8	110.4m	27.6m (2)	40.0m (0)	2:54.69	30.87s	36.19s
3	DOLCE DRAMA	9	182.4m	16.2m (1)	70.0m (0)	3:00.50	33.95s	39.41s

## Finish Position and metres gained

First Arrow shows distance gain/loss from 2nd Qtr to 3rd Qtr, Second Arrow shows distance gain/loss from 3rd Qtr to Finish  
Blue arrow indicates best gain in these quarters.

