

Young Race 1 Distance 1720m

Tuesday, 23 December 2025


Gross Time: 2:05.30 MileRate: 1:57.20 LeadTime: 6.80s First Qtr: 29.00s Second Qtr: 31.00s Third Qtr: 29.10s Fourth Qtr: 29.40s

DATA TABLE: 800 / 400 Posi's are position from leader and (how wide the horse was at that position)

No	Horse	Plc	Mar	800 Posi	400 Posi	Time	3rd Qtr	4th Qt
2	UNCLE JAY	1	0.0m	0.0m (0)	0.0m (0)	2:05.30	29.10s	29.40s
10	CLASSIC ARC	2	1.9m	0.2m (1)	2.4m (1)	2:05.45	29.26s	29.36s
4	ALWAYSBMYPONY	3	2.4m	8.8m (1)	8.8m (2)	2:05.49	29.10s	28.93s
5	ESTHER RISING	4	3.8m	4.4m (1)	6.8m (1)	2:05.59	29.28s	29.18s
1	KADAR	5	7.1m	4.0m (0)	4.0m (0)	2:05.85	29.10s	29.63s
7	MCLEAN	6	8.6m	8.2m (0)	8.4m (0)	2:05.96	29.11s	29.41s
3	CORZAN DRAMA	7	10.4m	12.4m (0)	13.0m (0)	2:06.10	29.14s	29.21s
9	LUCKY PUNT	8	11.3m	17.4m (0)	17.2m (0)	2:06.17	29.09s	28.97s
8	TAKE OUT	9	13.9m	13.4m (1)	13.2m (2)	2:06.37	29.09s	29.45s
6	LESSISMORE	10	20.8m	18.2m (1)	17.6m (2)	2:06.90	29.06s	29.63s

Finish Position and metres gained

First Arrow shows distance gain/loss from 2nd Qtr to 3rd Qtr,
Second Arrow shows distance gain/loss from 3rd Qtr to Finish
Blue arrow indicates best gain in these quarters.



800

Visual positions in race at 2nd Quarter



400

Visual positions in race at 3rd Quarter



Powered by



Harness Analyser

Sectional Analysis Software

Not just form | Free Trial

www.facebook.com/PJHarnessRacing



RISE Digital, Harness Racing Australia nor the provider accepts any responsibility for the completeness or accuracy of any of the information contained herein, and makes no representations about its suitability for any particular purpose. Users should make their own judgements about those matters and/or seek independent advice. You assume all risks associated with use of data provided on this page

Young Race 2 Distance 1720m

Tuesday, 23 December 2025

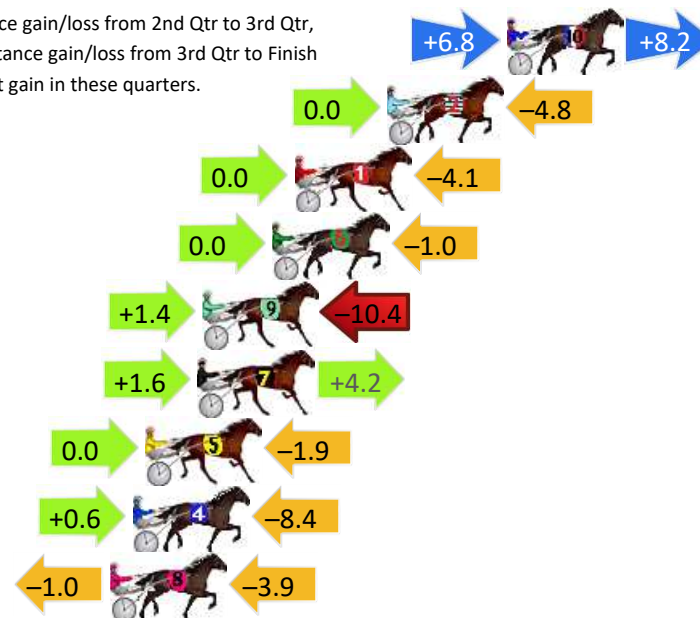
Gross Time: 2:04.50 MileRate: 1:56.50 LeadTime: 6.40s First Qtr: 27.90s Second Qtr: 31.10s Third Qtr: 29.70s Fourth Qtr: 29.40s

DATA TABLE: 800 / 400 Posi's are position from leader and (how wide the horse was at that position)

No	Horse	Plc	Mar	800 Posi	400 Posi	Time	3rd Qtr	4th Qt
10	EYEDIDNTLOSEIT	1	0.0m	15.0m (1)	8.2m (2)	2:04.50	29.20s	28.80s
2	IM ON NO SLEEP	2	4.8m	0.0m (0)	0.0m (0)	2:04.87	29.70s	29.75s
1	ULTIMATE COOKIE	3	8.5m	4.4m (0)	4.4m (0)	2:05.16	29.70s	29.70s
6	ALWAYSATTHEBEACH	4	9.4m	8.4m (0)	8.4m (0)	2:05.22	29.70s	29.47s
9	SHE WHO DARES	5	12.2m	3.2m (1)	1.8m (1)	2:05.44	29.60s	30.16s
7	SHEZA BETTOR GEM	6	12.4m	18.2m (0)	16.6m (0)	2:05.46	29.58s	29.09s
5	SYNCOPATED SHUFFLE	7	14.5m	12.6m (0)	12.6m (0)	2:05.62	29.70s	29.54s
4	WINDY HILL WHISKEY	8	15.0m	7.2m (1)	6.6m (1)	2:05.66	29.66s	30.01s
8	ELLAVA PACER	9	15.9m	11.0m (1)	12.0m (1)	2:05.73	29.77s	29.69s

Finish Position and metres gained

First Arrow shows distance gain/loss from 2nd Qtr to 3rd Qtr,
Second Arrow shows distance gain/loss from 3rd Qtr to Finish
Blue arrow indicates best gain in these quarters.



800

Visual positions in race at 2nd Quarter



400

Visual positions in race at 3rd Quarter



Powered by



Harness Analyser

Sectional Analysis Software

Not just form | Free Trial

www.facebook.com/PJHarnessRacing



RISE Digital, Harness Racing Australia nor the provider accepts any responsibility for the completeness or accuracy of any of the information contained herein, and makes no representations about its suitability for any particular purpose. Users should make their own judgements about those matters and/or seek independent advice. You assume all risks associated with use of data provided on this page

Young Race 3 Distance 1720m

Tuesday, 23 December 2025

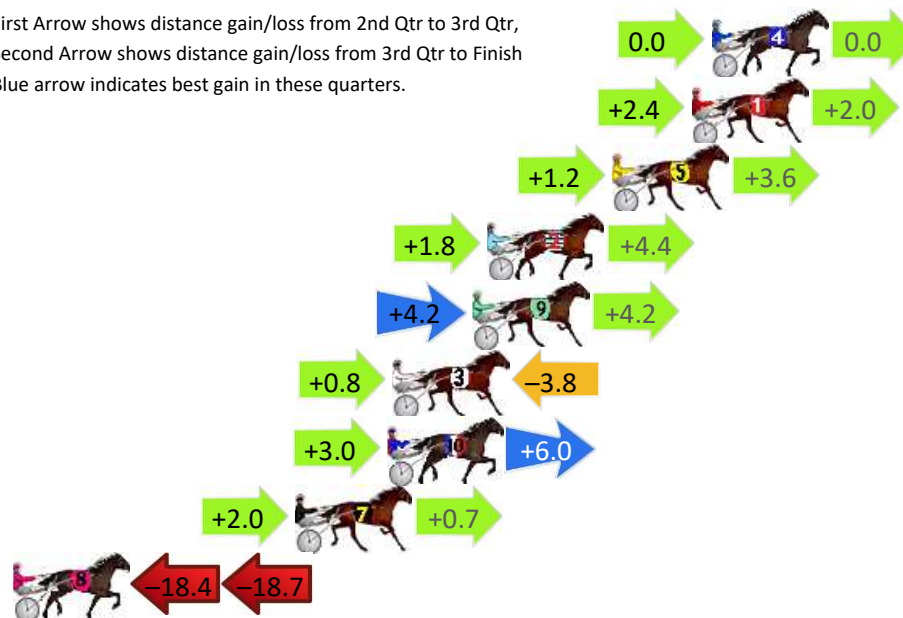
Gross Time: 2:05.10 MileRate: 1:57.00 LeadTime: 6.50s First Qtr: 28.40s Second Qtr: 30.40s Third Qtr: 29.20s Fourth Qtr: 30.60s

DATA TABLE: 800 / 400 Posi's are position from leader and (how wide the horse was at that position)

NoHorse	Plc	Mar	800 Posi	400 Posi	Time	3rd Qtr	4th Qt
4 MEGS MONARO	1	0.0m	0.0m (0)	0.0m (0)	2:05.10	29.20s	30.60s
1 POTTER	2	0.8m	5.2m (0)	2.8m (1)	2:05.16	29.03s	30.45s
5 BONJORGE	3	4.0m	8.8m (1)	7.6m (1)	2:05.42	29.12s	30.33s
2 BOLZANO	4	9.0m	15.2m (0)	13.4m (1)	2:05.82	29.07s	30.27s
9 LUCKY ZARA	5	9.6m	18.0m (1)	13.8m (2)	2:05.87	28.90s	30.28s
3 NIFTY SCHOOBEE	6	12.8m	9.8m (0)	9.0m (0)	2:06.12	29.13s	30.89s
10 JILLIBY SAFFRON	7	13.0m	22.0m (1)	19.0m (2)	2:06.14	28.99s	30.14s
7 DEAD EYE TIKI	8	16.7m	19.4m (0)	17.4m (1)	2:06.44	29.05s	30.55s
8 DUFFY HOLLOW	9	50.7m	13.6m (1)	32.0m (2)	2:09.16	30.54s	32.02s

Finish Position and metres gained

First Arrow shows distance gain/loss from 2nd Qtr to 3rd Qtr,
Second Arrow shows distance gain/loss from 3rd Qtr to Finish
Blue arrow indicates best gain in these quarters.



800

Visual positions in race at 2nd Quarter



400

Visual positions in race at 3rd Quarter



Powered by



Harness Analyser

Sectional Analysis Software

Not just form | Free Trial

www.facebook.com/PJHarnessRacing



RISE Digital, Harness Racing Australia nor the provider accepts any responsibility for the completeness or accuracy of any of the information contained herein, and makes no representations about its suitability for any particular purpose. Users should make their own judgements about those matters and/or seek independent advice. You assume all risks associated with use of data provided on this page

Young Race 4 Distance 1720m

Tuesday, 23 December 2025

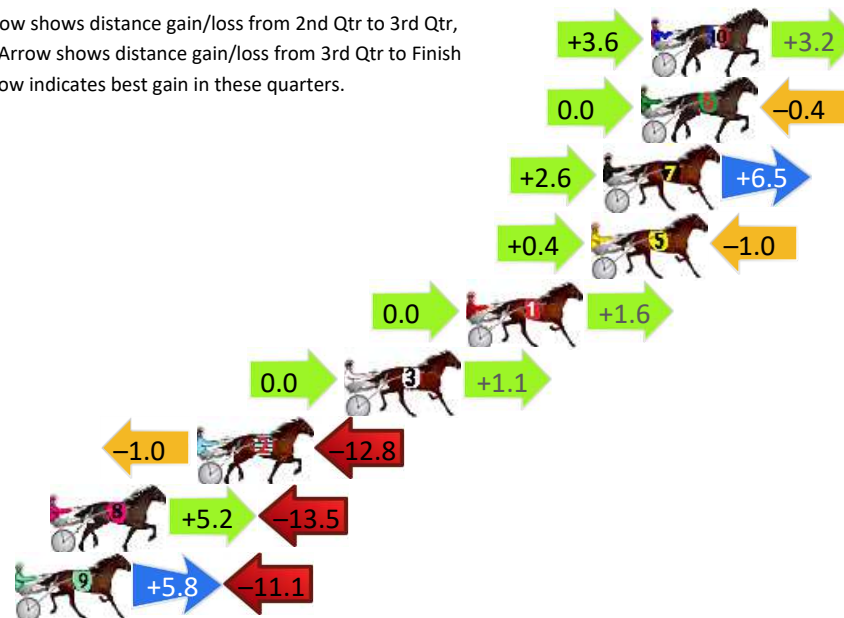
Gross Time: 2:05.30 MileRate: 1:57.20 LeadTime: 6.50s First Qtr: 27.80s Second Qtr: 31.60s Third Qtr: 30.00s Fourth Qtr: 29.40s

DATA TABLE: 800 / 400 Posi's are position from leader and (how wide the horse was at that position)

NoHorse	Plc	Mar	800 Posi	400 Posi	Time	3rd Qtr	4th Qt
10 MARYVILLE ALFIE	1	0.0m	6.8m (1)	3.2m (2)	2:05.30	29.73s	29.17s
6 MAGGIE MOTH	2	0.4m	0.0m (0)	0.0m (0)	2:05.33	30.00s	29.43s
7 BOHEMIAN BRAWLER	3	1.9m	11.0m (1)	8.4m (2)	2:05.45	29.80s	28.92s
5 THEYCALLMEBRUCE	4	2.4m	1.8m (1)	1.4m (1)	2:05.49	29.97s	29.47s
1 STAR CONNECTION	5	7.4m	9.0m (0)	9.0m (0)	2:05.87	30.00s	29.28s
3 ROYAL EXIT	6	12.3m	13.4m (0)	13.4m (0)	2:06.25	30.00s	29.32s
2 MAJOR RECKONING	7	18.2m	4.4m (0)	5.4m (1)	2:06.70	30.08s	30.34s
8 STUDLEIGH SUNRISE	8	24.1m	15.8m (1)	10.6m (1)	2:07.16	29.63s	30.39s
9 MULLUM AXEL	9	25.5m	20.2m (1)	14.4m (2)	2:07.27	29.58s	30.21s

Finish Position and metres gained

First Arrow shows distance gain/loss from 2nd Qtr to 3rd Qtr,
Second Arrow shows distance gain/loss from 3rd Qtr to Finish
Blue arrow indicates best gain in these quarters.



800

Visual positions in race at 2nd Quarter



400

Visual positions in race at 3rd Quarter



Powered by



Harness Analyser

Sectional Analysis Software

Not just form | Free Trial

www.facebook.com/PJHarnessRacing



RISE Digital, Harness Racing Australia nor the provider accepts any responsibility for the completeness or accuracy of any of the information contained herein, and makes no representations about its suitability for any particular purpose. Users should make their own judgements about those matters and/or seek independent advice. You assume all risks associated with use of data provided on this page

Young Race 5 Distance 2100m

Tuesday, 23 December 2025



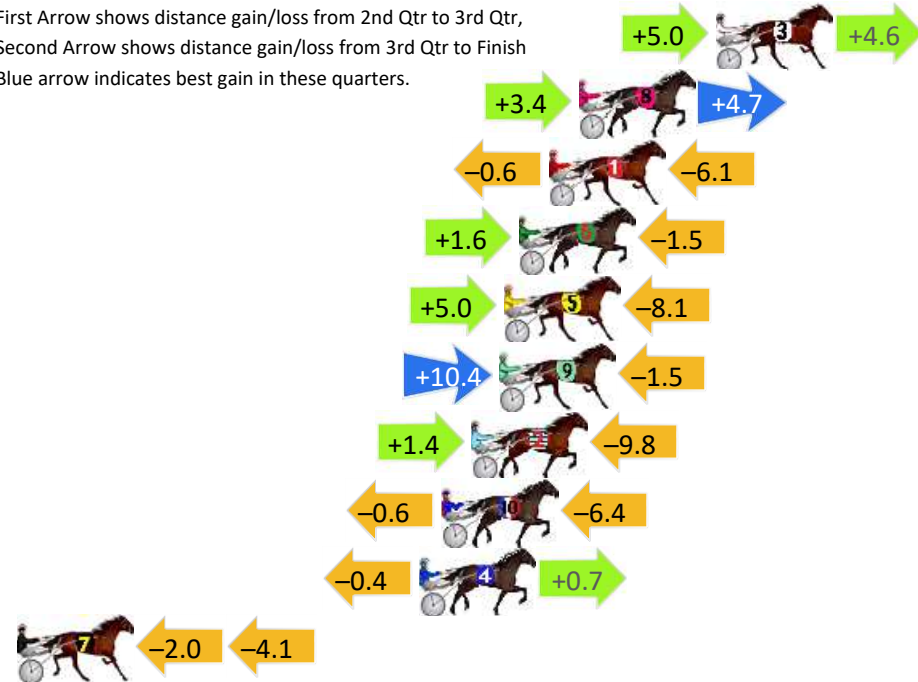
Gross Time: 2:35.00 MileRate: 1:58.70 LeadTime: 34.40s First Qtr: 29.80s Second Qtr: 31.40s Third Qtr: 29.60s Fourth Qtr: 29.80s

DATA TABLE: 800 / 400 Posi's are position from leader and (how wide the horse was at that position)

No	Horse	Plc	Mar	800 Posi	400 Posi	Time	3rd Qtr	4th Qt
3	HEAVENS BADGIRL	1	0.0m	9.6m (1)	4.6m (2)	2:35.00	29.23s	29.46s
8	SIX AGAIN	2	5.5m	13.6m (1)	10.2m (1)	2:35.43	29.35s	29.45s
1	THANKS BE TO GOD	3	6.7m	0.0m (0)	0.6m (0)	2:35.52	29.64s	30.25s
6	ROMERO	4	7.9m	8.0m (0)	6.4m (0)	2:35.62	29.48s	29.91s
5	FIRESTORM RED	5	8.5m	5.4m (1)	0.4m (2)	2:35.66	29.23s	30.40s
9	WAVES OF CHANCE	6	8.7m	17.6m (1)	7.2m (3)	2:35.68	28.83s	29.91s
2	KEAYANG JIGSAW	7	9.8m	1.4m (1)	0.0m (1)	2:35.77	29.49s	30.53s
10	VAMOS	8	11.0m	4.0m (0)	4.6m (1)	2:35.86	29.64s	30.27s
4	KICKATINALONGPONY	9	11.9m	12.2m (0)	12.6m (0)	2:35.93	29.63s	29.75s
7	NO ALIBI	10	38.1m	32.0m (0)	34.0m (0)	2:37.97	29.75s	30.10s

Finish Position and metres gained

First Arrow shows distance gain/loss from 2nd Qtr to 3rd Qtr,
Second Arrow shows distance gain/loss from 3rd Qtr to Finish
Blue arrow indicates best gain in these quarters.



Young Race 6 Distance 1720m

Tuesday, 23 December 2025

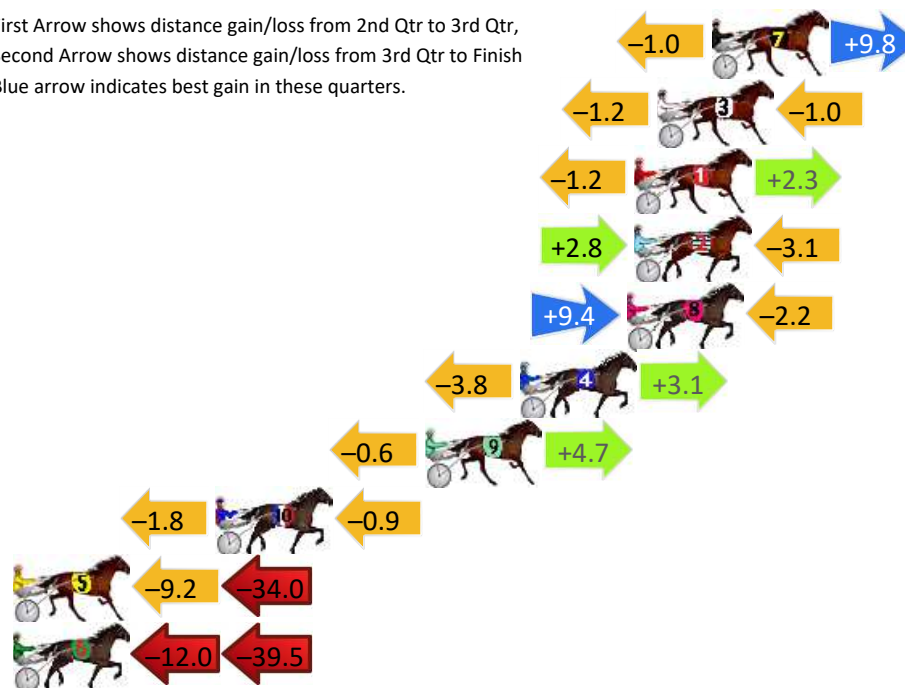
Gross Time: 2:06.40 MileRate: 1:58.30 LeadTime: 6.40s First Qtr: 29.20s Second Qtr: 30.50s Third Qtr: 29.80s Fourth Qtr: 30.50s

DATA TABLE: 800 / 400 Posi's are position from leader and (how wide the horse was at that position)

No	Horse	Plc	Mar	800 Posi	400 Posi	Time	3rd Qtr	4th Qt
7	RACING RAY	1	0.0m	8.8m (0)	9.8m (0)	2:06.40	29.88s	29.76s
3	TULHURST CHASE	2	2.2m	0.0m (0)	1.2m (0)	2:06.58	29.89s	30.58s
1	RYKER	3	3.1m	4.2m (0)	5.4m (0)	2:06.65	29.89s	30.33s
2	GOOD TALK	3	3.1m	2.8m (2)	0.0m (1)	2:06.65	29.59s	30.74s
8	JAKRYAN	5	3.4m	10.6m (2)	1.2m (2)	2:06.67	29.09s	30.67s
4	SASSY MIA	6	7.7m	7.0m (1)	10.8m (2)	2:07.01	30.09s	30.26s
9	SOCIAL STATUS	7	11.5m	15.6m (1)	16.2m (1)	2:07.32	29.85s	30.14s
10	TATTS REASON	8	19.9m	17.2m (0)	19.0m (2)	2:07.99	29.93s	30.57s
5	SWEET BELLA ROSA	9	46.2m	3.0m (1)	12.2m (1)	2:10.09	30.46s	33.08s
6	GLOBAL GODDESS	10	64.3m	12.8m (0)	24.8m (0)	2:11.53	30.67s	33.50s

Finish Position and metres gained

First Arrow shows distance gain/loss from 2nd Qtr to 3rd Qtr, Second Arrow shows distance gain/loss from 3rd Qtr to Finish Blue arrow indicates best gain in these quarters.



800

Visual positions in race at 2nd Quarter



400

Visual positions in race at 3rd Quarter



Powered by



Harness Analyser

Sectional Analysis Software

Not just form | Free Trial

www.facebook.com/PJHarnessRacing



RISE Digital, Harness Racing Australia nor the provider accepts any responsibility for the completeness or accuracy of any of the information contained herein, and makes no representations about its suitability for any particular purpose. Users should make their own judgements about those matters and/or seek independent advice. You assume all risks associated with use of data provided on this page

Young Race 7 Distance 1720m

Tuesday, 23 December 2025


Gross Time: 2:06.90 MileRate: 1:58.70 LeadTime: 6.40s First Qtr: 29.50s Second Qtr: 31.90s Third Qtr: 29.30s Fourth Qtr: 29.80s

DATA TABLE: 800 / 400 Posi's are position from leader and (how wide the horse was at that position)

No	Horse	Plc	Mar	800 Posi	400 Posi	Time	3rd Qtr	4th Qt
7	IDEAL TAO	1	0.0m	4.0m (0)	4.0m (0)	2:06.90	29.30s	29.50s
3	SHAKEN SANDS	2	1.4m	0.0m (0)	0.0m (0)	2:07.01	29.30s	29.90s
8	BETTERTHANTHEBOYZ	3	4.8m	9.8m (1)	8.8m (2)	2:07.27	29.23s	29.50s
4	GLAMOUR FOX	4	5.6m	14.2m (1)	14.0m (1)	2:07.34	29.29s	29.18s
5	CATCH THE SHARK	5	10.5m	1.2m (1)	2.0m (1)	2:07.72	29.35s	30.43s
9	OAK RIDGE	6	10.7m	18.2m (1)	16.8m (2)	2:07.74	29.20s	29.35s
2	GOODTIME JAZZI	7	13.1m	5.8m (1)	8.8m (1)	2:07.92	29.52s	30.12s
10	SOLVE THE CRIME	8	17.2m	15.0m (0)	19.0m (1)	2:08.24	29.59s	29.67s
1	THE DOME	9	23.1m	23.8m (1)	27.0m (1)	2:08.70	29.54s	29.51s
6	THE LURKER	10	35.8m	10.8m (0)	20.6m (0)	2:09.70	30.01s	30.93s


Finish Position and metres gained

First Arrow shows distance gain/loss from 2nd Qtr to 3rd Qtr,
Second Arrow shows distance gain/loss from 3rd Qtr to Finish
Blue arrow indicates best gain in these quarters.



800

Visual positions in race at 2nd Quarter



400

Visual positions in race at 3rd Quarter



Powered by



Harness Analyser

Sectional Analysis Software

Not just form | Free Trial

www.facebook.com/PJHarnessRacing



RISE Digital, Harness Racing Australia nor the provider accepts any responsibility for the completeness or accuracy of any of the information contained herein, and makes no representations about its suitability for any particular purpose. Users should make their own judgements about those matters and/or seek independent advice. You assume all risks associated with use of data provided on this page

Young Race 8 Distance 1720m

Tuesday, 23 December 2025


Gross Time: 2:08.70 MileRate: 2:00.40 LeadTime: 6.30s First Qtr: 29.40s Second Qtr: 33.70s Third Qtr: 30.50s Fourth Qtr: 28.80s

DATA TABLE: 800 / 400 Posi's are position from leader and (how wide the horse was at that position)

NoHorse	Plc	Mar	800 Posi	400 Posi	Time	3rd Qtr	4th Qt
9 FEDAHL	1	0.0m	14.4m (1)	3.6m (2)	2:08.70	29.70s	28.54s
6 SATELLITE ART	2	2.4m	2.0m (1)	1.0m (1)	2:08.88	30.43s	28.90s
4 STUDLEIGH SANDY	3	5.0m	6.2m (1)	5.4m (1)	2:09.08	30.44s	28.77s
1 STAYSEA	4	6.7m	4.0m (0)	4.8m (0)	2:09.21	30.56s	28.94s
2 OFFICIAL VIEW	5	7.9m	14.2m (0)	14.4m (0)	2:09.30	30.50s	28.33s
7 KIRPHILBRI	6	12.1m	9.4m (0)	9.4m (0)	2:09.61	30.51s	28.99s
8 BIG FROST	7	14.8m	10.2m (1)	9.8m (2)	2:09.82	30.48s	29.16s
3 OUR PURPLE PEARL	8	14.9m	0.0m (0)	0.0m (0)	2:09.83	30.53s	29.87s
10 KEPT FOR A REASON	9	25.9m	18.8m (1)	18.6m (1)	2:10.66	30.50s	29.32s
11 MADDIE	10	63.1m	18.8m (0)	28.0m (0)	2:13.47	31.25s	31.31s


Finish Position and metres gained

First Arrow shows distance gain/loss from 2nd Qtr to 3rd Qtr, Second Arrow shows distance gain/loss from 3rd Qtr to Finish Blue arrow indicates best gain in these quarters.



800

Visual positions in race at 2nd Quarter



400

Visual positions in race at 3rd Quarter



Powered by



Harness Analyser

Sectional Analysis Software

Not just form | Free Trial

www.facebook.com/PJHarnessRacing



RISE Digital, Harness Racing Australia nor the provider accepts any responsibility for the completeness or accuracy of any of the information contained herein, and makes no representations about its suitability for any particular purpose. Users should make their own judgements about those matters and/or seek independent advice. You assume all risks associated with use of data provided on this page

Young Race 9 Distance 1720m

Tuesday, 23 December 2025

Gross Time: 2:07.60 MileRate: 1:59.40 LeadTime: 6.40s First Qtr: 29.40s Second Qtr: 32.40s Third Qtr: 29.80s Fourth Qtr: 29.60s

DATA TABLE: 800 / 400 Posi's are position from leader and (how wide the horse was at that position)

NoHorse	Plc	Mar	800 Posi	400 Posi	Time	3rd Qtr	4th Qt
5 HESKOALATEE	1	0.0m	12.0m (1)	8.2m (1)	2:07.60	29.52s	29.00s
10 VALENTINI	2	2.4m	6.6m (1)	4.2m (1)	2:07.79	29.62s	29.47s
1 FLEXI BET	3	4.1m	0.0m (0)	0.4m (0)	2:07.92	29.83s	29.87s
3 SPREAD THE FEAR	4	5.2m	4.4m (0)	4.4m (0)	2:08.00	29.80s	29.66s
2 ONE HORN BILLY	5	5.9m	8.8m (0)	8.6m (0)	2:08.06	29.78s	29.40s
4 CRACKER MISS	6	12.6m	1.2m (1)	0.0m (1)	2:08.58	29.71s	30.53s
9 DIDNT I	7	17.4m	13.8m (0)	13.0m (1)	2:08.95	29.74s	29.92s
7 ARKLOW	8	225.1m	160.0m (0)	190.0m (0)	2:25.06	32.02s	32.18s

Finish Position and metres gained

First Arrow shows distance gain/loss from 2nd Qtr to 3rd Qtr,
Second Arrow shows distance gain/loss from 3rd Qtr to Finish
Blue arrow indicates best gain in these quarters.

