

# Penrith Race 1 Distance 1720m

Wednesday, 24 December 2025



Gross Time: 2:02.20 MileRate: 1:54.40 LeadTime: 7.20s First Qtr: 29.10s Second Qtr: 29.30s Third Qtr: 28.50s Fourth Qtr: 28.10s

DATA TABLE: 800 / 400 Posi's are position from leader and (how wide the horse was at that position)


No	Horse	Plc	Mar	800 Posi	400 Posi	Time	3rd Qtr	4th Qt
3	PALATINO	1	0.0m	0.0m (0)	0.0m (0)	2:02.20	28.50s	28.10s
2	THE BEST OF YOU	2	4.6m	4.0m (0)	4.0m (0)	2:02.54	28.50s	28.16s
1	CROWN MOJO	3	9.7m	7.9m (0)	8.5m (0)	2:02.92	28.54s	28.22s
9	SURF ACE	4	12.9m	10.2m (1)	5.7m (2)	2:03.15	28.18s	28.65s
7	IDEAL REDEMPTION	5	13.2m	11.9m (0)	9.7m (1)	2:03.17	28.34s	28.39s
10	WHEREISHE	6	17.3m	14.1m (1)	10.0m (2)	2:03.48	28.20s	28.68s
8	HOT CRUISE CONTROL	7	19.2m	6.2m (1)	1.7m (1)	2:03.62	28.18s	29.40s
4	JAKCAM FLYER	8	20.6m	1.7m (1)	5.1m (1)	2:03.72	28.74s	29.26s
6	MICHAEL CAINE	9	280.0m	158.7m (0)	184.8m (0)	2:22.88	30.26s	35.78s

## Finish Position and metres gained

First Arrow shows distance gain/loss from 2nd Qtr to 3rd Qtr,  
Second Arrow shows distance gain/loss from 3rd Qtr to Finish  
Blue arrow indicates best gain in these quarters.



Visual positions in race at 2nd Quarter



Visual positions in race at 3rd Quarter

# Penrith Race 2 Distance 1720m

Wednesday, 24 December 2025


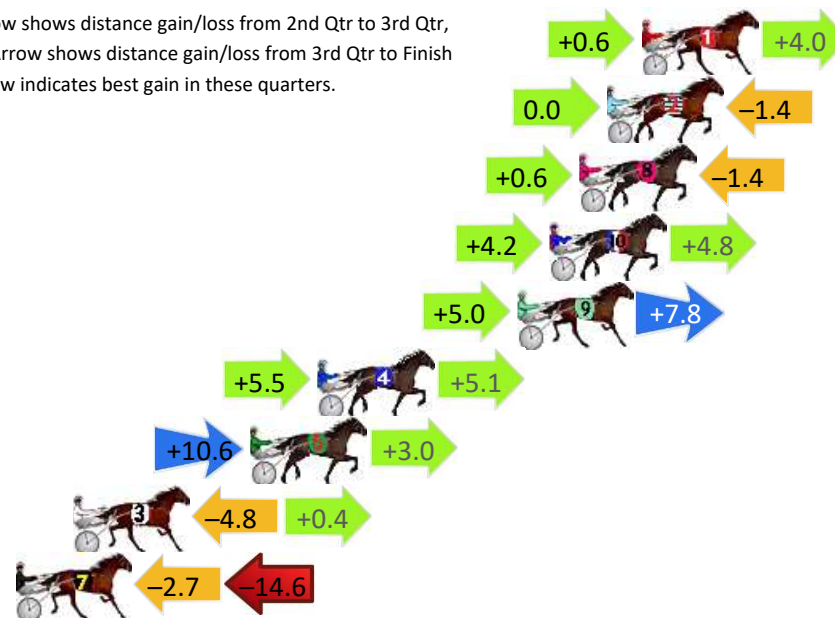
Gross Time: 2:03.70 MileRate: 1:55.70 LeadTime: 7.70s First Qtr: 30.80s Second Qtr: 28.40s Third Qtr: 28.00s Fourth Qtr: 28.80s

DATA TABLE: 800 / 400 Posi's are position from leader and (how wide the horse was at that position)

No	Horse	Plc	Mar	800 Posi	400 Posi	Time	3rd Qtr	4th Qt
1	HOMEBOUND	1	0.0m	4.6m (0)	4.0m (0)	2:03.70	27.96s	28.52s
2	FORESIGHT	2	1.4m	0.0m (0)	0.0m (0)	2:03.81	28.00s	28.91s
8	KATES VIRTUE	3	2.5m	1.7m (1)	1.1m (1)	2:03.89	27.96s	28.91s
10	HEAVENLY REASON	4	3.7m	12.7m (0)	8.5m (0)	2:03.98	27.72s	28.48s
9	RUEBE STARBUCK	5	5.0m	17.8m (0)	12.8m (0)	2:04.08	27.66s	28.28s
4	EBBONY STORM	6	13.0m	23.6m (1)	18.1m (1)	2:04.68	27.64s	28.50s
6	KISS ME MINI	7	15.7m	29.3m (1)	18.7m (2)	2:04.89	27.28s	28.67s
3	WOODLEA BEAVER	8	22.8m	18.4m (1)	23.2m (1)	2:05.42	28.36s	28.88s
7	SPEED DIAL	9	25.1m	7.8m (1)	10.5m (1)	2:05.60	28.20s	29.96s

## Finish Position and metres gained

First Arrow shows distance gain/loss from 2nd Qtr to 3rd Qtr,  
Second Arrow shows distance gain/loss from 3rd Qtr to Finish  
Blue arrow indicates best gain in these quarters.



# Penrith Race 3 Distance 1720m

Wednesday, 24 December 2025

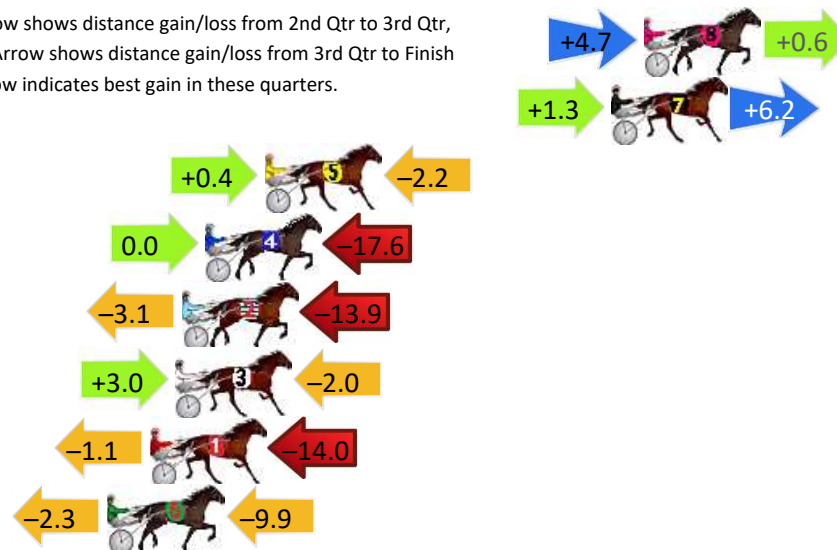
Gross Time: 2:02.30 MileRate: 1:54.40 LeadTime: 7.10s First Qtr: 30.30s Second Qtr: 29.20s Third Qtr: 27.60s Fourth Qtr: 28.10s

DATA TABLE: 800 / 400 Posi's are position from leader and (how wide the horse was at that position)

NoHorse	Plc	Mar	800 Posi	400 Posi	Time	3rd Qtr	4th Qt
8 TIGER PRINCE	1	0.0m	5.3m (1)	0.6m (1)	2:02.30	27.28s	28.06s
7 DESTINY STRIDE	2	1.3m	8.8m (0)	7.5m (2)	2:02.40	27.52s	27.68s
5 STORMTIDE	3	15.2m	13.4m (0)	13.0m (1)	2:03.42	27.58s	28.32s
4 BARNSTORMER	4	17.6m	0.0m (0)	0.0m (0)	2:03.60	27.60s	29.40s
2 HARRYHOO	5	18.5m	1.5m (1)	4.6m (1)	2:03.67	27.82s	29.15s
3 THE TAX COLLECTOR	6	18.8m	19.8m (0)	16.8m (0)	2:03.69	27.40s	28.33s
1 LOOKIN GOOD MARGIE	7	19.8m	4.7m (0)	5.8m (0)	2:03.76	27.68s	29.16s
6 CAPTAIN BLOOD	8	21.5m	9.3m (1)	11.6m (2)	2:03.89	27.76s	28.89s

## Finish Position and metres gained

First Arrow shows distance gain/loss from 2nd Qtr to 3rd Qtr, Second Arrow shows distance gain/loss from 3rd Qtr to Finish Blue arrow indicates best gain in these quarters.



Visual positions in race at 2nd Quarter



Visual positions in race at 3rd Quarter



Powered by



Harness Analyser

Sectional Analysis Software

Not just form | Free Trial

[www.facebook.com/PJHarnessRacing](http://www.facebook.com/PJHarnessRacing)



RISE Digital, Harness Racing Australia nor the provider accepts any responsibility for the completeness or accuracy of any of the information contained herein, and makes no representations about its suitability for any particular purpose. Users should make their own judgements about those matters and/or seek independent advice. You assume all risks associated with use of data provided on this page

# Penrith Race 4 Distance 2125m

Wednesday, 24 December 2025



Gross Time: 2:33.50 MileRate: 1:56.20 LeadTime: 35.60s First Qtr: 30.90s Second Qtr: 29.20s Third Qtr: 29.20s Fourth Qtr: 28.60s

DATA TABLE: 800 / 400 Posi's are position from leader and (how wide the horse was at that position)

NoHorse	Plc	Mar	800 Posi	400 Posi	Time	3rd Qtr	4th Qt
4 GIMME A REASON	1	0.0m	10.5m (1)	1.1m (2)	2:33.50	28.52s	28.52s
9 OURTREACHEROUS REIGN	2	3.0m	2.8m (1)	0.0m (1)	2:33.73	29.00s	28.83s
8 RAYS REDEMPTION	3	14.8m	14.9m (1)	7.8m (2)	2:34.61	28.68s	29.15s
6 ADMIRABLE	4	20.1m	16.8m (0)	11.7m (1)	2:35.01	28.82s	29.27s
2 DESIDERIO	5	25.3m	8.0m (0)	11.1m (0)	2:35.40	29.42s	29.70s
3 GOODTIME BRAVO	6	26.2m	6.6m (1)	6.7m (1)	2:35.47	29.20s	30.09s
7 PELIGROSO	7	29.4m	12.7m (0)	16.2m (0)	2:35.71	29.44s	29.65s
10 ITS DOWN TO DIGGER	8	38.9m	19.3m (1)	13.1m (2)	2:36.42	28.74s	30.58s
1 MADAZALWAYS	9	42.4m	3.9m (0)	6.7m (0)	2:36.68	29.40s	31.30s
5 CONSTANTINA	10	47.1m	0.0m (0)	2.2m (0)	2:37.04	29.36s	31.98s

## Finish Position and metres gained

First Arrow shows distance gain/loss from 2nd Qtr to 3rd Qtr, Second Arrow shows distance gain/loss from 3rd Qtr to Finish  
Blue arrow indicates best gain in these quarters.





# Penrith Race 5 Distance 2125m

Wednesday, 24 December 2025



Gross Time: 2:33.10 MileRate: 1:55.90 LeadTime: 37.30s First Qtr: 30.40s Second Qtr: 29.30s Third Qtr: 28.20s Fourth Qtr: 27.90s

DATA TABLE: 800 / 400 Posi's are position from leader and (how wide the horse was at that position)

No	Horse	Plc	Mar	800 Posi	400 Posi	Time	3rd Qtr	4th Qt
4	LETS TURN IT ON	1	0.0m	0.0m (0)	0.0m (0)	2:33.10	28.20s	27.90s
9	RAGING WHITEBAIT	2	6.3m	10.9m (1)	4.0m (2)	2:33.56	27.72s	28.08s
1	CHARLIES ACE	3	17.6m	8.0m (0)	8.0m (0)	2:34.39	28.20s	28.63s
3	THE GREEK GENERAL	4	18.6m	4.0m (0)	4.0m (0)	2:34.46	28.20s	28.98s
6	JALANEEL	5	18.9m	15.4m (1)	9.2m (2)	2:34.49	27.76s	28.65s
8	ALTA SIERRA	6	19.4m	6.9m (1)	2.3m (1)	2:34.52	27.88s	29.16s
5	GIPSY PRINCESS	7	22.7m	17.4m (0)	16.1m (1)	2:34.77	28.10s	28.45s
7	KING TIGER	8	23.9m	13.1m (0)	13.2m (0)	2:34.85	28.20s	28.73s
2	PORT AU PRINCE	9	26.8m	2.3m (1)	8.0m (1)	2:35.07	28.60s	29.31s

## Finish Position and metres gained

First Arrow shows distance gain/loss from 2nd Qtr to 3rd Qtr,  
Second Arrow shows distance gain/loss from 3rd Qtr to Finish  
Blue arrow indicates best gain in these quarters.



800

Visual positions in race at 2nd Quarter



400

Visual positions in race at 3rd Quarter



Powered by



Harness Analyser

Sectional Analysis Software

Not just form | Free Trial

[www.facebook.com/PJHarnessRacing](http://www.facebook.com/PJHarnessRacing)



RISE Digital, Harness Racing Australia nor the provider accepts any responsibility for the completeness or accuracy of any of the information contained herein, and makes no representations about its suitability for any particular purpose. Users should make their own judgements about those matters and/or seek independent advice. You assume all risks associated with use of data provided on this page

# Penrith Race 6 Distance 2125m

Wednesday, 24 December 2025

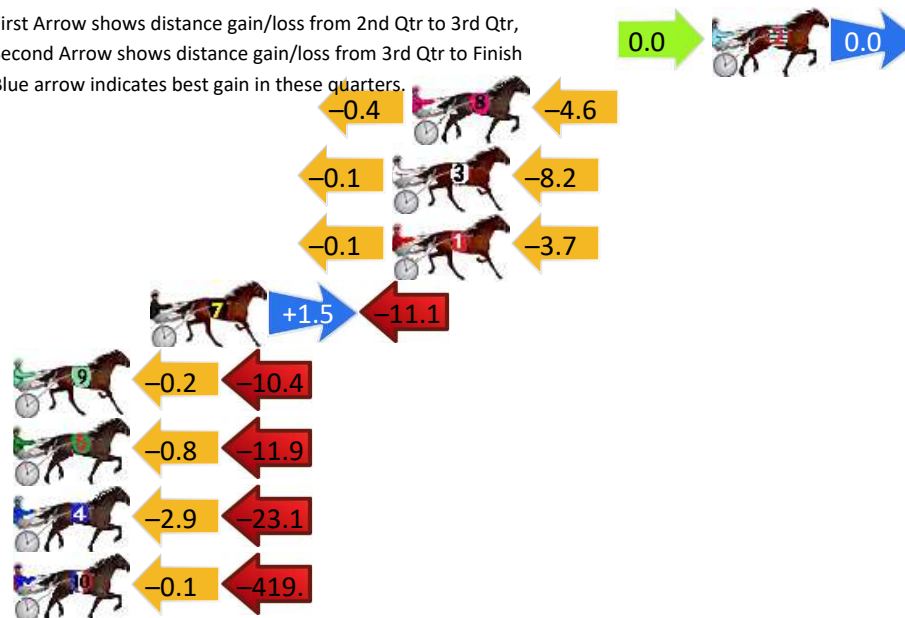
Gross Time: 2:37.60 MileRate: 1:59.30 LeadTime: 38.50s First Qtr: 32.10s Second Qtr: 30.60s Third Qtr: 28.60s Fourth Qtr: 27.80s

DATA TABLE: 800 / 400 Posi's are position from leader and (how wide the horse was at that position)

NoHorse	Plc	Mar	800 Posi	400 Posi	Time	3rd Qtr	4th Qt
2 FOLLOW THE MONEY	1	0.0m	0.0m (0)	0.0m (0)	2:37.60	28.60s	27.80s
8 ZAYNES TIGER	2	12.0m	7.0m (1)	7.4m (2)	2:38.48	28.62s	28.16s
3 NEED FOUR SPEED	3	12.8m	4.5m (0)	4.6m (0)	2:38.54	28.60s	28.42s
1 JILLIBY TOMCAT	4	12.8m	9.0m (0)	9.1m (0)	2:38.54	28.60s	28.10s
7 LOCKITINEDDY	5	22.5m	12.9m (0)	11.4m (1)	2:39.25	28.48s	28.65s
9 TOMMYS LUCK	6	28.1m	17.5m (0)	17.7m (0)	2:39.65	28.60s	28.61s
6 IMA SHINKANSEN	7	28.5m	15.8m (1)	16.6m (1)	2:39.68	28.64s	28.72s
4 ROSES ARE BEST	8	28.8m	2.8m (1)	5.7m (1)	2:39.71	28.80s	29.51s
10 VILLAROCK	9	430.6m	11.3m (1)	11.4m (2)	3:09.08	28.60s	58.48s

## Finish Position and metres gained

First Arrow shows distance gain/loss from 2nd Qtr to 3rd Qtr,  
Second Arrow shows distance gain/loss from 3rd Qtr to Finish  
Blue arrow indicates best gain in these quarters.



800

Visual positions in race at 2nd Quarter



400

Visual positions in race at 3rd Quarter



Powered by



Harness Analyser

Sectional Analysis Software

Not just form | Free Trial

www.facebook.com/PJHarnessRacing



RISE Digital, Harness Racing Australia nor the provider accepts any responsibility for the completeness or accuracy of any of the information contained herein, and makes no representations about its suitability for any particular purpose. Users should make their own judgements about those matters and/or seek independent advice. You assume all risks associated with use of data provided on this page

# Penrith Race 7 Distance 2125m

Wednesday, 24 December 2025


Gross Time: 2:36.90 MileRate: 1:58.80 LeadTime: 37.60s First Qtr: 31.40s Second Qtr: 29.40s Third Qtr: 29.20s Fourth Qtr: 29.30s

DATA TABLE: 800 / 400 Posi's are position from leader and (how wide the horse was at that position)

No	Horse	Plc	Mar	800 Posi	400 Posi	Time	3rd Qtr	4th Qt
4	BLISSES BEST	1	0.0m	8.6m (1)	8.5m (2)	2:36.90	29.20s	28.68s
9	MIZZ ADELE	2	15.7m	23.2m (1)	12.7m (3)	2:38.11	28.44s	29.59s
3	DYNAMITES BEST	3	15.9m	4.4m (0)	5.0m (1)	2:38.12	29.24s	30.16s
2	KINGSTON RAINBOW	4	16.0m	14.3m (1)	12.7m (2)	2:38.13	29.08s	29.61s
6	PETES BIG JIM	5	20.1m	4.4m (1)	4.4m (2)	2:38.44	29.20s	30.52s
5	A VAPAR STORM	6	20.5m	0.0m (1)	0.0m (1)	2:38.48	29.20s	30.88s
8	ETERNAL GOLD	7	20.6m	18.7m (1)	11.0m (1)	2:38.48	28.64s	30.08s
10	LILS NIGHTMARE	8	21.1m	13.2m (0)	11.0m (0)	2:38.52	29.04s	30.12s
1	OGEDIE	9	28.1m	0.6m (0)	1.1m (0)	2:39.06	29.24s	31.38s
7	AGIFTFROMTHEANGELS	10	29.0m	8.8m (0)	6.9m (0)	2:39.13	29.06s	31.03s

## Finish Position and metres gained

First Arrow shows distance gain/loss from 2nd Qtr to 3rd Qtr, Second Arrow shows distance gain/loss from 3rd Qtr to Finish  
Blue arrow indicates best gain in these quarters



Visual positions in race at 2nd Quarter

800



Visual positions in race at 3rd Quarter

400

# Penrith Race 8 Distance 2125m

Wednesday, 24 December 2025


Gross Time: 2:36.60 MileRate: 1:58.60 LeadTime: 38.60s First Qtr: 30.90s Second Qtr: 30.30s Third Qtr: 28.40s Fourth Qtr: 28.40s

DATA TABLE: 800 / 400 Posi's are position from leader and (how wide the horse was at that position)

No	Horse	Plc	Mar	800 Posi	400 Posi	Time	3rd Qtr	4th Qt
5	ELLY LOU	1	0.0m	0.0m (0)	0.0m (0)	2:36.60	28.40s	28.40s
2	GO TESS GO	2	13.0m	4.0m (0)	4.0m (0)	2:37.57	28.40s	29.09s
7	LAST LEXUS	3	14.7m	14.5m (1)	14.2m (2)	2:37.70	28.38s	28.50s
6	DYNAMITE DANNI	4	19.6m	5.7m (1)	7.4m (1)	2:38.06	28.52s	29.34s
1	TORA	5	20.9m	9.1m (0)	9.9m (0)	2:38.16	28.46s	29.26s
4	BEYONDREASON	6	27.5m	18.7m (0)	21.0m (1)	2:38.65	28.56s	28.97s
9	JANELLE MAY	7	31.2m	1.1m (1)	2.8m (1)	2:38.93	28.52s	30.53s
8	MY FRIEND MOLLY	8	36.5m	10.2m (1)	14.2m (1)	2:39.32	28.68s	30.12s
3	ULTIMATE WAHINI	9	45.9m	13.6m (0)	16.4m (0)	2:40.02	28.60s	30.66s

## Finish Position and metres gained

First Arrow shows distance gain/loss from 2nd Qtr to 3rd Qtr,  
Second Arrow shows distance gain/loss from 3rd Qtr to Finish  
Blue arrow indicates best gain in these quarters.



Visual positions in race at 2nd Quarter



Visual positions in race at 3rd Quarter



Powered by  
**PJ**

**Harness Analyser**

Sectional Analysis Software  
Not just form | Free Trial

[www.facebook.com/PJHarnessRacing](http://www.facebook.com/PJHarnessRacing)



RISE Digital, Harness Racing Australia nor the provider accepts any responsibility for the completeness or accuracy of any of the information contained herein, and makes no representations about its suitability for any particular purpose. Users should make their own judgements about those matters and/or seek independent advice. You assume all risks associated with use of data provided on this page