

Bathurst Race 1 Distance 1730m

Friday, 26 December 2025


Gross Time: 2:03.90 MileRate: 1:55.20 LeadTime: 8.50s First Qtr: 28.30s Second Qtr: 29.60s Third Qtr: 27.70s Fourth Qtr: 29.80s

DATA TABLE: 800 / 400 Posi's are position from leader and (how wide the horse was at that position)

NoHorse	Plc	Mar	800 Posi	400 Posi	Time	3rd Qtr	4th Qt
5 JOANS RISING STAR	1	0.0m	0.0m (0)	0.0m (0)	2:03.90	27.70s	29.80s
10 SHAZADELE	2	6.7m	12.6m (1)	13.2m (0)	2:04.42	27.76s	29.32s
4 WAT EVER YOU NEED	3	8.3m	4.0m (0)	4.0m (0)	2:04.55	27.69s	30.12s
6 LUCKY PUNT	4	13.1m	8.4m (1)	9.2m (0)	2:04.92	27.75s	30.09s
9 THE ROGUE I AM	5	17.9m	17.0m (0)	21.8m (2)	2:05.30	28.05s	29.51s
2 LAYLA SHANNON	6	21.3m	13.0m (0)	19.4m (1)	2:05.56	28.15s	29.94s
8 SHEVCHENKO	7	23.5m	16.6m (1)	15.4m (1)	2:05.73	27.59s	30.40s
7 TIME TO TORQUE	8	39.1m	4.0m (1)	10.4m (1)	2:06.95	28.08s	31.93s
3 REGALITY	9	94.8m	8.8m (0)	22.8m (0)	2:11.30	28.51s	35.13s

Finish Position and metres gained

First Arrow shows distance gain/loss from 2nd Qtr to 3rd Qtr,
Second Arrow shows distance gain/loss from 3rd Qtr to Finish
Blue arrow indicates best gain in these quarters.



800

Visual positions in race at 2nd Quarter



400

Visual positions in race at 3rd Quarter



Powered by



Harness Analyser

Sectional Analysis Software

Not just form | Free Trial

www.facebook.com/PJHarnessRacing



RISE Digital, Harness Racing Australia nor the provider accepts any responsibility for the completeness or accuracy of any of the information contained herein, and makes no representations about its suitability for any particular purpose. Users should make their own judgements about those matters and/or seek independent advice. You assume all risks associated with use of data provided on this page

Bathurst Race 2 Distance 1730m

Friday, 26 December 2025

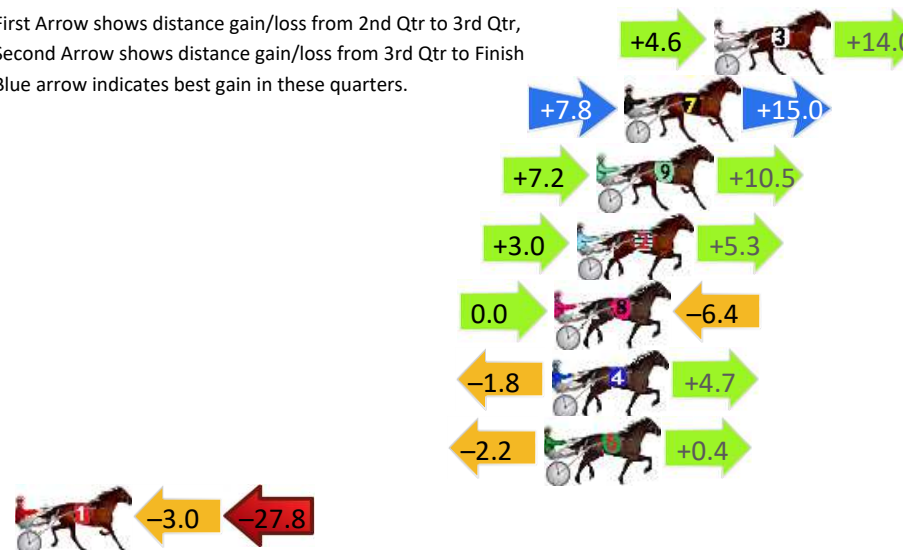
Gross Time: 2:02.60 MileRate: 1:54.00 LeadTime: 8.00s First Qtr: 27.60s Second Qtr: 30.10s Third Qtr: 27.20s Fourth Qtr: 29.70s

DATA TABLE: 800 / 400 Posi's are position from leader and (how wide the horse was at that position)

No	Horse	Plc	Mar	800 Posi	400 Posi	Time	3rd Qtr	4th Qt
3	GRAYSON RED	1	0.0m	18.6m (0)	14.0m (2)	2:02.60	26.92s	28.67s
7	POSH FELLA	2	3.6m	26.4m (0)	18.6m (1)	2:02.88	26.69s	28.59s
9	FIRESTORM RED	3	4.7m	22.4m (0)	15.2m (0)	2:02.97	26.72s	28.92s
2	SOMETHING FOR LEXY	4	5.5m	13.8m (0)	10.8m (1)	2:03.03	27.00s	29.31s
8	ALWAYS THUNDER	5	6.4m	0.0m (0)	0.0m (0)	2:03.10	27.18s	30.17s
4	FLIPTOP BOTTLESHOP	6	6.5m	9.4m (0)	11.2m (0)	2:03.11	27.34s	29.35s
6	TENMINUTES	7	6.8m	5.0m (0)	7.2m (0)	2:03.13	27.36s	29.67s
1	RIKIBREAL	8	53.4m	22.6m (1)	25.6m (0)	2:06.76	27.33s	31.75s

Finish Position and metres gained

First Arrow shows distance gain/loss from 2nd Qtr to 3rd Qtr,
Second Arrow shows distance gain/loss from 3rd Qtr to Finish
Blue arrow indicates best gain in these quarters.



800

Visual positions in race at 2nd Quarter



400

Visual positions in race at 3rd Quarter



Powered by



Harness Analyser

Sectional Analysis Software

Not just form | Free Trial

www.facebook.com/PJHarnessRacing



RISE Digital, Harness Racing Australia nor the provider accepts any responsibility for the completeness or accuracy of any of the information contained herein, and makes no representations about its suitability for any particular purpose. Users should make their own judgements about those matters and/or seek independent advice. You assume all risks associated with use of data provided on this page

Bathurst Race 3 Distance 2260m

Friday, 26 December 2025

Gross Time: 2:45.00

MileRate: 1:57.50

LeadTime: 49.00s

First Qtr: 30.90s

Second Qtr: 29.40s

Third Qtr: 27.80s

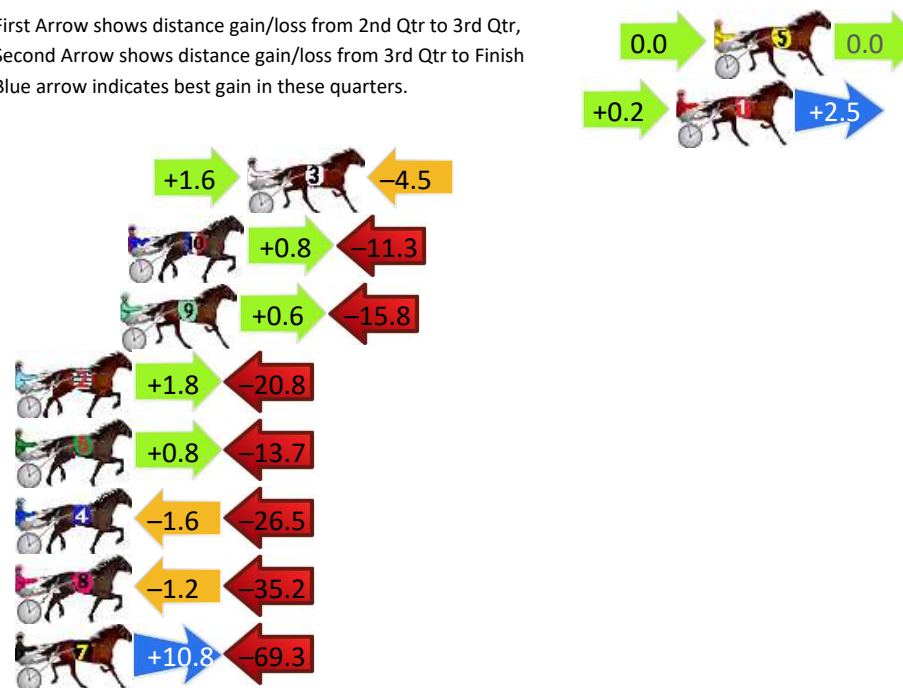
Fourth Qtr: 27.90s

DATA TABLE: 800 / 400 Posi's are position from leader and (how wide the horse was at that position)

No	Horse	Plc	Mar	800 Posi	400 Posi	Time	3rd Qtr	4th Qt
5	ERUPT STRIDE	1	0.0m	0.0m (0)	0.0m (0)	2:45.00	27.80s	27.90s
1	MIKI BE GOOD	2	1.5m	4.2m (0)	4.0m (0)	2:45.11	27.79s	27.73s
3	ONE FOR THE RODI	3	18.7m	15.8m (1)	14.2m (2)	2:46.37	27.69s	28.21s
10	WHERE'S THE GOLD	4	23.5m	13.0m (0)	12.2m (0)	2:46.72	27.74s	28.68s
9	SAINT VERAN	5	23.8m	8.6m (0)	8.0m (0)	2:46.75	27.76s	29.00s
2	PAS DE CHEVAL	6	30.8m	11.8m (1)	10.0m (2)	2:47.26	27.67s	29.34s
6	ART OF TERROR	7	33.1m	20.2m (1)	19.4m (1)	2:47.43	27.74s	28.85s
4	WORKS FOR ME	8	35.9m	7.8m (1)	9.4m (1)	2:47.63	27.91s	29.74s
8	BUDDY BRILLIANCE	9	39.4m	3.0m (1)	4.2m (1)	2:47.89	27.88s	30.34s
7	BAXTER RED	10	82.9m	24.4m (1)	13.6m (1)	2:51.08	27.04s	32.71s

Finish Position and metres gained

First Arrow shows distance gain/loss from 2nd Qtr to 3rd Qtr,
Second Arrow shows distance gain/loss from 3rd Qtr to Finish
Blue arrow indicates best gain in these quarters.



Visual positions in race at 2nd Quarter

800



Visual positions in race at 3rd Quarter

400



Powered by



Harness Analyser

Sectional Analysis Software

Not just form | Free Trial

www.facebook.com/PJHarnessRacing



RISE Digital, Harness Racing Australia nor the provider accepts any responsibility for the completeness or accuracy of any of the information contained herein, and makes no representations about its suitability for any particular purpose. Users should make their own judgements about those matters and/or seek independent advice. You assume all risks associated with use of data provided on this page

Bathurst Race 4 Distance 1730m

Friday, 26 December 2025


Gross Time: 2:03.10 MileRate: 1:54.60 LeadTime: 8.70s First Qtr: 28.40s Second Qtr: 30.50s Third Qtr: 27.20s Fourth Qtr: 28.30s

DATA TABLE: 800 / 400 Posi's are position from leader and (how wide the horse was at that position)

No	Horse	Plc	Mar	800 Posi	400 Posi	Time	3rd Qtr	4th Qt
6	BABY YOUR THE ONE	1	0.0m	0.0m (0)	0.0m (0)	2:03.10	27.20s	28.30s
5	CHANCEUX	2	2.8m	4.2m (0)	4.4m (0)	2:03.31	27.22s	28.19s
3	TRUE LOGIC	3	6.4m	6.8m (1)	8.0m (1)	2:03.58	27.28s	28.19s
4	OUR DANCE MONKEY	4	12.9m	14.8m (1)	16.6m (1)	2:04.06	27.33s	28.04s
7	THE LADY DIOR	5	20.2m	2.6m (1)	3.0m (1)	2:04.60	27.20s	29.51s
9	MILLI ME	6	22.7m	10.8m (1)	12.6m (1)	2:04.79	27.31s	29.01s
2	DEAR DARLING	7	32.7m	8.6m (0)	9.4m (0)	2:05.53	27.22s	29.94s
1	BETTOR BRILLIANCE	8	34.6m	13.0m (0)	21.6m (0)	2:05.67	27.78s	29.21s

Finish Position and metres gained

First Arrow shows distance gain/loss from 2nd Qtr to 3rd Qtr, Second Arrow shows distance gain/loss from 3rd Qtr to Finish
Blue arrow indicates best gain in these quarters.



800

Visual positions in race at 2nd Quarter



400

Visual positions in race at 3rd Quarter



Powered by



Harness Analyser

Sectional Analysis Software

Not just form | Free Trial

www.facebook.com/PJHarnessRacing



RISE Digital, Harness Racing Australia nor the provider accepts any responsibility for the completeness or accuracy of any of the information contained herein, and makes no representations about its suitability for any particular purpose. Users should make their own judgements about those matters and/or seek independent advice. You assume all risks associated with use of data provided on this page

Bathurst Race 5 Distance 2790m

Friday, 26 December 2025



Gross Time: 3:22.10 MileRate: 1:56.60 LeadTime: 85.00s First Qtr: 29.30s Second Qtr: 29.70s Third Qtr: 28.10s Fourth Qtr: 30.00s

DATA TABLE: 800 / 400 Posi's are position from leader and (how wide the horse was at that position)

No	Horse	Plc	Mar	800 Posi	400 Posi	Time	3rd Qtr	4th Qt
10	DONEGAL LUTHER	1	0.0m	25.2m (0)	10.6m (2)	3:22.10	27.07s	29.21s
13	CAPTAINS KNOCK	2	4.9m	0.0m (0)	0.0m (0)	3:22.49	28.09s	30.37s
14	SWAYZEE	3	5.9m	5.0m (1)	4.0m (1)	3:22.56	28.02s	30.14s
8	RIPP	4	19.2m	3.8m (0)	4.0m (0)	3:23.61	28.08s	31.13s
4	SMOOTH BUZZ	5	23.4m	10.2m (1)	8.4m (1)	3:23.94	27.93s	31.12s
3	CASSIUS DECK	6	28.4m	12.2m (0)	12.6m (0)	3:24.33	28.09s	31.18s
7	I BREAK THE LINE	7	34.5m	7.8m (0)	8.6m (0)	3:24.81	28.10s	31.93s
12	JORGE STREET	8	41.6m	37.0m (0)	24.4m (0)	3:25.37	27.15s	31.28s
9	OUR GEORGE BOSTON	9	41.6m	20.6m (0)	19.2m (0)	3:25.37	27.95s	31.67s
11	PETES SAID SO	10	47.0m	39.2m (1)	29.0m (0)	3:25.79	27.32s	31.34s
5	BETTER SHUSH	11	116.0m	35.2m (1)	45.0m (0)	3:31.22	28.64s	35.30s
6	HES CHIMING	12	267.8m	31.2m (1)	65.0m (0)	3:43.14	30.06s	45.12s

Finish Position and metres gained

First Arrow shows distance gain/loss from 2nd Qtr to 3rd Qtr, Second Arrow shows distance gain/loss from 3rd Qtr to Finish
Blue arrow indicates best gain in these quarters.



Bathurst Race 6 Distance 1730m

Friday, 26 December 2025

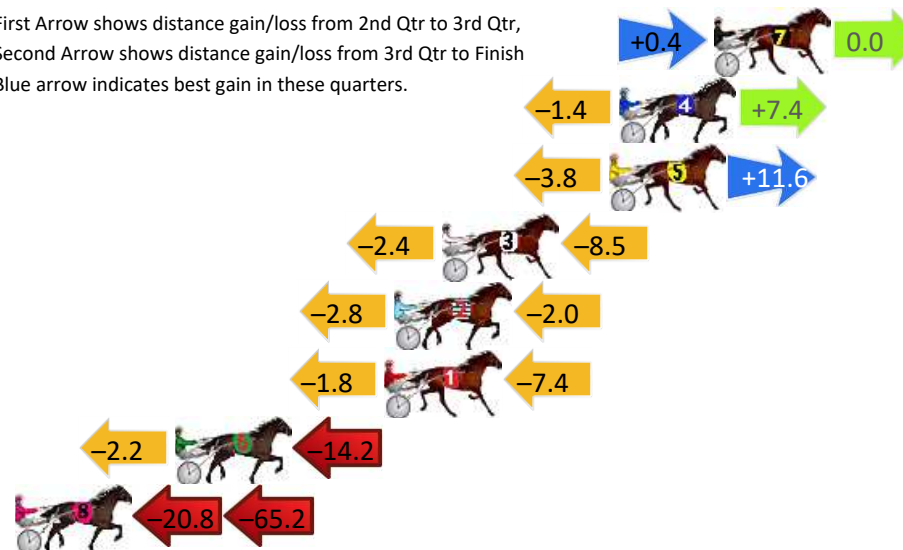
Gross Time: 2:04.30 MileRate: 1:55.70 LeadTime: 7.90s First Qtr: 27.50s Second Qtr: 30.10s Third Qtr: 28.40s Fourth Qtr: 30.40s

DATA TABLE: 800 / 400 Posi's are position from leader and (how wide the horse was at that position)

NoHorse	Plc	Mar	800 Posi	400 Posi	Time	3rd Qtr	4th Qt
7 DEMON BLUE	1	0.0m	0.4m (1)	0.0m (1)	2:04.30	28.37s	30.40s
4 SEVEN TEE TWO	2	3.8m	9.8m (1)	11.2m (3)	2:04.60	28.52s	29.84s
5 FLASH AZARAT	3	4.2m	12.0m (0)	15.8m (0)	2:04.63	28.71s	29.52s
3 GLENEAGLE RULER	4	10.9m	0.0m (0)	2.4m (0)	2:05.17	28.55s	31.04s
2 ACHY BREAKY ARK	5	12.8m	8.0m (0)	10.8m (0)	2:05.32	28.60s	30.55s
1 MAGNETIC STORM	6	13.2m	4.0m (0)	5.8m (1)	2:05.35	28.51s	30.96s
6 CAPTAIN BART	7	21.6m	5.2m (1)	7.4m (2)	2:06.02	28.53s	31.47s
8 SWEETKINDOFMAGI C	8	100.2m	14.2m (1)	35.0m (1)	2:12.27	29.76s	35.33s


Finish Position and metres gained

First Arrow shows distance gain/loss from 2nd Qtr to 3rd Qtr,
Second Arrow shows distance gain/loss from 3rd Qtr to Finish
Blue arrow indicates best gain in these quarters.



8
0
0

Visual positions in race at 2nd Quarter



4
0
0

Visual positions in race at 3rd Quarter



Powered by



Harness Analyser

Sectional Analysis Software

Not just form | Free Trial

www.facebook.com/PJHarnessRacing



RISE Digital, Harness Racing Australia nor the provider accepts any responsibility for the completeness or accuracy of any of the information contained herein, and makes no representations about its suitability for any particular purpose. Users should make their own judgements about those matters and/or seek independent advice. You assume all risks associated with use of data provided on this page

Bathurst Race 7 Distance 1730m

Friday, 26 December 2025



Gross Time: 2:05.80 MileRate: 1:57.10 LeadTime: 8.10s First Qtr: 28.30s Second Qtr: 30.90s Third Qtr: 29.40s Fourth Qtr: 29.10s

DATA TABLE: 800 / 400 Posi's are position from leader and (how wide the horse was at that position)

NoHorse	Plc	Mar	800 Posi	400 Posi	Time	3rd Qtr	4th Qt
5 SCRUFFY	1	0.0m	12.4m (0)	16.6m (0)	2:05.80	29.70s	27.90s
9 LETTUCE GO MIKI	2	0.2m	8.0m (1)	6.0m (1)	2:05.82	29.25s	28.68s
2 OURSURFINSAFARI	3	1.2m	4.0m (1)	1.4m (1)	2:05.89	29.21s	29.09s
7 YA RACIN ARLO	4	4.0m	16.2m (0)	20.8m (1)	2:06.11	29.73s	27.88s
6 ROSIE ROMANCE	5	4.1m	0.0m (0)	0.0m (0)	2:06.11	29.40s	29.40s
3 CHELSEAS GIRL	6	4.4m	12.2m (1)	11.4m (1)	2:06.14	29.34s	28.59s
8 TULHURST TIMMY	7	13.4m	16.4m (1)	16.6m (2)	2:06.82	29.41s	28.87s
4 TEARIN UP THE SAND	8	17.8m	8.4m (0)	12.6m (0)	2:07.16	29.71s	29.48s
1 LADY ROCKABELLUM	9	50.4m	4.2m (0)	8.2m (0)	2:09.65	29.71s	32.15s

Finish Position and metres gained

First Arrow shows distance gain/loss from 2nd Qtr to 3rd Qtr,
Second Arrow shows distance gain/loss from 3rd Qtr to Finish
Blue arrow indicates best gain in these quarters.



800

Visual positions in race at 2nd Quarter



400

Visual positions in race at 3rd Quarter



Powered by



Harness Analyser

Sectional Analysis Software

Not just form | Free Trial

www.facebook.com/PJHarnessRacing



RISE Digital, Harness Racing Australia nor the provider accepts any responsibility for the completeness or accuracy of any of the information contained herein, and makes no representations about its suitability for any particular purpose. Users should make their own judgements about those matters and/or seek independent advice. You assume all risks associated with use of data provided on this page

Bathurst Race 8 Distance 1730m

Friday, 26 December 2025

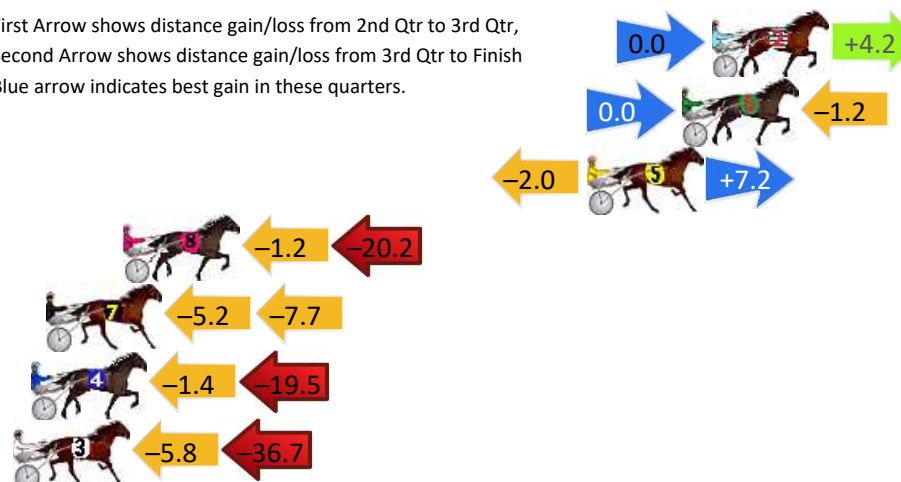
Gross Time: 2:04.20 MileRate: 1:55.50 LeadTime: 8.30s First Qtr: 29.20s Second Qtr: 29.80s Third Qtr: 27.60s Fourth Qtr: 29.30s

DATA TABLE: 800 / 400 Posi's are position from leader and (how wide the horse was at that position)

NoHorse	Plc	Mar	800 Posi	400 Posi	Time	3rd Qtr	4th Qt
2 WHITBYS DELIGHT	1	0.0m	4.2m (0)	4.2m (0)	2:04.20	27.61s	28.99s
6 ALLORNOTHINGLEVI	2	1.2m	0.0m (0)	0.0m (0)	2:04.29	27.60s	29.39s
5 ALWAYS LIGHTNING	3	5.0m	10.2m (1)	12.2m (1)	2:04.58	27.76s	28.78s
8 INDASKY	4	23.6m	2.2m (1)	3.4m (1)	2:06.01	27.64s	30.77s
7 JEWEL HEAVEN	5	26.7m	13.8m (0)	19.0m (0)	2:06.25	27.95s	29.86s
4 CALL ME BILLY	6	27.3m	6.4m (1)	7.8m (1)	2:06.30	27.66s	30.72s
3 MCSIREN	7	51.7m	9.2m (0)	15.0m (0)	2:08.17	27.93s	31.97s

Finish Position and metres gained

First Arrow shows distance gain/loss from 2nd Qtr to 3rd Qtr,
Second Arrow shows distance gain/loss from 3rd Qtr to Finish
Blue arrow indicates best gain in these quarters.



800

Visual positions in race at 2nd Quarter



400

Visual positions in race at 3rd Quarter



Powered by



Harness Analyser

Sectional Analysis Software

Not just form | Free Trial

www.facebook.com/PJHarnessRacing



RISE Digital, Harness Racing Australia nor the provider accepts any responsibility for the completeness or accuracy of any of the information contained herein, and makes no representations about its suitability for any particular purpose. Users should make their own judgements about those matters and/or seek independent advice. You assume all risks associated with use of data provided on this page