

Dubbo Race 1 Distance 2120m

Friday, 26 December 2025

Gross Time: 2:33.60

MileRate: 1:56.60

LeadTime: 35.10s

First Qtr: 29.20s

Second Qtr: 30.60s

Third Qtr: 29.70s

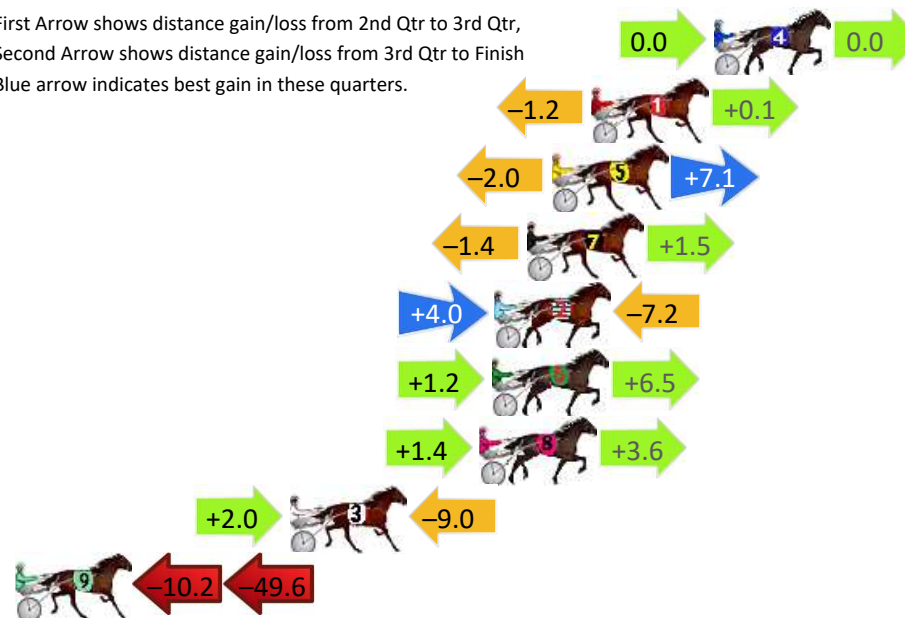
Fourth Qtr: 29.00s

DATA TABLE: 800 / 400 Posi's are position from leader and (how wide the horse was at that position)

NoHorse	Plc	Mar	800 Posi	400 Posi	Time	3rd Qtr	4th Qt
4 YUKON BE SERIOUS	1	0.0m	0.0m (0)	0.0m (0)	2:33.60	29.70s	29.00s
1 FLO RYDA	2	4.9m	3.8m (0)	5.0m (0)	2:33.97	29.79s	28.99s
5 VAMOS	3	6.5m	11.6m (0)	13.6m (0)	2:34.09	29.84s	28.49s
7 HALL CASH	4	7.5m	7.6m (0)	9.0m (1)	2:34.17	29.80s	28.89s
2 JAYJAYBENNY	5	8.8m	5.6m (1)	1.6m (1)	2:34.27	29.41s	29.52s
6 MAN MOUNTAIN	6	8.9m	16.6m (0)	15.4m (2)	2:34.28	29.61s	28.53s
8 BARLOR HEAVEN	7	9.4m	14.4m (1)	13.0m (3)	2:34.32	29.59s	28.74s
3 RIO DE JANEIRO BLUE	8	17.0m	10.0m (1)	8.0m (2)	2:34.89	29.56s	29.65s
9 LAURIE DEE	9	61.4m	1.6m (1)	11.8m (2)	2:38.27	30.49s	32.58s

Finish Position and metres gained

First Arrow shows distance gain/loss from 2nd Qtr to 3rd Qtr,
Second Arrow shows distance gain/loss from 3rd Qtr to Finish
Blue arrow indicates best gain in these quarters.



800

Visual positions in race at 2nd Quarter



400

Visual positions in race at 3rd Quarter



Powered by



Harness Analyser

Sectional Analysis Software

Not just form | Free Trial

www.facebook.com/PJHarnessRacing



RISE Digital, Harness Racing Australia nor the provider accepts any responsibility for the completeness or accuracy of any of the information contained herein, and makes no representations about its suitability for any particular purpose. Users should make their own judgements about those matters and/or seek independent advice. You assume all risks associated with use of data provided on this page

Dubbo Race 2 Distance 1720m

Friday, 26 December 2025

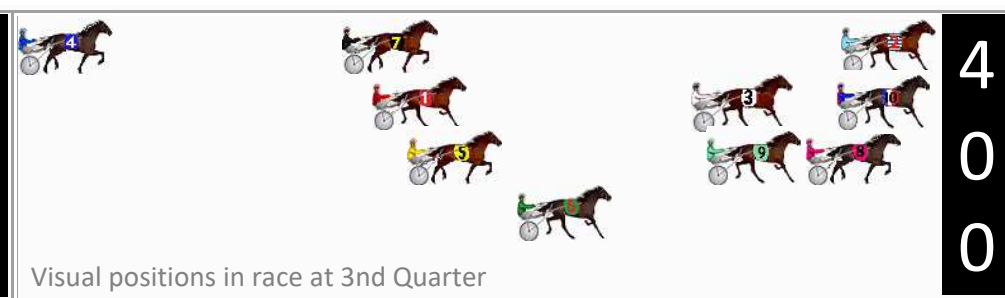

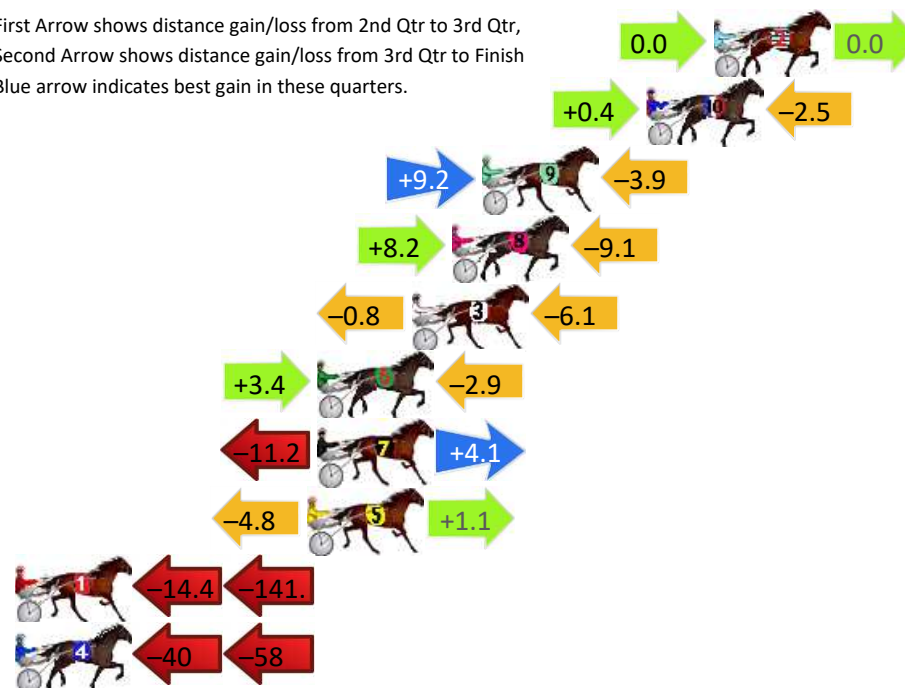
Gross Time: 2:09.60 MileRate: 2:01.30 LeadTime: 7.90s First Qtr: 32.50s Second Qtr: 31.50s Third Qtr: 29.60s Fourth Qtr: 28.10s

DATA TABLE: 800 / 400 Posi's are position from leader and (how wide the horse was at that position)

No	Horse	Plc	Mar	800 Posi	400 Posi	Time	3rd Qtr	4th Qt
2	LA FEAST	1	0.0m	0.0m (0)	0.0m (0)	2:09.60	29.60s	28.10s
10	CERISE RAINBOW	2	2.7m	0.6m (1)	0.2m (1)	2:09.80	29.58s	28.27s
9	STUDLEIGH SUNRISE	3	9.3m	14.6m (1)	5.4m (2)	2:10.29	28.95s	28.37s
8	SUNSET JAY JAY	4	10.5m	9.6m (1)	1.4m (2)	2:10.38	29.03s	28.74s
3	TIGER TOOTH	5	12.1m	5.2m (1)	6.0m (1)	2:10.49	29.67s	28.53s
6	KRISTA BELLITA	6	15.9m	16.4m (2)	13.0m (3)	2:10.77	29.36s	28.30s
7	CELEBRITY CRUISE	7	15.9m	8.8m (0)	20.0m (0)	2:10.77	30.40s	27.81s
5	ELLIE RIPPIN	8	16.3m	12.6m (0)	17.4m (2)	2:10.80	29.94s	28.02s
1	ALICE RHAYNE BOW	9	160.3m	4.4m (0)	18.8m (1)	2:21.44	30.90s	37.98s
4	MOVES LIKE MIKI	10	377.1m	280.0m (0)	320.0m (0)	2:37.45	32.58s	32.09s

Finish Position and metres gained

First Arrow shows distance gain/loss from 2nd Qtr to 3rd Qtr,
Second Arrow shows distance gain/loss from 3rd Qtr to Finish
Blue arrow indicates best gain in these quarters.



Dubbo Race 3 Distance 1720m

Friday, 26 December 2025


Gross Time: 2:04.30 MileRate: 1:56.30 LeadTime: 7.70s First Qtr: 28.70s Second Qtr: 29.50s Third Qtr: 29.40s Fourth Qtr: 29.00s

DATA TABLE: 800 / 400 Posi's are position from leader and (how wide the horse was at that position)

No	Horse	Plc	Mar	800 Posi	400 Posi	Time	3rd Qtr	4th Qt
1	KING BOBBIE	1	0.0m	4.4m (0)	4.4m (0)	2:04.30	29.40s	28.68s
2	BUTTER CUP	2	0.2m	0.0m (0)	0.0m (0)	2:04.32	29.40s	29.01s
7	WHISKEY ROYALE	3	11.9m	8.6m (0)	8.6m (0)	2:05.21	29.40s	29.24s
9	SWEET SWEET TOOTH	4	13.3m	13.2m (0)	13.0m (0)	2:05.31	29.39s	29.02s
10	FUNDA	5	20.3m	15.6m (2)	12.2m (3)	2:05.84	29.16s	29.58s
4	REVEILLE JET	6	25.5m	3.2m (1)	3.4m (1)	2:06.24	29.43s	30.59s
8	VIOLET JAY	7	25.5m	12.0m (1)	11.4m (2)	2:06.24	29.36s	30.02s
3	KATASTROPHEE	8	28.4m	7.6m (1)	8.4m (1)	2:06.46	29.47s	30.44s
5	GLENN FORD	9	69.8m	20.8m (1)	26.8m (0)	2:09.61	29.86s	32.10s

Finish Position and metres gained

First Arrow shows distance gain/loss from 2nd Qtr to 3rd Qtr,
Second Arrow shows distance gain/loss from 3rd Qtr to Finish
Blue arrow indicates best gain in these quarters.



800

Visual positions in race at 2nd Quarter



400

Visual positions in race at 3rd Quarter



Powered by



Harness Analyser

Sectional Analysis Software

Not just form | Free Trial

www.facebook.com/PJHarnessRacing



RISE Digital, Harness Racing Australia nor the provider accepts any responsibility for the completeness or accuracy of any of the information contained herein, and makes no representations about its suitability for any particular purpose. Users should make their own judgements about those matters and/or seek independent advice. You assume all risks associated with use of data provided on this page

Dubbo Race 4 Distance 1720m

Friday, 26 December 2025

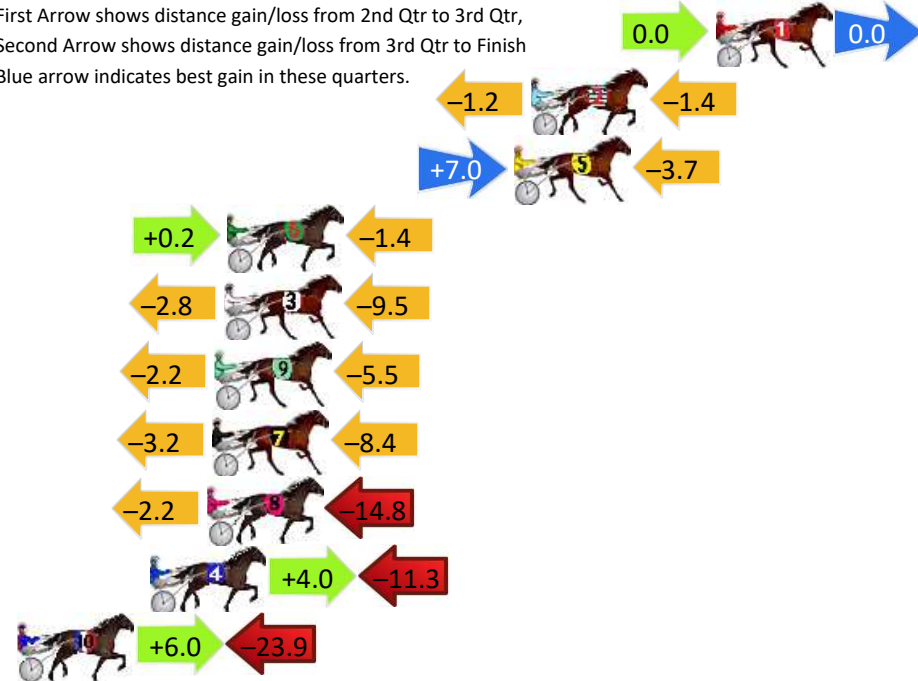
Gross Time: 2:08.90 MileRate: 2:00.60 LeadTime: 7.80s First Qtr: 31.40s Second Qtr: 31.40s Third Qtr: 29.80s Fourth Qtr: 28.50s

DATA TABLE: 800 / 400 Posi's are position from leader and (how wide the horse was at that position)

No	Horse	Plc	Mar	800 Posi	400 Posi	Time	3rd Qtr	4th Qt
1	HOLME BOY	1	0.0m	0.0m (0)	0.0m (0)	2:08.90	29.80s	28.50s
2	ESPERANZA	2	7.4m	4.8m (0)	6.0m (0)	2:09.45	29.89s	28.60s
5	STUDLEIGH STARLITE	3	8.1m	11.4m (1)	4.4m (2)	2:09.51	29.30s	28.76s
6	COOL DUDE JOEY	4	19.6m	18.4m (0)	18.2m (0)	2:10.37	29.79s	28.60s
3	WHATABOUTBRONS ON	5	19.7m	7.4m (1)	10.2m (1)	2:10.37	30.02s	29.17s
9	SEVEN RIPPIN ACES	6	20.1m	12.4m (0)	14.6m (1)	2:10.40	29.97s	28.89s
7	PET RANGER	7	20.2m	8.6m (0)	11.8m (0)	2:10.41	30.05s	29.10s
8	REASON TO LAUGH	8	20.4m	3.4m (1)	5.6m (1)	2:10.43	29.98s	29.55s
4	JEREMY LOU	9	22.7m	15.4m (1)	11.4m (2)	2:10.60	29.53s	29.30s
10	DIAMOND BIKINI	10	47.9m	30.0m (0)	24.0m (1)	2:12.49	29.40s	30.19s

Finish Position and metres gained

First Arrow shows distance gain/loss from 2nd Qtr to 3rd Qtr,
Second Arrow shows distance gain/loss from 3rd Qtr to Finish
Blue arrow indicates best gain in these quarters.



800

Visual positions in race at 2nd Quarter



400

Visual positions in race at 3rd Quarter



Powered by



Harness Analyser

Sectional Analysis Software

Not just form | Free Trial

www.facebook.com/PJHarnessRacing



RISE Digital, Harness Racing Australia nor the provider accepts any responsibility for the completeness or accuracy of any of the information contained herein, and makes no representations about its suitability for any particular purpose. Users should make their own judgements about those matters and/or seek independent advice. You assume all risks associated with use of data provided on this page

Dubbo Race 5 Distance 1720m

Friday, 26 December 2025

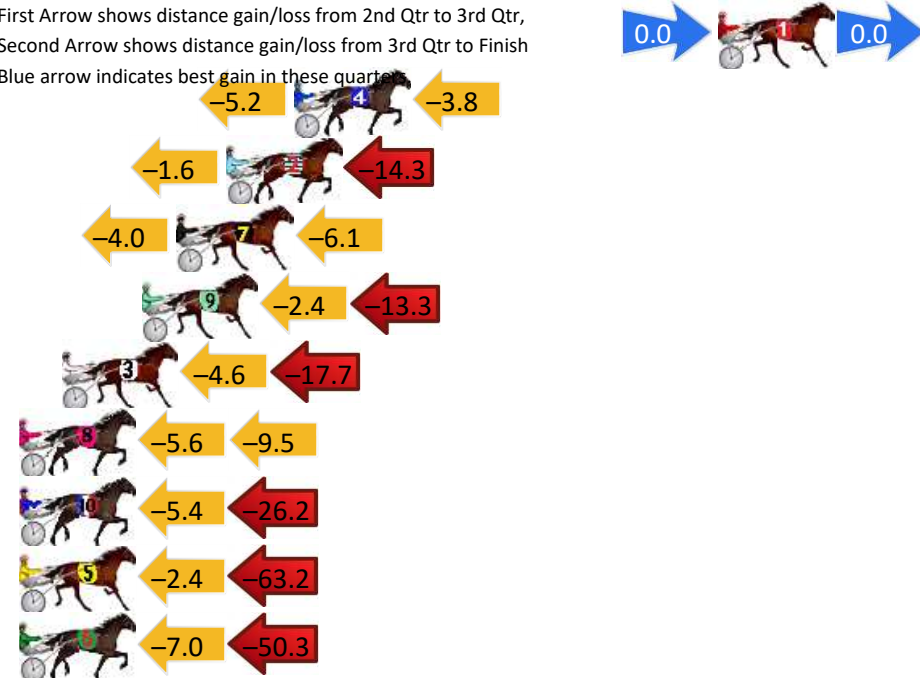
Gross Time: 2:04.40 MileRate: 1:56.40 LeadTime: 7.50s First Qtr: 28.80s Second Qtr: 30.20s Third Qtr: 29.00s Fourth Qtr: 28.90s

DATA TABLE: 800 / 400 Posi's are position from leader and (how wide the horse was at that position)

No	Horse	Plc	Mar	800 Posi	400 Posi	Time	3rd Qtr	4th Qt
1	THE POSTMASTER	1	0.0m	0.0m (0)	0.0m (0)	2:04.40	29.00s	28.90s
4	LARRIKIN LENNY	2	17.0m	8.0m (1)	13.2m (1)	2:05.69	29.37s	29.17s
2	RIPPIN GOOD FEELIN	3	19.7m	3.8m (0)	5.4m (0)	2:05.89	29.12s	29.93s
7	ESTHER RISING	4	21.7m	11.6m (0)	15.6m (0)	2:06.05	29.29s	29.34s
9	CARBAGANOOSH	5	23.1m	7.4m (0)	9.8m (0)	2:06.15	29.17s	29.86s
3	BURRABADINE BULLET	6	26.3m	4.0m (1)	8.6m (1)	2:06.39	29.33s	30.17s
8	ADRENALINE RUSH	7	31.3m	16.2m (1)	21.8m (0)	2:06.77	29.40s	29.58s
10	DIRECT COMMAND	8	43.8m	12.2m (1)	17.6m (1)	2:07.72	29.39s	30.78s
5	HOPPALONGPOG	9	65.6m	0.0m (1)	2.4m (1)	2:09.38	29.18s	33.44s
6	SCRUFFY MOTO	10	79.1m	21.8m (1)	28.8m (1)	2:10.40	29.51s	32.51s

Finish Position and metres gained

First Arrow shows distance gain/loss from 2nd Qtr to 3rd Qtr, Second Arrow shows distance gain/loss from 3rd Qtr to Finish
Blue arrow indicates best gain in these quarters



800

Visual positions in race at 2nd Quarter



400

Visual positions in race at 3rd Quarter



Powered by



Harness Analyser

Sectional Analysis Software

Not just form | Free Trial

www.facebook.com/PJHarnessRacing



RISE Digital, Harness Racing Australia nor the provider accepts any responsibility for the completeness or accuracy of any of the information contained herein, and makes no representations about its suitability for any particular purpose. Users should make their own judgements about those matters and/or seek independent advice. You assume all risks associated with use of data provided on this page

Dubbo Race 6 Distance 1720m

Friday, 26 December 2025


Gross Time: 2:09.40 MileRate: 2:01.10 LeadTime: 7.40s First Qtr: 31.50s Second Qtr: 29.70s Third Qtr: 30.60s Fourth Qtr: 30.20s

DATA TABLE: 800 / 400 Posi's are position from leader and (how wide the horse was at that position)

NoHorse	Plc	Mar	800 Posi	400 Posi	Time	3rd Qtr	4th Qt
3 SPRINGFIELD DESIRE	1	0.0m	0.0m (0)	0.0m (0)	2:09.40	30.60s	30.20s
1 NEVERTOOLATE	2	4.5m	4.2m (0)	4.0m (0)	2:09.76	30.59s	30.24s
7 DUSTY MUSTER	3	13.0m	8.4m (0)	8.0m (0)	2:10.43	30.57s	30.58s
4 BARRYS BROTHER	4	13.2m	5.4m (1)	6.6m (1)	2:10.44	30.69s	30.70s
2 THREE PARTS GREY	5	13.8m	10.4m (1)	9.4m (2)	2:10.49	30.53s	30.53s
10 MITTYS THREE ACES	6	17.5m	5.0m (2)	4.6m (2)	2:10.78	30.58s	31.17s
6 ANDREW SWAGGER	7	18.9m	17.2m (1)	12.0m (1)	2:10.89	30.21s	30.72s
8 MISS BLUE STORK	8	19.5m	16.8m (0)	12.8m (0)	2:10.94	30.30s	30.70s
9 MILLIONDOLLAR KISS	9	24.7m	22.0m (1)	17.4m (1)	2:11.35	30.26s	30.75s
5 PHANTOM STAR	10	26.0m	0.8m (1)	2.4m (1)	2:11.46	30.73s	31.97s

Finish Position and metres gained

First Arrow shows distance gain/loss from 2nd Qtr to 3rd Qtr,
Second Arrow shows distance gain/loss from 3rd Qtr to Finish
Blue arrow indicates best gain in these quarters.



Visual positions in race at 2nd Quarter

800



Visual positions in race at 3rd Quarter

400



Powered by
PJ

Harness Analyser

Sectional Analysis Software
Not just form | Free Trial

www.facebook.com/PJHarnessRacing



RISE Digital, Harness Racing Australia nor the provider accepts any responsibility for the completeness or accuracy of any of the information contained herein, and makes no representations about its suitability for any particular purpose. Users should make their own judgements about those matters and/or seek independent advice. You assume all risks associated with use of data provided on this page

Dubbo Race 7 Distance 1720m

Friday, 26 December 2025




Gross Time: 2:10.40 MileRate: 2:02.00 LeadTime: 7.40s First Qtr: 32.00s Second Qtr: 32.40s Third Qtr: 29.90s Fourth Qtr: 28.70s

DATA TABLE: 800 / 400 Posi's are position from leader and (how wide the horse was at that position)

No	Horse	Plc	Mar	800 Posi	400 Posi	Time	3rd Qtr	4th Qt
1	SOHO BETTY DEE	1	0.0m	0.0m (0)	0.0m (0)	2:10.40	29.90s	28.70s
3	SHES DUNNA RUNNA	2	4.3m	2.2m (1)	1.6m (1)	2:10.72	29.86s	28.89s
2	IMA TIGGY TIGER	3	4.5m	10.4m (1)	10.2m (1)	2:10.74	29.88s	28.29s
7	MERRYWOOD LOU	4	8.1m	4.8m (0)	5.2m (0)	2:11.01	29.93s	28.91s
8	MONSTER MINT	5	12.6m	9.2m (0)	9.8m (0)	2:11.35	29.95s	28.90s
9	WHAT AGAIN SHANNON	6	16.1m	13.6m (0)	15.6m (0)	2:11.61	30.05s	28.74s
5	BODELETOS	7	19.1m	6.2m (1)	6.0m (1)	2:11.84	29.90s	29.63s
6	GOT FORGOT THAT	8	53.6m	14.8m (1)	15.4m (1)	2:14.44	30.00s	31.43s
4	STRAWBERRY FLAME	9	166.7m	80.0m (0)	81.0m (0)	2:22.96	30.10s	34.81s

Finish Position and metres gained

First Arrow shows distance gain/loss from 2nd Qtr to 3rd Qtr,
Second Arrow shows distance gain/loss from 3rd Qtr to Finish
Blue arrow indicates best gain in these quarters.



Dubbo Race 8 Distance 1720m

Friday, 26 December 2025

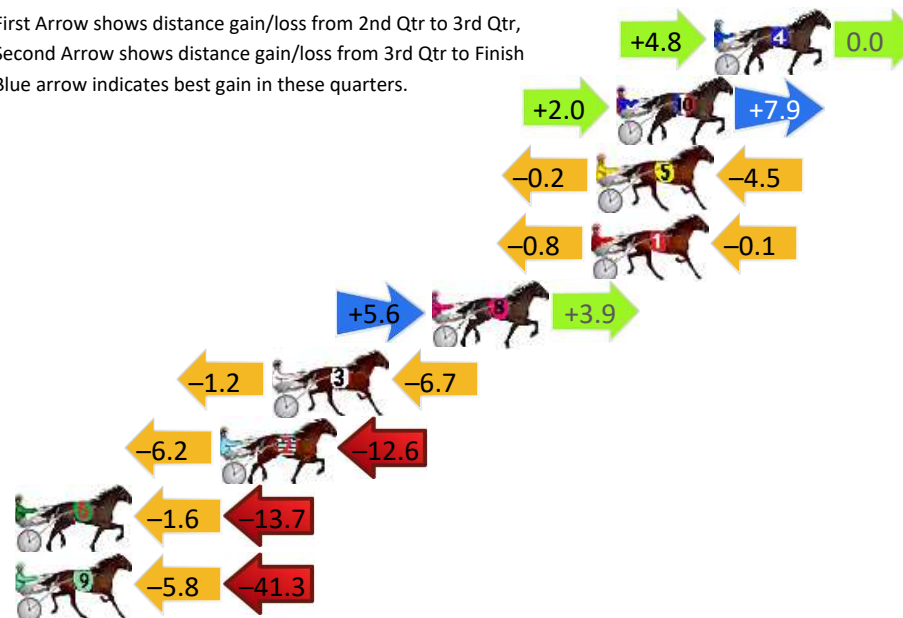
Gross Time: 2:06.60 MileRate: 1:58.50 LeadTime: 7.70s First Qtr: 28.40s Second Qtr: 29.40s Third Qtr: 30.50s Fourth Qtr: 30.60s

DATA TABLE: 800 / 400 Posi's are position from leader and (how wide the horse was at that position)

NoHorse	Plc	Mar	800 Posi	400 Posi	Time	3rd Qtr	4th Qt
4 HALL MOST AN ANGEL	1	0.0m	4.8m (1)	0.0m (1)	2:06.60	30.14s	30.60s
10 LOOKAT MEE	2	3.9m	13.8m (1)	11.8m (2)	2:06.91	30.35s	30.00s
5 MONTANA NIGHTS	3	4.7m	0.0m (0)	0.2m (0)	2:06.98	30.51s	30.94s
1 GERRYS JEWEL	4	4.9m	4.0m (0)	4.8m (0)	2:06.99	30.56s	30.61s
8 MOHAWK PARK	5	11.3m	20.8m (1)	15.2m (1)	2:07.50	30.08s	30.30s
3 NAPOLI NIGHTS	6	17.7m	9.8m (1)	11.0m (1)	2:08.02	30.59s	31.11s
2 PEAKSART	7	19.8m	1.0m (1)	7.2m (1)	2:08.19	30.97s	31.56s
6 BEACH ON FIRE	8	32.7m	17.4m (0)	19.0m (0)	2:09.22	30.62s	31.64s
9 OUR UNCLE HAROLD	9	55.7m	8.6m (0)	14.4m (0)	2:11.06	30.94s	33.74s


Finish Position and metres gained

First Arrow shows distance gain/loss from 2nd Qtr to 3rd Qtr,
Second Arrow shows distance gain/loss from 3rd Qtr to Finish
Blue arrow indicates best gain in these quarters.



800

Visual positions in race at 2nd Quarter



400

Visual positions in race at 3rd Quarter



Powered by



Harness Analyser

Sectional Analysis Software

Not just form | Free Trial

www.facebook.com/PJHarnessRacing



RISE Digital, Harness Racing Australia nor the provider accepts any responsibility for the completeness or accuracy of any of the information contained herein, and makes no representations about its suitability for any particular purpose. Users should make their own judgements about those matters and/or seek independent advice. You assume all risks associated with use of data provided on this page

Dubbo Race 9 Distance 1720m

Friday, 26 December 2025


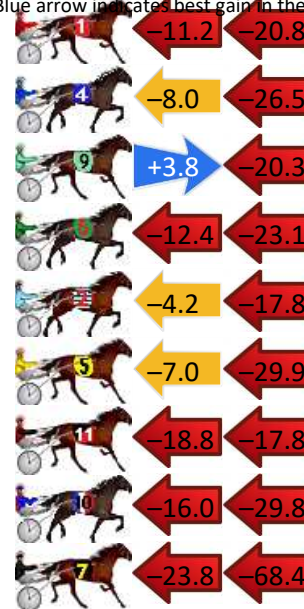
Gross Time: 2:03.20 MileRate: 1:55.30 LeadTime: 7.40s First Qtr: 30.00s Second Qtr: 28.30s Third Qtr: 28.90s Fourth Qtr: 28.60s

DATA TABLE: 800 / 400 Posi's are position from leader and (how wide the horse was at that position)

No	Horse	Plc	Mar	800 Posi	400 Posi	Time	3rd Qtr	4th Qt
8	COHEN THE RED	1	0.0m	0.0m (0)	0.0m (0)	2:03.20	28.90s	28.60s
1	AWICKED WOMAN	2	40.4m	8.4m (0)	19.6m (0)	2:06.23	29.71s	30.08s
4	MICKILLATIGER	3	50.5m	16.0m (0)	24.0m (1)	2:06.99	29.48s	30.48s
9	BETHS FURY	4	55.1m	38.6m (1)	34.8m (0)	2:07.34	28.64s	30.04s
6	BILLS SWAN SONG	5	57.3m	21.8m (0)	34.2m (1)	2:07.50	29.79s	30.24s
2	STUDLEIGH FURY	6	70.0m	48.0m (1)	52.2m (0)	2:08.46	29.21s	29.87s
5	WINDFIELD BLUE	7	70.3m	33.4m (1)	40.4m (1)	2:08.48	29.41s	30.73s
11	ALWAYS LATHER	8	78.8m	42.2m (0)	61.0m (1)	2:09.12	30.25s	29.87s
10	ROCK TOGETHER	9	92.4m	46.6m (0)	62.6m (2)	2:10.14	30.05s	30.72s
7	OLD FARMER BILL	10	129.0m	36.8m (0)	60.6m (0)	2:12.89	30.63s	33.46s

Finish Position and metres gained

First Arrow shows distance gain/loss from 2nd Qtr to 3rd Qtr,
Second Arrow shows distance gain/loss from 3rd Qtr to Finish
Blue arrow indicates best gain in these quarters.



Powered by
PJ Harness Analyser

Sectional Analysis Software
Not just form | Free Trial

www.facebook.com/PJHarnessRacing



RISE Digital, Harness Racing Australia nor the provider accepts any responsibility for the completeness or accuracy of any of the information contained herein, and makes no representations about its suitability for any particular purpose. Users should make their own judgements about those matters and/or seek independent advice. You assume all risks associated with use of data provided on this page