

# Leeton Race 1 Distance 2147m

Friday, 26 December 2025




Gross Time: 2:38.60 MileRate: 1:58.90 LeadTime: 38.70s First Qtr: 31.70s Second Qtr: 28.90s Third Qtr: 29.60s Fourth Qtr: 29.70s

DATA TABLE: 800 / 400 Posi's are position from leader and (how wide the horse was at that position)

No	Horse	Plc	Mar	800 Posi	400 Posi	Time	3rd Qtr	4th Qt
7	MOP	1	0.0m	8.0m (0)	8.8m (0)	2:38.60	29.66s	29.05s
2	MURPHYS REWARD	2	0.2m	4.0m (0)	4.4m (0)	2:38.62	29.63s	29.39s
1	MIKI LOCH	3	2.9m	0.0m (0)	0.0m (0)	2:38.83	29.60s	29.91s
3	CAPTAIN DEEJAY	4	10.8m	11.0m (1)	10.2m (2)	2:39.44	29.54s	29.74s
5	NEEDBEE	5	13.3m	3.0m (1)	4.0m (1)	2:39.64	29.67s	30.39s
9	FRESH PRINCE	6	19.9m	19.0m (1)	19.8m (1)	2:40.15	29.66s	29.71s
8	THIS TIME	7	38.3m	15.2m (1)	18.2m (2)	2:41.58	29.82s	31.18s
4	ALWAYS EXCLUSIF	8	39.7m	7.0m (1)	12.2m (1)	2:41.69	29.98s	31.73s
6	SMOKIN POCKET	9	54.1m	26.6m (0)	32.0m (0)	2:42.81	30.00s	31.33s

## Finish Position and metres gained

First Arrow shows distance gain/loss from 2nd Qtr to 3rd Qtr,  
Second Arrow shows distance gain/loss from 3rd Qtr to Finish  
Blue arrow indicates best gain in these quarters.



# Leeton Race 2 Distance 2147m

Friday, 26 December 2025

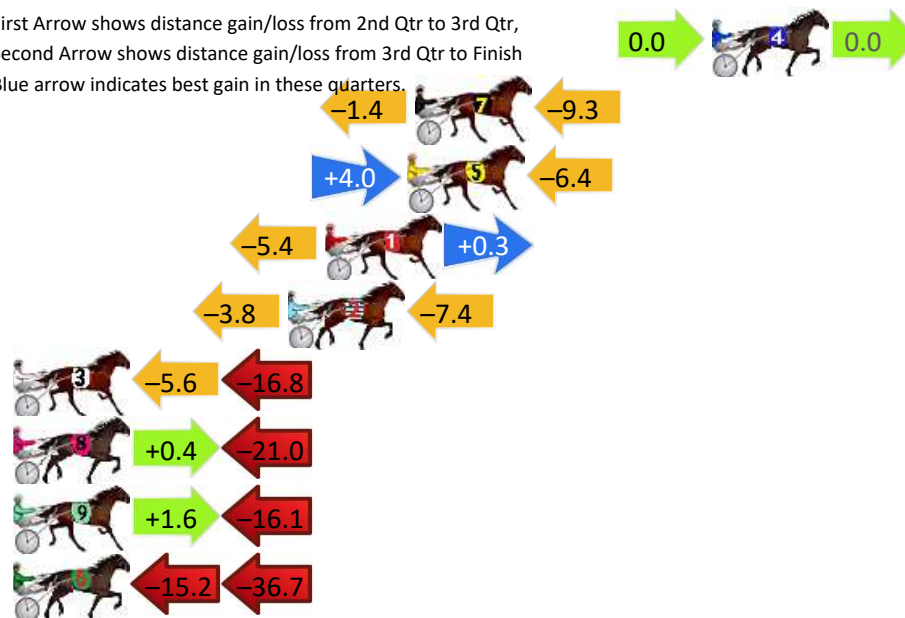
Gross Time: 2:39.70 MileRate: 1:59.70 LeadTime: 38.50s First Qtr: 30.50s Second Qtr: 30.30s Third Qtr: 30.30s Fourth Qtr: 30.10s

DATA TABLE: 800 / 400 Posi's are position from leader and (how wide the horse was at that position)

NoHorse	Plc	Mar	800 Posi	400 Posi	Time	3rd Qtr	4th Qt
4 FLYING COLOURS	1	0.0m	0.0m (0)	0.0m (0)	2:39.70	30.30s	30.10s
7 LOTUSBIRD	2	11.9m	1.2m (1)	2.6m (1)	2:40.64	30.41s	30.80s
5 TEST OF FIRE	3	12.2m	9.8m (1)	5.8m (2)	2:40.66	30.00s	30.58s
1 UNCHAINMYART	4	15.5m	10.4m (0)	15.8m (1)	2:40.92	30.71s	30.08s
2 SIGNIFICANT LAZ	5	17.0m	5.8m (0)	9.6m (0)	2:41.04	30.59s	30.65s
3 IM ALRITE	6	28.2m	5.8m (1)	11.4m (1)	2:41.92	30.72s	31.36s
8 SHEER VITALITY	7	34.6m	14.0m (1)	13.6m (2)	2:42.43	30.28s	31.67s
9 RENROW BOY	8	34.7m	20.2m (1)	18.6m (2)	2:42.44	30.18s	31.30s
6 MARY MOURNE	9	76.7m	24.8m (0)	40.0m (0)	2:45.75	31.45s	32.85s

## Finish Position and metres gained

First Arrow shows distance gain/loss from 2nd Qtr to 3rd Qtr, Second Arrow shows distance gain/loss from 3rd Qtr to Finish  
Blue arrow indicates best gain in these quarters.



800

Visual positions in race at 2nd Quarter



400

Visual positions in race at 3rd Quarter



Powered by



Harness Analyser

Sectional Analysis Software

Not just form | Free Trial

[www.facebook.com/PJHarnessRacing](http://www.facebook.com/PJHarnessRacing)



RISE Digital, Harness Racing Australia nor the provider accepts any responsibility for the completeness or accuracy of any of the information contained herein, and makes no representations about its suitability for any particular purpose. Users should make their own judgements about those matters and/or seek independent advice. You assume all risks associated with use of data provided on this page

# Leeton Race 3 Distance 2147m

Friday, 26 December 2025


Gross Time: 2:38.00 MileRate: 1:58.40 LeadTime: 38.90s First Qtr: 31.80s Second Qtr: 28.80s Third Qtr: 29.60s Fourth Qtr: 28.90s

DATA TABLE: 800 / 400 Posi's are position from leader and (how wide the horse was at that position)

NoHorse	Plc	Mar	800 Posi	400 Posi	Time	3rd Qtr	4th Qt
4 OH SWEET CREATURE	1	0.0m	7.0m (1)	1.0m (1)	2:38.00	29.16s	28.83s
8 DONNIE MAC	2	19.4m	8.4m (0)	8.6m (1)	2:39.47	29.62s	29.68s
1 LE BETTY	3	20.9m	0.0m (0)	0.0m (0)	2:39.59	29.62s	30.40s
5 MASTER GOUDA	4	24.9m	13.0m (0)	14.2m (0)	2:39.89	29.70s	29.67s
9 WATERMAIN LADY	5	30.6m	16.6m (1)	15.6m (2)	2:40.32	29.54s	29.98s
3 ROCK THE NATION	6	34.7m	11.2m (1)	19.6m (0)	2:40.63	30.22s	29.98s
6 SPIRIT OF SAHARA	7	35.5m	16.4m (2)	8.0m (2)	2:40.69	29.01s	30.88s
7 SWEDISH MEATBALLS	8	39.8m	4.0m (0)	7.2m (0)	2:41.02	29.86s	31.24s
2 BONDI LASS	9	55.7m	3.0m (1)	17.2m (1)	2:42.22	30.67s	31.67s

## Finish Position and metres gained

First Arrow shows distance gain/loss from 2nd Qtr to 3rd Qtr,  
Second Arrow shows distance gain/loss from 3rd Qtr to Finish  
Blue arrow indicates best gain in these quarters



800

Visual positions in race at 2nd Quarter



400

Visual positions in race at 3rd Quarter



Powered by



Harness Analyser

Sectional Analysis Software

Not just form | Free Trial

[www.facebook.com/PJHarnessRacing](http://www.facebook.com/PJHarnessRacing)



RISE Digital, Harness Racing Australia nor the provider accepts any responsibility for the completeness or accuracy of any of the information contained herein, and makes no representations about its suitability for any particular purpose. Users should make their own judgements about those matters and/or seek independent advice. You assume all risks associated with use of data provided on this page

# Leeton Race 4 Distance 2147m

Friday, 26 December 2025


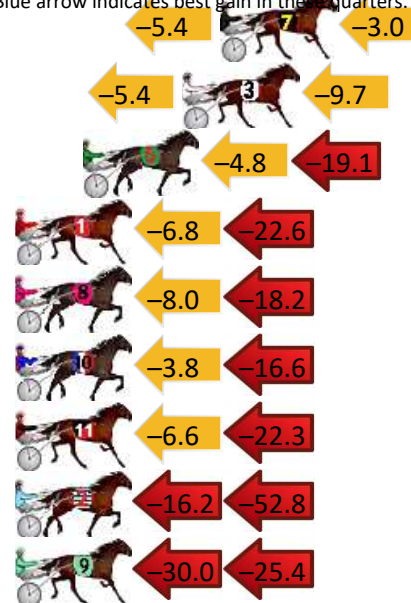
Gross Time: 2:38.60 MileRate: 1:58.90 LeadTime: 38.80s First Qtr: 31.90s Second Qtr: 28.00s Third Qtr: 29.60s Fourth Qtr: 30.30s

DATA TABLE: 800 / 400 Posi's are position from leader and (how wide the horse was at that position)

No	Horse	Plc	Mar	800 Posi	400 Posi	Time	3rd Qtr	4th Qt
5	ONTHADARKSIDE	1	0.0m	0.0m (0)	0.0m (0)	2:38.60	29.60s	30.30s
7	PIRANI PRINCESS	2	19.8m	11.4m (1)	16.8m (1)	2:40.17	30.00s	30.53s
3	BURTON	3	21.3m	6.2m (1)	11.6m (1)	2:40.29	29.99s	31.03s
6	JUMBO JIM	4	25.3m	1.4m (1)	6.2m (0)	2:40.61	29.94s	31.74s
1	MY GUARANTEE	5	35.6m	6.2m (0)	13.0m (0)	2:41.42	30.09s	32.00s
8	IM HARVEY SPECTER	6	42.4m	16.2m (0)	24.2m (0)	2:41.96	30.18s	31.67s
10	CEE WHOS BETTOR	7	46.8m	26.4m (1)	30.2m (0)	2:42.31	29.87s	31.55s
11	CANT HEAR YOU	8	51.1m	22.2m (1)	28.8m (1)	2:42.65	30.07s	31.98s
2	STARS ABROAD	9	92.8m	23.8m (0)	40.0m (0)	2:45.96	30.76s	34.28s
9	CRIMSON ROCK	10	175.4m	120.0m (0)	150.0m (0)	2:52.51	31.81s	32.21s

## Finish Position and metres gained

First Arrow shows distance gain/loss from 2nd Qtr to 3rd Qtr, Second Arrow shows distance gain/loss from 3rd Qtr to Finish  
Blue arrow indicates best gain in the 4 quarters.





# Leeton Race 5 Distance 1758m

Friday, 26 December 2025


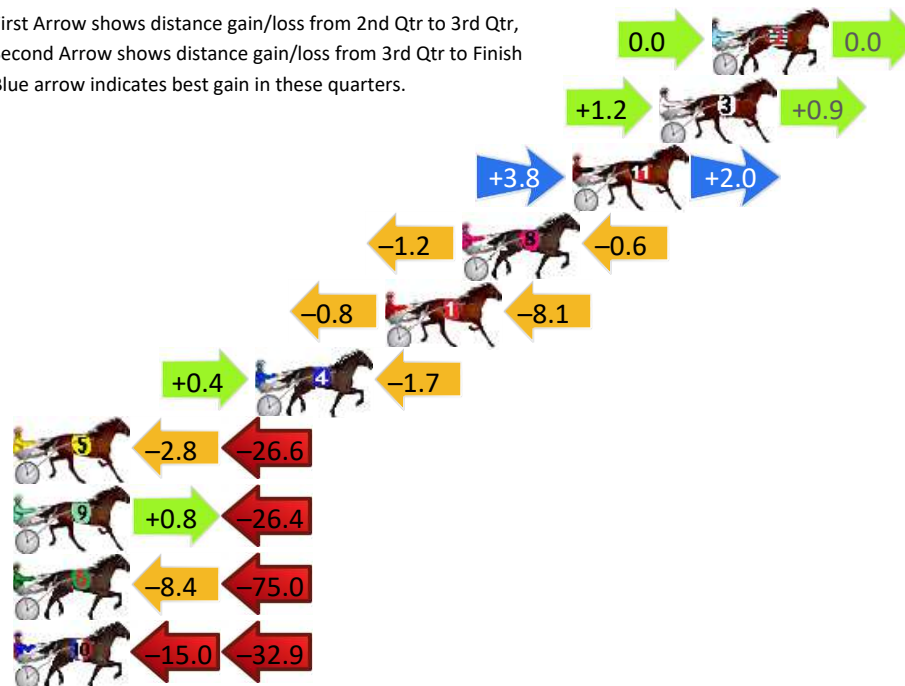
Gross Time: 2:06.60 MileRate: 1:55.90 LeadTime: 9.90s First Qtr: 29.40s Second Qtr: 29.20s Third Qtr: 29.40s Fourth Qtr: 28.70s

DATA TABLE: 800 / 400 Posi's are position from leader and (how wide the horse was at that position)

No	Horse	Plc	Mar	800 Posi	400 Posi	Time	3rd Qtr	4th Qt
2	IM NO TROUBLE	1	0.0m	0.0m (0)	0.0m (0)	2:06.60	29.40s	28.70s
3	NEPTUNITE	2	2.1m	4.2m (1)	3.0m (1)	2:06.76	29.31s	28.64s
11	ATUA MAGIC	3	5.6m	11.4m (2)	7.6m (2)	2:07.02	29.12s	28.56s
8	GO EASY ON ME	4	10.0m	8.2m (0)	9.4m (0)	2:07.35	29.49s	28.74s
1	KINGS FURY	5	13.1m	4.2m (0)	5.0m (0)	2:07.59	29.46s	29.28s
4	IM ON NO SLEEP	6	18.3m	17.0m (0)	16.6m (1)	2:07.98	29.37s	28.82s
5	STEEL STRIDE	7	38.0m	8.6m (1)	11.4m (1)	2:09.46	29.63s	30.60s
9	FIVE OCLOCK WAVE	8	39.0m	13.4m (1)	12.6m (2)	2:09.54	29.37s	30.58s
6	MY IDEAL DREAM	9	95.8m	12.4m (0)	20.8m (0)	2:13.82	30.07s	34.05s
10	UPTOWN CHANCE	10	102.9m	55.0m (0)	70.0m (0)	2:14.35	30.51s	31.05s

## Finish Position and metres gained

First Arrow shows distance gain/loss from 2nd Qtr to 3rd Qtr,  
Second Arrow shows distance gain/loss from 3rd Qtr to Finish  
Blue arrow indicates best gain in these quarters.



Visual positions in race at 2nd Quarter



Visual positions in race at 3rd Quarter

# Leeton Race 6 Distance 1758m

Friday, 26 December 2025

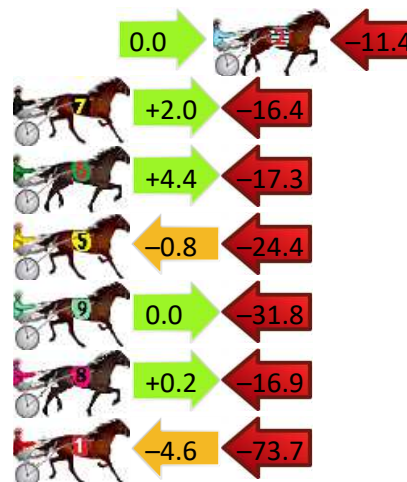
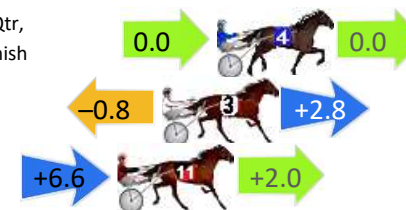
Gross Time: 2:12.60 MileRate: 2:01.30 LeadTime: 9.80s First Qtr: 32.50s Second Qtr: 29.80s Third Qtr: 30.80s Fourth Qtr: 29.70s

DATA TABLE: 800 / 400 Posi's are position from leader and (how wide the horse was at that position)

NoHorse	Plc	Mar	800 Posi	400 Posi	Time	3rd Qtr	4th Qt
4 HARJAYBRO	1	0.0m	0.0m (0)	0.0m (0)	2:12.60	30.80s	29.70s
3 KALIMBA	2	2.2m	4.2m (0)	5.0m (0)	2:12.77	30.86s	29.49s
11 YANKEE BABE	3	4.0m	12.6m (1)	6.0m (3)	2:12.91	30.30s	29.55s
2 ROCKIN REMY	4	20.0m	8.6m (0)	8.6m (1)	2:14.16	30.82s	30.54s
7 MAGGIE BUTTERFLY	5	29.2m	14.8m (0)	12.8m (0)	2:14.87	30.67s	30.91s
6 ROCKNROLL GRACE	6	29.5m	16.6m (1)	12.2m (3)	2:14.90	30.49s	30.98s
5 BAYRIDGE TOMMY	7	33.0m	7.8m (1)	8.6m (2)	2:15.17	30.89s	31.50s
9 MUDSLINGER MONTY	8	33.4m	1.6m (1)	1.6m (1)	2:15.20	30.84s	32.05s
8 JOLTED LOVER	9	36.1m	19.4m (0)	19.2m (0)	2:15.41	30.81s	30.95s
1 JAY CEE MAXWELL	10	94.5m	16.2m (2)	20.8m (1)	2:19.96	31.25s	35.14s

## Finish Position and metres gained

First Arrow shows distance gain/loss from 2nd Qtr to 3rd Qtr, Second Arrow shows distance gain/loss from 3rd Qtr to Finish. Blue arrow indicates best gain in these quarters.



800

Visual positions in race at 2nd Quarter



400

Visual positions in race at 3rd Quarter

# Leeton Race 7 Distance 2147m

Friday, 26 December 2025

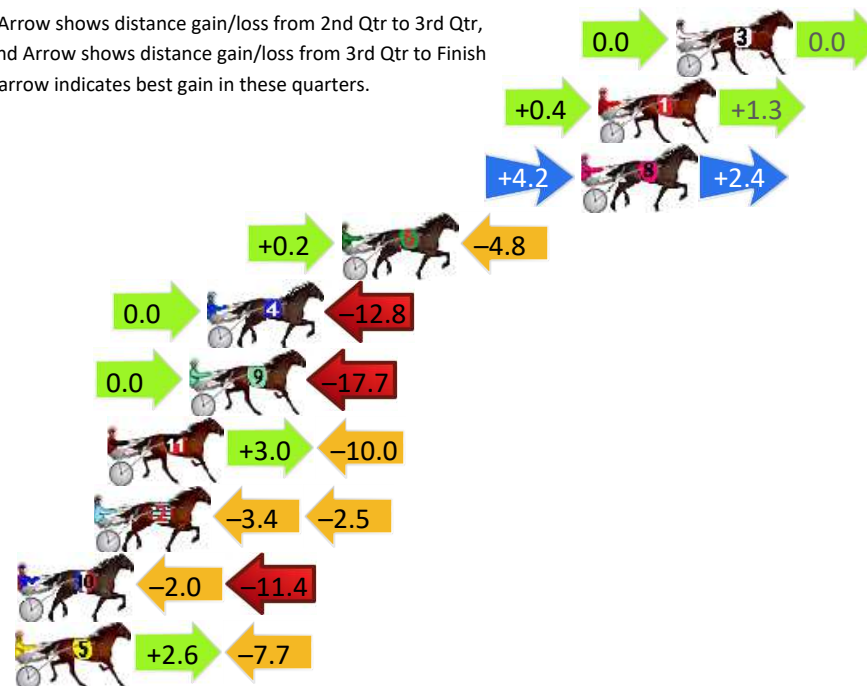
Gross Time: 2:40.70 MileRate: 2:00.40 LeadTime: 39.50s First Qtr: 31.30s Second Qtr: 29.70s Third Qtr: 30.70s Fourth Qtr: 29.50s

DATA TABLE: 800 / 400 Posi's are position from leader and (how wide the horse was at that position)

No	Horse	Plc	Mar	800 Posi	400 Posi	Time	3rd Qtr	4th Qt
3	FIFTYSHADESOFHAY	1	0.0m	0.0m (0)	0.0m (0)	2:40.70	30.70s	29.50s
1	LEWENDON	2	3.1m	4.8m (0)	4.4m (0)	2:40.94	30.67s	29.40s
8	QUICKSHIFT GIRL	3	3.8m	10.4m (1)	6.2m (2)	2:40.99	30.38s	29.32s
6	SPRING DELIGHT	4	13.4m	8.8m (0)	8.6m (0)	2:41.74	30.69s	29.85s
4	THATS THE ATTITUDE	5	18.8m	6.0m (1)	6.0m (1)	2:42.15	30.72s	30.44s
9	SHES GOT A REASON	6	19.5m	1.8m (1)	1.8m (1)	2:42.21	30.73s	30.80s
11	SAVOY BALLROOM	7	22.8m	15.8m (1)	12.8m (2)	2:42.46	30.49s	30.23s
2	KEAYANG ALEX	8	23.3m	17.4m (0)	20.8m (0)	2:42.50	30.96s	29.68s
10	MAJOR HUSS	9	26.4m	13.0m (0)	15.0m (1)	2:42.74	30.87s	30.34s
5	BLUES TERROR	10	26.5m	21.4m (1)	18.8m (2)	2:42.75	30.52s	30.06s


## Finish Position and metres gained

First Arrow shows distance gain/loss from 2nd Qtr to 3rd Qtr, Second Arrow shows distance gain/loss from 3rd Qtr to Finish Blue arrow indicates best gain in these quarters.



800

Visual positions in race at 2nd Quarter



400

Visual positions in race at 3rd Quarter



Powered by



Harness Analyser

Sectional Analysis Software

Not just form | Free Trial

[www.facebook.com/PJHarnessRacing](http://www.facebook.com/PJHarnessRacing)



RISE Digital, Harness Racing Australia nor the provider accepts any responsibility for the completeness or accuracy of any of the information contained herein, and makes no representations about its suitability for any particular purpose. Users should make their own judgements about those matters and/or seek independent advice. You assume all risks associated with use of data provided on this page



# Leeton Race 8 Distance 2147m

Friday, 26 December 2025

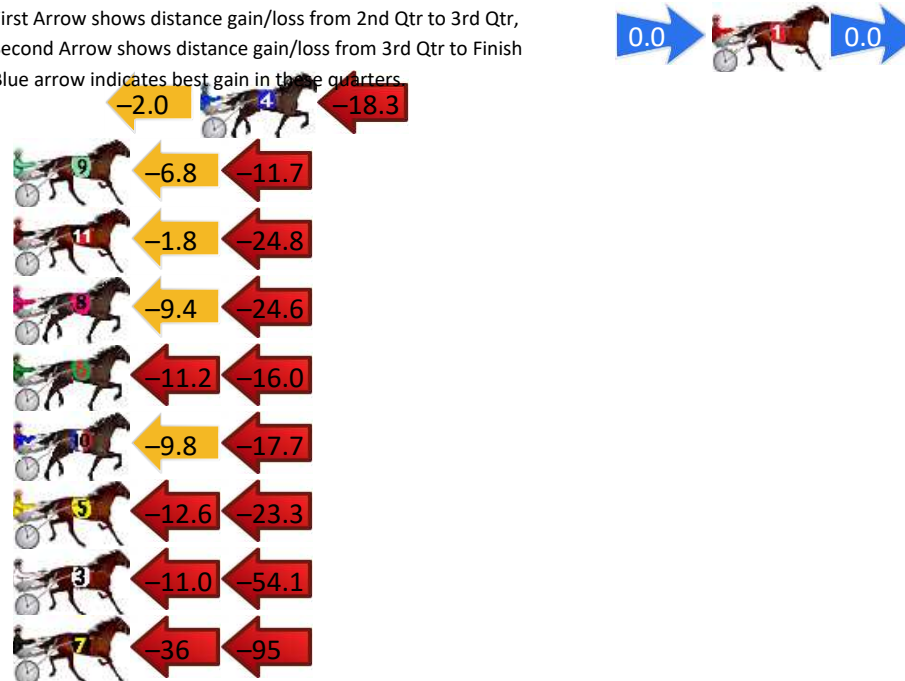
Gross Time: 2:38.20 MileRate: 1:58.60 LeadTime: 38.90s First Qtr: 31.20s Second Qtr: 28.70s Third Qtr: 30.10s Fourth Qtr: 29.30s

DATA TABLE: 800 / 400 Posi's are position from leader and (how wide the horse was at that position)

NoHorse	Plc	Mar	800 Posi	400 Posi	Time	3rd Qtr	4th Qt
1 KYLEIGH	1	0.0m	0.0m (0)	0.0m (0)	2:38.20	30.10s	29.30s
4 CARMEN ON BLING	2	20.5m	0.2m (1)	2.2m (1)	2:39.78	30.27s	30.63s
9 IM BELIEBER	3	33.3m	14.8m (0)	21.6m (1)	2:40.76	30.61s	30.15s
11 MARLO MAREAU	4	35.0m	8.4m (1)	10.2m (1)	2:40.89	30.26s	31.11s
8 ALICE ON THE BEACH	5	44.8m	10.8m (0)	20.2m (0)	2:41.64	30.82s	31.09s
6 HES A TERROR	6	46.8m	19.6m (1)	30.8m (1)	2:41.80	30.94s	30.47s
10 WONGALEA MEG	7	47.3m	19.8m (0)	29.6m (0)	2:41.83	30.84s	30.59s
5 KRISTYSGIRL	8	51.3m	15.4m (1)	28.0m (2)	2:42.14	31.05s	31.00s
3 SECURITY CHECK	9	69.5m	4.4m (1)	15.4m (0)	2:43.54	30.97s	33.24s
7 ORAMA	10	136.8m	6.6m (0)	42.2m (0)	2:48.71	32.82s	36.19s

## Finish Position and metres gained

First Arrow shows distance gain/loss from 2nd Qtr to 3rd Qtr,  
Second Arrow shows distance gain/loss from 3rd Qtr to Finish  
Blue arrow indicates best gain in those quarters



800

Visual positions in race at 2nd Quarter



400

Visual positions in race at 3rd Quarter



Powered by



Harness Analyser

Sectional Analysis Software

Not just form | Free Trial

[www.facebook.com/PJHarnessRacing](http://www.facebook.com/PJHarnessRacing)



RISE Digital, Harness Racing Australia nor the provider accepts any responsibility for the completeness or accuracy of any of the information contained herein, and makes no representations about its suitability for any particular purpose. Users should make their own judgements about those matters and/or seek independent advice. You assume all risks associated with use of data provided on this page



# Leeton Race 9 Distance 2147m

Friday, 26 December 2025

Gross Time: 2:39.70 MileRate: 1:59.70 LeadTime: 39.30s First Qtr: 32.30s Second Qtr: 29.50s Third Qtr: 29.70s Fourth Qtr: 28.90s

DATA TABLE: 800 / 400 Posi's are position from leader and (how wide the horse was at that position)

No	Horse	Plc	Mar	800 Posi	400 Posi	Time	3rd Qtr	4th Qt
2	MILLIE FRANCIS	1	0.0m	0.0m (0)	0.0m (0)	2:39.70	29.70s	28.90s
1	BARWEN STORM	2	8.9m	5.0m (0)	4.4m (1)	2:40.38	29.66s	29.22s
10	ARENDELLE	3	14.5m	14.6m (1)	13.4m (2)	2:40.80	29.61s	28.98s
6	GLENTHORNE	4	18.7m	9.2m (0)	9.6m (1)	2:41.12	29.74s	29.55s
11	FULL OF SPICE	5	27.2m	19.0m (1)	20.2m (1)	2:41.76	29.79s	29.40s
5	ALISKI	6	41.3m	17.6m (0)	21.2m (0)	2:42.83	29.98s	30.34s
7	GO COLOUR MY WORLD	7	48.1m	13.2m (0)	16.6m (0)	2:43.35	29.98s	31.16s
3	STARSHINE LADY	8	67.3m	9.8m (1)	16.0m (1)	2:44.80	30.20s	32.59s
4	CENTREFIRE	9	88.7m	34.0m (0)	45.0m (0)	2:46.43	30.54s	32.04s
8	BACKPADDOCKJACK	10	94.5m	24.4m (1)	40.0m (1)	2:46.87	30.89s	32.82s

## Finish Position and metres gained

First Arrow shows distance gain/loss from 2nd Qtr to 3rd Qtr,  
Second Arrow shows distance gain/loss from 3rd Qtr to Finish  
Blue arrow indicates best gain in these quarters.

