

# Maitland Race 1 Distance 2422m

Saturday, 27 December 2025

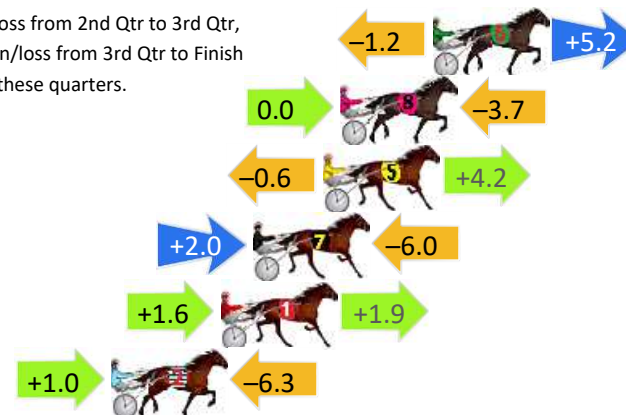
Gross Time: 2:57.10 MileRate: 1:57.70 LeadTime: 57.90s First Qtr: 30.10s Second Qtr: 28.50s Third Qtr: 30.60s Fourth Qtr: 30.00s

DATA TABLE: 800 / 400 Posi's are position from leader and (how wide the horse was at that position)

NoHorse	Plc	Mar	800 Posi	400 Posi	Time	3rd Qtr	4th Qt
6 APPLIED	1	0.0m	4.0m (0)	5.2m (1)	2:57.10	30.69s	29.61s
8 MASTER CATCH	2	3.7m	0.0m (0)	0.0m (0)	2:57.39	30.60s	30.28s
5 HAY THERE JOE	3	4.4m	8.0m (0)	8.6m (0)	2:57.45	30.64s	29.69s
7 SALLY BIGTIME	4	7.2m	3.2m (1)	1.2m (1)	2:57.67	30.45s	30.45s
1 IRE OF THE DRAGON	5	8.5m	12.0m (0)	10.4m (1)	2:57.77	30.48s	29.86s
2 ROYAL GAMBLE	6	12.9m	7.6m (1)	6.6m (2)	2:58.11	30.53s	30.47s

## Finish Position and metres gained

First Arrow shows distance gain/loss from 2nd Qtr to 3rd Qtr,  
Second Arrow shows distance gain/loss from 3rd Qtr to Finish  
Blue arrow indicates best gain in these quarters.



800

Visual positions in race at 2nd Quarter



400

Visual positions in race at 3rd Quarter



Powered by



Harness Analyser

Sectional Analysis Software

Not just form | Free Trial

[www.facebook.com/PJHarnessRacing](http://www.facebook.com/PJHarnessRacing)



RISE Digital, Harness Racing Australia nor the provider accepts any responsibility for the completeness or accuracy of any of the information contained herein, and makes no representations about its suitability for any particular purpose. Users should make their own judgements about those matters and/or seek independent advice. You assume all risks associated with use of data provided on this page

# Maitland Race 2 Distance 1646m

Saturday, 27 December 2025

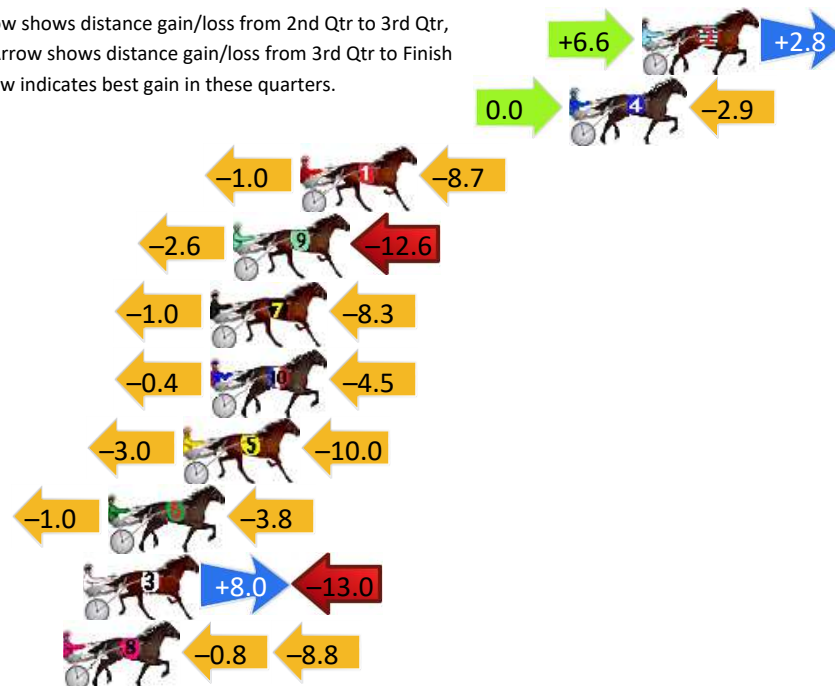
Gross Time: 1:59.00 MileRate: 1:56.40 LeadTime: 3.00s First Qtr: 29.40s Second Qtr: 29.20s Third Qtr: 29.20s Fourth Qtr: 28.20s

DATA TABLE: 800 / 400 Posi's are position from leader and (how wide the horse was at that position)

NoHorse	Plc	Mar	800 Posi	400 Posi	Time	3rd Qtr	4th Qt
2 WAMBOYNE MACHETE	1	0.0m	9.4m (1)	2.8m (2)	1:59.00	28.73s	28.00s
4 THE IRISH EAGLE	2	2.9m	0.0m (0)	0.0m (0)	1:59.21	29.20s	28.40s
1 SYLVIA KAY	3	13.7m	4.0m (0)	5.0m (0)	2:00.02	29.28s	28.81s
9 ARTFUL PRINCE	4	16.4m	1.2m (1)	3.8m (1)	2:00.22	29.40s	29.08s
7 OHWHATIWOULDGI VE	5	17.3m	8.0m (0)	9.0m (0)	2:00.28	29.28s	28.78s
10 ROCKET BOY	6	17.3m	12.4m (0)	12.8m (0)	2:00.28	29.23s	28.52s
5 LIMOUSINE CHEEKY	7	18.4m	5.4m (1)	8.4m (1)	2:00.36	29.43s	28.90s
6 LULLABY	8	21.4m	16.6m (0)	17.6m (0)	2:00.59	29.28s	28.47s
3 SWEET ROCKY	9	22.4m	17.4m (2)	9.4m (2)	2:00.66	28.65s	29.11s
8 LOUIGI	10	23.2m	13.6m (1)	14.4m (1)	2:00.72	29.27s	28.82s

## Finish Position and metres gained

First Arrow shows distance gain/loss from 2nd Qtr to 3rd Qtr, Second Arrow shows distance gain/loss from 3rd Qtr to Finish Blue arrow indicates best gain in these quarters.



800

Visual positions in race at 2nd Quarter



400

Visual positions in race at 3rd Quarter

# Maitland Race 3 Distance 1646m

Saturday, 27 December 2025

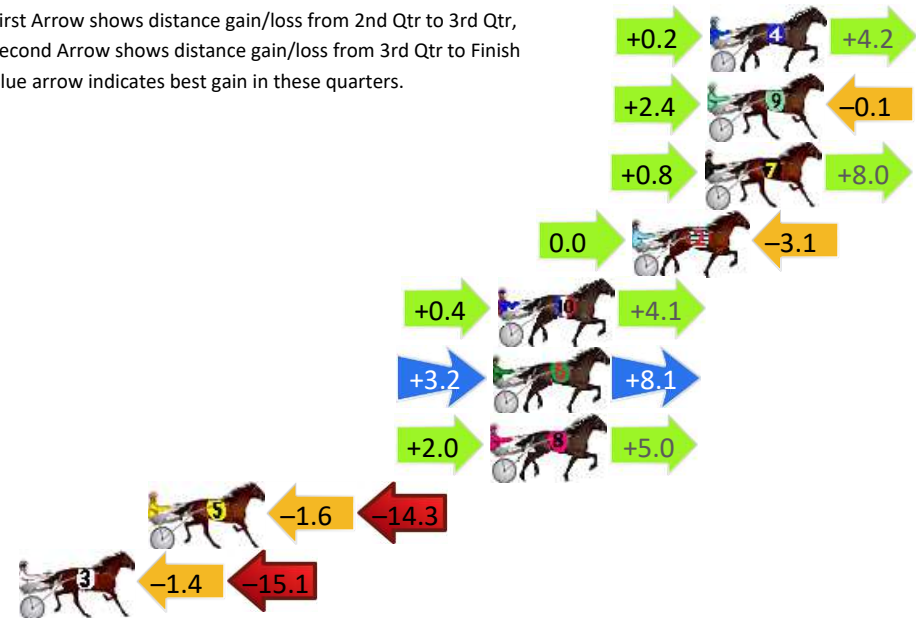
Gross Time: 1:59.30 MileRate: 1:56.60 LeadTime: 2.90s First Qtr: 28.80s Second Qtr: 29.50s Third Qtr: 29.10s Fourth Qtr: 29.00s

DATA TABLE: 800 / 400 Posi's are position from leader and (how wide the horse was at that position)

NoHorse	Plc	Mar	800 Posi	400 Posi	Time	3rd Qtr	4th Qt
4 UPSTREAM	1	0.0m	4.4m (0)	4.2m (1)	1:59.30	29.09s	28.70s
9 GISSELLE	2	0.1m	2.4m (1)	0.0m (1)	1:59.31	28.93s	29.01s
7 SPUNKYS GOTSECRETS	3	0.2m	9.0m (0)	8.2m (0)	1:59.32	29.04s	28.42s
2 SWEET TARA	4	3.1m	0.0m (0)	0.0m (0)	1:59.54	29.10s	29.22s
10 ONETANGI GIRL	5	8.5m	13.0m (0)	12.6m (1)	1:59.95	29.07s	28.70s
6 WOT DYA RECKON	6	8.7m	20.0m (1)	16.8m (2)	1:59.96	28.87s	28.42s
8 OLEG	7	8.8m	15.8m (1)	13.8m (0)	1:59.97	28.95s	28.64s
5 WATCH YOUR BACK	8	22.5m	6.6m (1)	8.2m (2)	2:01.01	29.22s	30.03s
3 ULTIMATE EMPIRE	9	27.7m	11.2m (1)	12.6m (2)	2:01.41	29.20s	30.09s

## Finish Position and metres gained

First Arrow shows distance gain/loss from 2nd Qtr to 3rd Qtr,  
Second Arrow shows distance gain/loss from 3rd Qtr to Finish  
Blue arrow indicates best gain in these quarters.



800

Visual positions in race at 2nd Quarter



400

Visual positions in race at 3rd Quarter



Powered by



Harness Analyser

Sectional Analysis Software

Not just form | Free Trial

www.facebook.com/PJHarnessRacing



RISE Digital, Harness Racing Australia nor the provider accepts any responsibility for the completeness or accuracy of any of the information contained herein, and makes no representations about its suitability for any particular purpose. Users should make their own judgements about those matters and/or seek independent advice. You assume all risks associated with use of data provided on this page

# Maitland Race 4 Distance 2044m

Saturday, 27 December 2025


Gross Time: 2:26.70 MileRate: 1:55.50 LeadTime: 28.70s First Qtr: 29.10s Second Qtr: 28.40s Third Qtr: 30.40s Fourth Qtr: 30.10s

DATA TABLE: 800 / 400 Posi's are position from leader and (how wide the horse was at that position)

No	Horse	Plc	Mar	800 Posi	400 Posi	Time	3rd Qtr	4th Qt
5	LITTLE DEMON	1	0.0m	11.2m (1)	8.6m (1)	2:26.70	30.20s	29.46s
10	BETTERTHANFEDERER	2	1.6m	15.6m (1)	12.6m (2)	2:26.83	30.17s	29.28s
2	FAST TRACKER	3	8.1m	7.0m (1)	4.6m (1)	2:27.34	30.22s	30.36s
4	BAT MATSON	4	15.0m	2.8m (1)	0.0m (1)	2:27.88	30.20s	31.22s
9	FAY IRENE	5	17.2m	5.8m (2)	7.4m (2)	2:28.06	30.52s	30.83s
1	LOVE LOU	6	17.2m	4.6m (0)	6.6m (0)	2:28.06	30.55s	30.89s
3	MISTER MANAGER	7	20.5m	0.0m (0)	2.6m (0)	2:28.32	30.60s	31.44s
6	IDEAL IN DREAMS	8	21.8m	27.0m (0)	20.8m (0)	2:28.42	29.93s	30.17s
7	SENSATIONALIZE	9	22.0m	8.8m (0)	10.6m (0)	2:28.43	30.54s	30.95s
8	KARAOKE KING	10	36.0m	13.0m (0)	15.2m (1)	2:29.54	30.57s	31.66s

## Finish Position and metres gained

First Arrow shows distance gain/loss from 2nd Qtr to 3rd Qtr,  
Second Arrow shows distance gain/loss from 3rd Qtr to Finish  
Blue arrow indicates best gain in these quarters.



800

Visual positions in race at 2nd Quarter



400

Visual positions in race at 3rd Quarter



Powered by



Harness Analyser

Sectional Analysis Software

Not just form | Free Trial

[www.facebook.com/PJHarnessRacing](http://www.facebook.com/PJHarnessRacing)



RISE Digital, Harness Racing Australia nor the provider accepts any responsibility for the completeness or accuracy of any of the information contained herein, and makes no representations about its suitability for any particular purpose. Users should make their own judgements about those matters and/or seek independent advice. You assume all risks associated with use of data provided on this page



# Maitland Race 5 Distance 2422m

Saturday, 27 December 2025

Gross Time: 2:56.30

MileRate: 1:57.20

LeadTime: 58.60s

First Qtr: 31.60s

Second Qtr: 28.60s

Third Qtr: 28.70s


Fourth Qtr: 28.80s

DATA TABLE: 800 / 400 Posi's are position from leader and (how wide the horse was at that position)

NoHorse	Plc	Mar	800 Posi	400 Posi	Time	3rd Qtr	4th Qt
7 ITZMINEONTHELINE	1	0.0m	8.4m (0)	11.8m (0)	2:56.30	28.94s	27.96s
11 LOYALIST	2	0.4m	14.2m (2)	10.0m (3)	2:56.33	28.40s	28.11s
10 CRAFTMANS CHARLIE	3	3.9m	0.4m (1)	0.0m (1)	2:56.59	28.67s	29.08s
8 SAINT CRUSADER	4	9.1m	12.4m (0)	16.2m (0)	2:56.99	28.97s	28.29s
1 ARNIES ARMY	5	9.2m	0.0m (0)	2.2m (0)	2:57.00	28.86s	29.30s
4 VINCENTIUS MAXIMUS	6	13.8m	9.6m (1)	17.0m (1)	2:57.34	29.23s	28.57s
9 LOCHINVAR JAG	7	14.6m	13.6m (1)	14.8m (3)	2:57.40	28.79s	28.79s
5 ALWAYS BE CHAPS	8	24.3m	16.6m (0)	21.0m (0)	2:58.14	29.01s	29.04s
3 PET KITTY	9	28.8m	4.2m (0)	9.2m (1)	2:58.48	29.05s	30.20s
2 COOL NIGHT	10	29.9m	4.6m (1)	12.6m (2)	2:58.56	29.27s	30.04s


## Finish Position and metres gained

First Arrow shows distance gain/loss from 2nd Qtr to 3rd Qtr, Second Arrow shows distance gain/loss from 3rd Qtr to Finish  
Blue arrow indicates best gain in these quarters.



800

Visual positions in race at 2nd Quarter



400

Visual positions in race at 3rd Quarter



Powered by



Harness Analyser

Sectional Analysis Software

Not just form | Free Trial

[www.facebook.com/PJHarnessRacing](http://www.facebook.com/PJHarnessRacing)



RISE Digital, Harness Racing Australia nor the provider accepts any responsibility for the completeness or accuracy of any of the information contained herein, and makes no representations about its suitability for any particular purpose. Users should make their own judgements about those matters and/or seek independent advice. You assume all risks associated with use of data provided on this page

# Maitland Race 6 Distance 2422m

Saturday, 27 December 2025

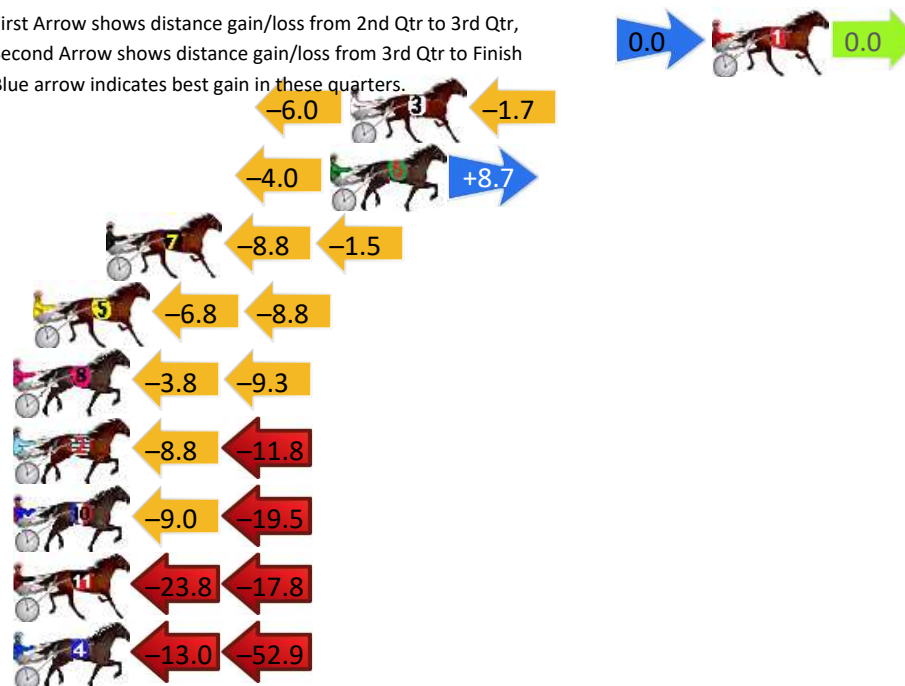
Gross Time: 2:57.70 MileRate: 1:58.10 LeadTime: 60.50s First Qtr: 31.80s Second Qtr: 28.50s Third Qtr: 27.90s Fourth Qtr: 29.00s

DATA TABLE: 800 / 400 Posi's are position from leader and (how wide the horse was at that position)

NoHorse	Plc	Mar	800 Posi	400 Posi	Time	3rd Qtr	4th Qt
1 LOYAL LOU	1	0.0m	0.0m (0)	0.0m (0)	2:57.70	27.90s	29.00s
3 HEIDSIECK	2	14.5m	6.8m (1)	12.8m (0)	2:58.80	28.32s	29.12s
6 BETTORLIGHTEM UP	3	15.3m	20.0m (1)	24.0m (2)	2:58.86	28.19s	28.37s
7 VINTAGE EDITION	4	24.3m	14.0m (0)	22.8m (0)	2:59.55	28.52s	29.11s
5 FOR ALWAYS ARDEN	5	27.2m	11.6m (1)	18.4m (2)	2:59.77	28.37s	29.63s
8 FREEDOM ART	6	28.9m	15.8m (1)	19.6m (3)	2:59.90	28.16s	29.67s
2 RESERVE BANK	7	30.4m	9.8m (0)	18.6m (1)	3:00.01	28.51s	29.85s
10 DOUBLE SAID	8	47.1m	18.6m (0)	27.6m (1)	3:01.28	28.51s	30.41s
11 WALTER WARLOCK	9	51.2m	9.6m (2)	33.4m (1)	3:01.60	29.56s	30.28s
4 BAD HABITS	10	70.9m	5.0m (0)	18.0m (0)	3:03.10	28.75s	32.81s

## Finish Position and metres gained

First Arrow shows distance gain/loss from 2nd Qtr to 3rd Qtr, Second Arrow shows distance gain/loss from 3rd Qtr to Finish  
Blue arrow indicates best gain in these quarters.



Visual positions in race at 2nd Quarter



Visual positions in race at 3rd Quarter

# Maitland Race 7 Distance 1646m

Saturday, 27 December 2025

Gross Time: 2:00.10

MileRate: 1:57.40

LeadTime: 2.90s

First Qtr: 29.30s

Second Qtr: 30.60s

Third Qtr: 28.60s

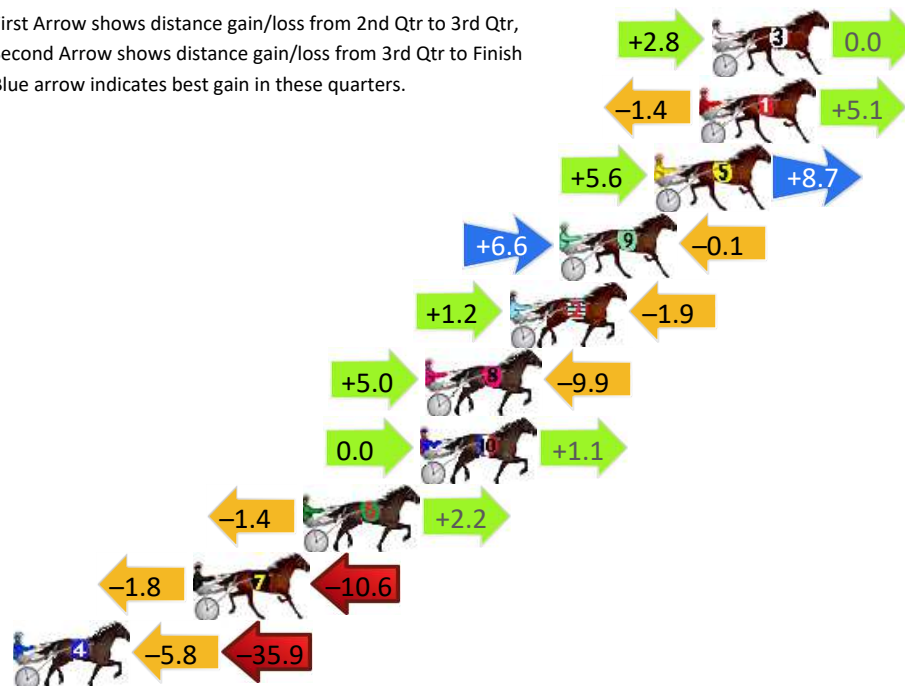
Fourth Qtr: 28.70s

DATA TABLE: 800 / 400 Posi's are position from leader and (how wide the horse was at that position)

NoHorse	Plc	Mar	800 Posi	400 Posi	Time	3rd Qtr	4th Qt
3 MAID OF MONEY	1	0.0m	2.8m (1)	0.0m (0)	2:00.10	28.40s	28.70s
1 SPIRIT KING	2	0.5m	4.2m (0)	5.6m (1)	2:00.14	28.70s	28.34s
5 NIFTY STUDLEIGH	3	2.3m	16.6m (1)	11.0m (2)	2:00.27	28.20s	28.08s
9 MAJOR MICKEY	4	6.1m	12.6m (1)	6.0m (3)	2:00.56	28.13s	28.71s
2 STEALTH BOMBA	5	8.1m	7.4m (1)	6.2m (2)	2:00.71	28.51s	28.84s
8 KEILOR BABY SHARK	6	11.5m	6.6m (2)	1.6m (1)	2:00.97	28.24s	29.41s
10 IDEAL MONDO	7	11.7m	12.8m (0)	12.8m (1)	2:00.98	28.60s	28.62s
6 RAINBOW JET	8	16.4m	17.2m (0)	18.6m (0)	2:01.34	28.70s	28.54s
7 KISSMELVIS	9	20.8m	8.4m (0)	10.2m (0)	2:01.67	28.73s	29.46s
4 ROCKINDOWNUNDE R	10	41.7m	0.0m (0)	5.8m (0)	2:03.24	29.01s	31.26s

## Finish Position and metres gained

First Arrow shows distance gain/loss from 2nd Qtr to 3rd Qtr,  
Second Arrow shows distance gain/loss from 3rd Qtr to Finish  
Blue arrow indicates best gain in these quarters.



Visual positions in race at 2nd Quarter



Visual positions in race at 3rd Quarter



Powered by



Harness Analyser

Sectional Analysis Software

Not just form | Free Trial

[www.facebook.com/PJHarnessRacing](http://www.facebook.com/PJHarnessRacing)



RISE Digital, Harness Racing Australia nor the provider accepts any responsibility for the completeness or accuracy of any of the information contained herein, and makes no representations about its suitability for any particular purpose. Users should make their own judgements about those matters and/or seek independent advice. You assume all risks associated with use of data provided on this page

# Maitland Race 8 Distance 1646m

Saturday, 27 December 2025


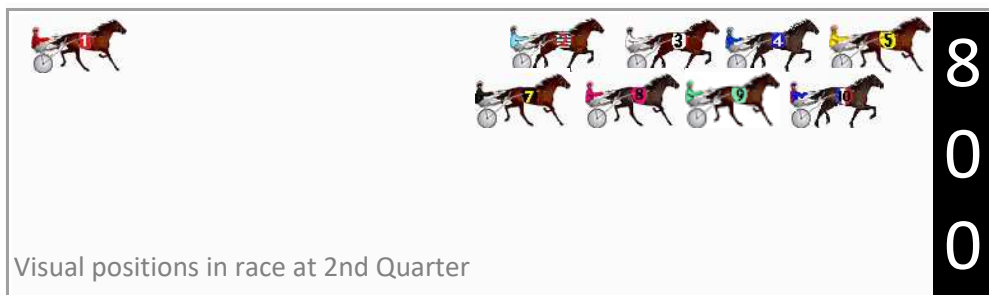
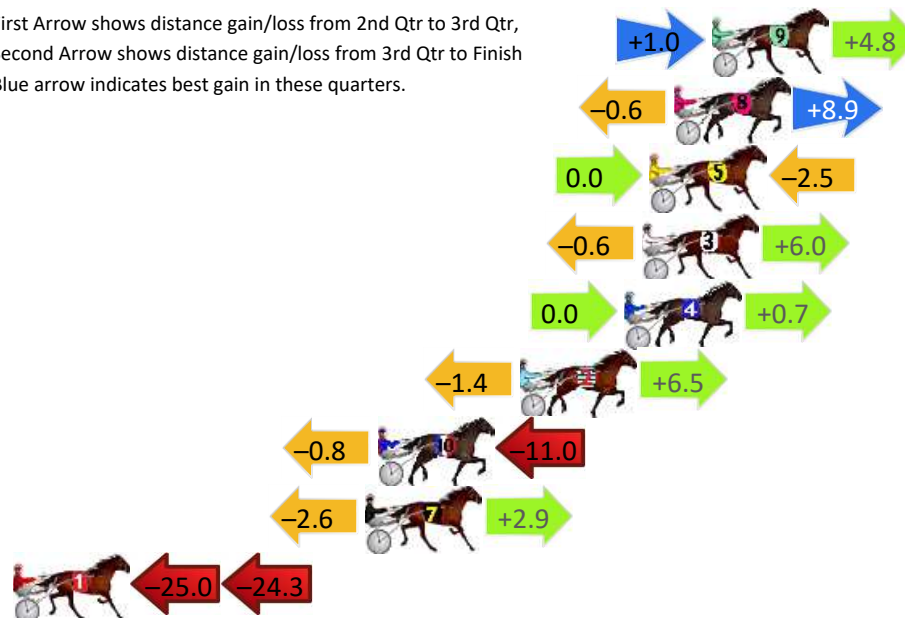
Gross Time: 2:00.80 MileRate: 1:58.10 LeadTime: 3.00s First Qtr: 28.60s Second Qtr: 30.50s Third Qtr: 29.60s Fourth Qtr: 29.10s

DATA TABLE: 800 / 400 Posi's are position from leader and (how wide the horse was at that position)

No	Horse	Plc	Mar	800 Posi	400 Posi	Time	3rd Qtr	4th Qt
9	ROCK AM ALYESKA	1	0.0m	5.8m (1)	4.8m (2)	2:00.80	29.52s	28.75s
8	OPEN THE GATES	2	1.5m	9.8m (1)	10.4m (1)	2:00.91	29.64s	28.46s
5	CHARJO	3	2.5m	0.0m (0)	0.0m (0)	2:00.99	29.60s	29.28s
3	A LITTLE DILEMMA	4	2.8m	8.2m (0)	8.8m (0)	2:01.01	29.64s	28.67s
4	WATSLUVGOTTADO	5	3.5m	4.2m (0)	4.2m (0)	2:01.07	29.60s	29.05s
2	HEAVENLY TURBO	6	7.7m	12.8m (0)	14.2m (0)	2:01.39	29.70s	28.63s
10	TWO CRACKED CORN	7	13.4m	1.6m (1)	2.4m (1)	2:01.82	29.67s	29.90s
7	WHENS LUNCH	8	13.9m	14.2m (1)	16.8m (1)	2:01.86	29.79s	28.89s
1	CHLOBRO	9	119.3m	70.0m (0)	95.0m (0)	2:09.91	31.44s	30.86s

## Finish Position and metres gained

First Arrow shows distance gain/loss from 2nd Qtr to 3rd Qtr,  
Second Arrow shows distance gain/loss from 3rd Qtr to Finish  
Blue arrow indicates best gain in these quarters.





# Maitland Race 9 Distance 1646m

Saturday, 27 December 2025

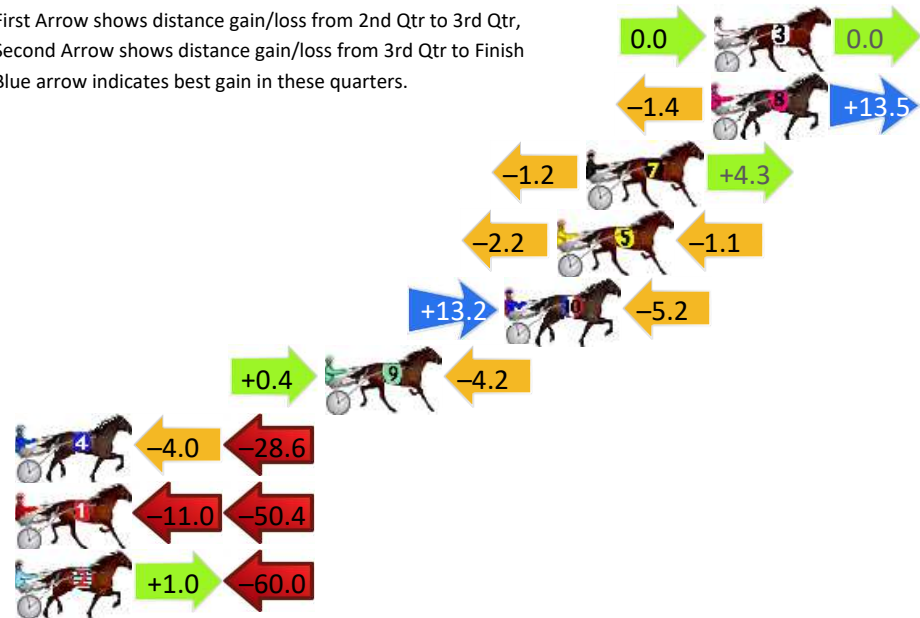
Gross Time: 2:01.10 MileRate: 1:58.40 LeadTime: 2.90s First Qtr: 29.80s Second Qtr: 29.40s Third Qtr: 29.80s Fourth Qtr: 29.20s

DATA TABLE: 800 / 400 Posi's are position from leader and (how wide the horse was at that position)

NoHorse	Plc	Mar	800 Posi	400 Posi	Time	3rd Qtr	4th Qt
3 OUR ULTIMATE MAY	1	0.0m	0.0m (0)	0.0m (0)	2:01.10	29.80s	29.20s
8 PIXIEBELLE	2	0.1m	12.2m (0)	13.6m (1)	2:01.11	29.89s	28.22s
7 SLICK AND SUAVE	3	5.1m	8.2m (0)	9.4m (0)	2:01.49	29.88s	28.89s
5 BOBBY WALNUTS	4	6.3m	3.0m (1)	5.2m (1)	2:01.58	29.96s	29.28s
10 MISS HALLIE	5	8.4m	16.4m (1)	3.2m (3)	2:01.74	28.84s	29.58s
9 RONNYS WATCHING	6	15.6m	11.8m (1)	11.4m (2)	2:02.29	29.77s	29.50s
4 KIARAS EPONA	7	49.0m	16.4m (0)	20.4m (1)	2:04.85	30.11s	31.28s
1 RIPPIN AN TWISTIN	8	65.6m	4.2m (0)	15.2m (0)	2:06.12	30.64s	32.86s
2 ROOBEE	9	66.4m	7.4m (1)	6.4m (2)	2:06.19	29.77s	33.56s

## Finish Position and metres gained

First Arrow shows distance gain/loss from 2nd Qtr to 3rd Qtr,  
Second Arrow shows distance gain/loss from 3rd Qtr to Finish  
Blue arrow indicates best gain in these quarters.



800

Visual positions in race at 2nd Quarter



400

Visual positions in race at 3rd Quarter



Powered by



Harness Analyser

Sectional Analysis Software

Not just form | Free Trial

[www.facebook.com/PJHarnessRacing](http://www.facebook.com/PJHarnessRacing)



RISE Digital, Harness Racing Australia nor the provider accepts any responsibility for the completeness or accuracy of any of the information contained herein, and makes no representations about its suitability for any particular purpose. Users should make their own judgements about those matters and/or seek independent advice. You assume all risks associated with use of data provided on this page

# Maitland Race 10 Distance 1646m

Saturday, 27 December 2025

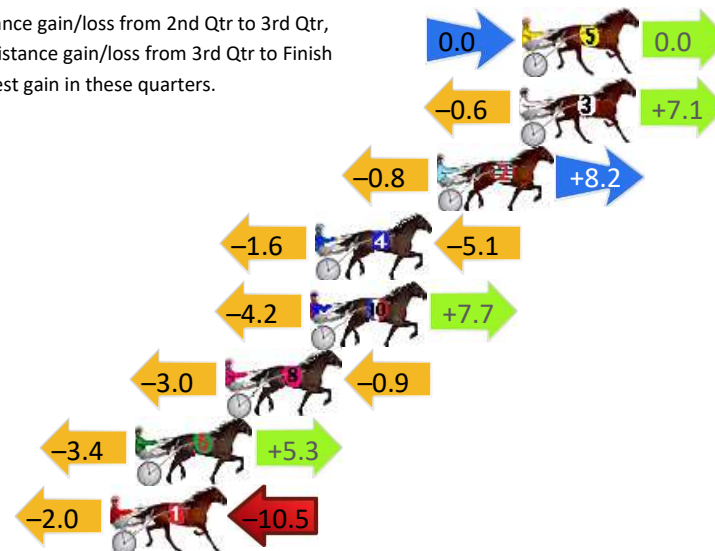
Gross Time: 2:00.30 MileRate: 1:57.60 LeadTime: 3.00s First Qtr: 29.40s Second Qtr: 29.20s Third Qtr: 29.30s Fourth Qtr: 29.40s

DATA TABLE: 800 / 400 Posi's are position from leader and (how wide the horse was at that position)

NoHorse	Plc	Mar	800 Posi	400 Posi	Time	3rd Qtr	4th Qt
5 FRONTLINER	1	0.0m	0.0m (0)	0.0m (0)	2:00.30	29.30s	29.40s
3 ULTIMATE TROUBLE	2	0.1m	6.6m (1)	7.2m (1)	2:00.31	29.34s	28.88s
2 EIFFEL FROM HEAVEN	3	3.4m	10.8m (1)	11.6m (1)	2:00.56	29.36s	28.80s
4 BE GOOD BENNY	4	8.3m	1.6m (1)	3.2m (1)	2:00.94	29.42s	29.77s
10 BRING YOUR BEST	5	8.5m	12.0m (0)	16.2m (1)	2:00.96	29.61s	28.84s
8 HIDDEN DELIGHT	6	11.9m	8.0m (0)	11.0m (0)	2:01.22	29.52s	29.47s
6 JUNIOR WARFARE	7	15.5m	17.4m (0)	20.8m (0)	2:01.49	29.55s	29.01s
1 DOUBLE LINES	8	16.5m	4.0m (0)	6.0m (0)	2:01.57	29.44s	30.17s

## Finish Position and metres gained

First Arrow shows distance gain/loss from 2nd Qtr to 3rd Qtr, Second Arrow shows distance gain/loss from 3rd Qtr to Finish Blue arrow indicates best gain in these quarters.



800

Visual positions in race at 2nd Quarter



400

Visual positions in race at 3rd Quarter

