

Newcastle Race 1 Distance 1609m

Tuesday, 30 December 2025


Gross Time: 1:56.20 MileRate: 1:56.20 LeadTime: 0.00s First Qtr: 28.70s Second Qtr: 29.30s Third Qtr: 29.10s Fourth Qtr: 29.10s

DATA TABLE: 800 / 400 Posi's are position from leader and (how wide the horse was at that position)

No	Horse	Plc	Mar	800 Posi	400 Posi	Time	3rd Qtr	4th Qt
8	GIRLSGOTCURLS	1	0.0m	3.6m (1)	1.1m (1)	1:56.20	28.92s	29.02s
5	NEVER KNOW BLAZE	2	0.8m	8.3m (1)	5.8m (1)	1:56.26	28.92s	28.74s
3	DRIVING MISS MOLLY	3	3.3m	12.2m (1)	10.0m (1)	1:56.45	28.94s	28.63s
4	HASLER	4	5.6m	0.0m (0)	0.0m (0)	1:56.63	29.10s	29.53s
1	ROCKNROLL CLARRY	5	5.6m	4.2m (0)	4.4m (0)	1:56.63	29.12s	29.21s
7	SHALAMAR MISS	6	6.2m	22.4m (1)	14.4m (2)	1:56.67	28.52s	28.53s
6	TASMANS DELIGHT	7	10.6m	19.4m (0)	18.8m (1)	1:57.01	29.06s	28.55s
2	GARRYS LARRY	8	10.7m	17.4m (1)	13.8m (1)	1:57.02	28.84s	28.92s
9	TIGER LOLA	9	13.8m	8.9m (0)	9.4m (0)	1:57.25	29.14s	29.47s
10	MAYWYN BONTON BOY	10	25.0m	13.3m (0)	13.8m (0)	1:58.11	29.14s	30.01s

Finish Position and metres gained

First Arrow shows distance gain/loss from 2nd Qtr to 3rd Qtr,
Second Arrow shows distance gain/loss from 3rd Qtr to Finish
Blue arrow indicates best gain in these quarters.



800

Visual positions in race at 2nd Quarter



400

Visual positions in race at 3rd Quarter



Powered by



Harness Analyser

Sectional Analysis Software

Not just form | Free Trial

www.facebook.com/PJHarnessRacing



RISE Digital, Harness Racing Australia nor the provider accepts any responsibility for the completeness or accuracy of any of the information contained herein, and makes no representations about its suitability for any particular purpose. Users should make their own judgements about those matters and/or seek independent advice. You assume all risks associated with use of data provided on this page

Newcastle Race 2 Distance 1609m

Tuesday, 30 December 2025


Gross Time: 1:54.60 MileRate: 1:54.60 LeadTime: 0.00s First Qtr: 27.60s Second Qtr: 30.40s Third Qtr: 28.60s Fourth Qtr: 28.00s

DATA TABLE: 800 / 400 Posi's are position from leader and (how wide the horse was at that position)

NoHorse	Plc	Mar	800 Posi	400 Posi	Time	3rd Qtr	4th Qt
7 AMERICAN WEREWOLF	1	0.0m	0.0m (0)	0.0m (0)	1:54.60	28.60s	28.00s
4 LOUIE DADA	2	4.9m	4.8m (0)	4.6m (0)	1:54.96	28.58s	28.04s
9 JOE BY THE SEASIDE	3	13.4m	9.9m (1)	10.2m (1)	1:55.59	28.62s	28.27s
1 HOWITIS	4	14.2m	9.0m (0)	8.8m (0)	1:55.65	28.58s	28.43s
2 RIPSTONE SNORTER	5	16.9m	17.7m (0)	17.1m (0)	1:55.84	28.54s	28.04s
3 RAINBOWSEND	6	17.6m	14.6m (1)	14.2m (2)	1:55.90	28.56s	28.30s
6 THE COUNTY SHERIFF	7	21.8m	22.8m (1)	21.0m (1)	1:56.20	28.46s	28.12s
5 CARPENTER	8	22.6m	13.5m (0)	13.1m (0)	1:56.26	28.56s	28.74s
8 KOWHAI BLAZE	9	23.0m	18.9m (1)	18.2m (2)	1:56.29	28.54s	28.41s

Finish Position and metres gained

First Arrow shows distance gain/loss from 2nd Qtr to 3rd Qtr,
Second Arrow shows distance gain/loss from 3rd Qtr to Finish
Blue arrow indicates best gain in these quarters.



800

Visual positions in race at 2nd Quarter



400

Visual positions in race at 3rd Quarter



Powered by



Harness Analyser

Sectional Analysis Software

Not just form | Free Trial

www.facebook.com/PJHarnessRacing



RISE Digital, Harness Racing Australia nor the provider accepts any responsibility for the completeness or accuracy of any of the information contained herein, and makes no representations about its suitability for any particular purpose. Users should make their own judgements about those matters and/or seek independent advice. You assume all risks associated with use of data provided on this page

Newcastle Race 3 Distance 1609m

Tuesday, 30 December 2025

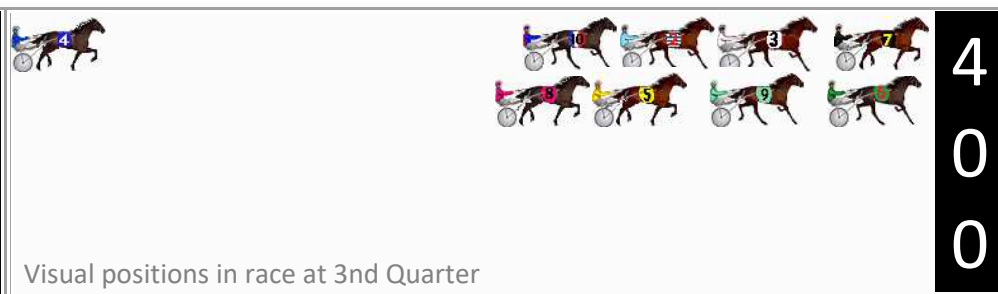


Gross Time: 1:55.80 MileRate: 1:55.80 LeadTime: 0.00s First Qtr: 28.20s Second Qtr: 29.70s Third Qtr: 28.80s Fourth Qtr: 29.10s

DATA TABLE: 800 / 400 Posi's are position from leader and (how wide the horse was at that position)

No	Horse	Plc	Mar	800 Posi	400 Posi	Time	3rd Qtr	4th Qt
9	JACQUELINE ROSE	1	0.0m	7.0m (1)	5.0m (1)	1:55.80	28.66s	28.74s
3	PENURIOUS	2	0.1m	3.9m (0)	4.7m (0)	1:55.81	28.86s	28.77s
2	HEAVENLY SONG	3	3.1m	8.4m (0)	8.6m (0)	1:56.04	28.82s	28.72s
6	CAPTAIN DORIAN	4	12.2m	2.8m (1)	0.3m (1)	1:56.73	28.62s	30.01s
5	BETTATHANMOZARELLA	5	13.9m	10.9m (1)	9.7m (1)	1:56.86	28.72s	29.46s
8	GIMMEFIVEMINUTES MORE	6	14.9m	17.0m (1)	13.6m (1)	1:56.94	28.56s	29.26s
10	BULL SHARK	7	15.4m	12.6m (0)	12.5m (0)	1:56.98	28.80s	29.38s
7	SMOOTH ROLLING	8	21.1m	0.0m (0)	0.0m (0)	1:57.41	28.80s	30.71s
4	CORAL CAYS	9	66.7m	40.8m (0)	43.6m (0)	2:00.89	29.02s	31.05s

Finish Position and metres gained

First Arrow shows distance gain/loss from 2nd Qtr to 3rd Qtr, Second Arrow shows distance gain/loss from 3rd Qtr to Finish
Blue arrow indicates best gain in these quarters.



Newcastle Race 4 Distance 1609m

Tuesday, 30 December 2025


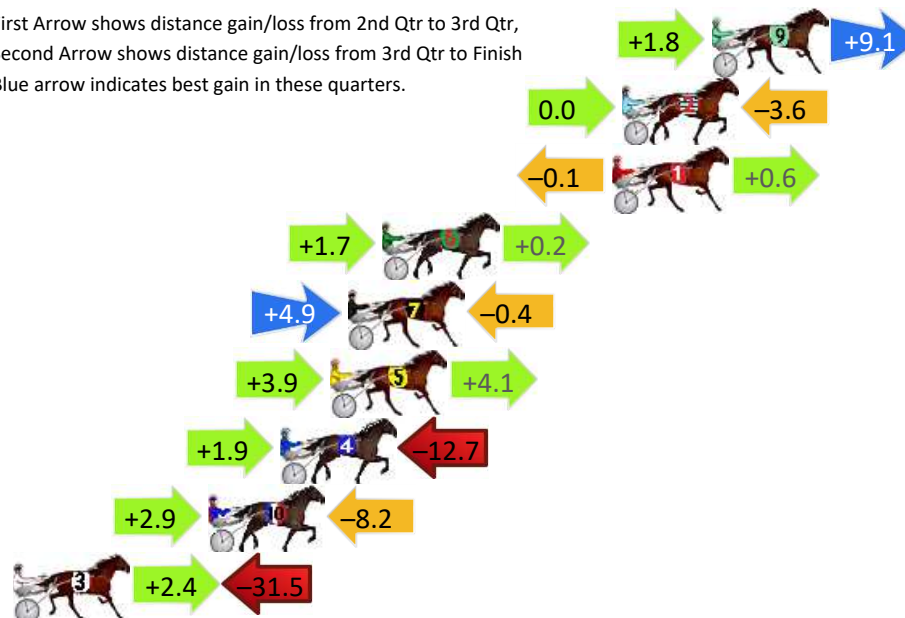
Gross Time: 1:55.30 MileRate: 1:55.30 LeadTime: 0.00s First Qtr: 27.70s Second Qtr: 31.10s Third Qtr: 28.70s Fourth Qtr: 27.80s

DATA TABLE: 800 / 400 Posi's are position from leader and (how wide the horse was at that position)

NoHorse	Plc	Mar	800 Posi	400 Posi	Time	3rd Qtr	4th Qt
9 RIPPIN RUPERT	1	0.0m	10.9m (0)	9.1m (0)	1:55.30	28.56s	27.16s
2 SURF ACE	2	3.6m	0.0m (0)	0.0m (0)	1:55.56	28.70s	28.06s
1 D J ROCK	3	4.0m	4.5m (0)	4.6m (0)	1:55.59	28.70s	27.77s
6 ANNIE CROCKER	4	13.2m	15.1m (0)	13.4m (0)	1:56.27	28.56s	27.83s
7 YESNOMAYBESO	5	14.6m	19.1m (1)	14.2m (1)	1:56.37	28.34s	27.87s
5 SUPERBON	6	15.3m	23.3m (1)	19.4m (1)	1:56.42	28.40s	27.56s
4 MAJOR JAROD	7	17.3m	6.5m (1)	4.6m (1)	1:56.56	28.56s	28.74s
10 WAHAKA	8	20.2m	14.9m (1)	12.0m (3)	1:56.78	28.48s	28.44s
3 SAINT KARAMARA	9	39.5m	10.4m (1)	8.0m (2)	1:58.19	28.52s	30.13s

Finish Position and metres gained

First Arrow shows distance gain/loss from 2nd Qtr to 3rd Qtr,
Second Arrow shows distance gain/loss from 3rd Qtr to Finish
Blue arrow indicates best gain in these quarters.



800

Visual positions in race at 2nd Quarter



400

Visual positions in race at 3rd Quarter



Powered by



Harness Analyser

Sectional Analysis Software

Not just form | Free Trial

www.facebook.com/PJHarnessRacing



RISE Digital, Harness Racing Australia nor the provider accepts any responsibility for the completeness or accuracy of any of the information contained herein, and makes no representations about its suitability for any particular purpose. Users should make their own judgements about those matters and/or seek independent advice. You assume all risks associated with use of data provided on this page

Newcastle Race 5 Distance 1609m

Tuesday, 30 December 2025

Gross Time: 1:53.90 MileRate: 1:53.90 LeadTime: 0.00s First Qtr: 28.20s Second Qtr: 29.20s Third Qtr: 28.20s Fourth Qtr: 28.30s

DATA TABLE: 800 / 400 Posi's are position from leader and (how wide the horse was at that position)

NoHorse	Plc	Mar	800 Posi	400 Posi	Time	3rd Qtr	4th Qt
7 HEZA DOOZIE	1	0.0m	0.0m (0)	0.0m (0)	1:53.90	28.20s	28.30s
9 RACING PAULA	2	2.0m	8.6m (0)	9.1m (0)	1:54.05	28.24s	27.81s
1 GROSESTAR	3	5.5m	4.6m (0)	4.9m (0)	1:54.31	28.22s	28.37s
10 HEZA PLAYER	4	8.9m	8.6m (1)	10.8m (2)	1:54.56	28.36s	28.20s
2 ABSTRACT ART	5	11.7m	4.3m (1)	9.1m (1)	1:54.77	28.54s	28.53s
5 NEVER KNOW CHARLIE	6	14.3m	17.1m (1)	18.8m (2)	1:54.96	28.32s	28.04s
8 MCCRIKEY	7	14.4m	21.1m (1)	23.4m (1)	1:54.97	28.36s	27.73s
6 FAR OUT RINGO	8	14.9m	12.6m (0)	12.5m (0)	1:55.01	28.20s	28.53s
3 SWEETLY SPOKEN	9	20.3m	20.0m (0)	21.1m (0)	1:55.41	28.28s	28.33s
4 NIGHT TO REMEMBER	10	21.2m	12.8m (1)	16.5m (1)	1:55.48	28.46s	28.72s

Finish Position and metres gained

First Arrow shows distance gain/loss from 2nd Qtr to 3rd Qtr,
Second Arrow shows distance gain/loss from 3rd Qtr to Finish
Blue arrow indicates best gain in these quarters.



800

Visual positions in race at 2nd Quarter



400

Visual positions in race at 3rd Quarter

Newcastle Race 6 Distance 1609m

Tuesday, 30 December 2025


Gross Time: 1:54.80 MileRate: 1:54.80 LeadTime: 0.00s First Qtr: 27.80s Second Qtr: 30.10s Third Qtr: 28.10s Fourth Qtr: 28.80s

DATA TABLE: 800 / 400 Posi's are position from leader and (how wide the horse was at that position)

NoHorse	Plc	Mar	800 Posi	400 Posi	Time	3rd Qtr	4th Qt
3 WILLS WAY	1	0.0m	0.0m (0)	0.0m (0)	1:54.80	28.10s	28.80s
9 ULTIMATE RHAPSODY	2	4.6m	2.6m (1)	1.7m (1)	1:55.15	28.04s	29.03s
5 WICKED LEGEND	3	10.0m	7.7m (1)	6.8m (1)	1:55.56	28.04s	29.08s
10 TINTINS TREASURE	4	16.4m	14.9m (0)	14.7m (0)	1:56.04	28.10s	29.00s
8 TRIED AND TRUSTED	5	19.5m	20.9m (1)	21.5m (2)	1:56.27	28.16s	28.75s
1 FLEUR BELLA	6	23.6m	4.6m (0)	5.1m (0)	1:56.58	28.14s	30.22s
2 DRAKAINA	7	24.1m	9.5m (0)	10.2m (0)	1:56.62	28.16s	29.90s
4 SKY CITY	8	24.4m	16.9m (1)	17.5m (2)	1:56.64	28.16s	29.40s
6 OTIS RISING	9	38.4m	12.3m (1)	15.8m (1)	1:57.70	28.36s	30.58s
7 TAMATINE TANE	10	55.4m	31.5m (0)	27.7m (0)	1:58.99	27.86s	31.03s

Finish Position and metres gained

First Arrow shows distance gain/loss from 2nd Qtr to 3rd Qtr,
Second Arrow shows distance gain/loss from 3rd Qtr to Finish
Blue arrow indicates best gain in these quarters.



Visual positions in race at 2nd Quarter

800



Visual positions in race at 3rd Quarter

400

Newcastle Race 7 Distance 1609m

Tuesday, 30 December 2025




Gross Time: 1:58.20 MileRate: 1:58.20 LeadTime: 0.00s First Qtr: 29.50s Second Qtr: 31.00s Third Qtr: 29.50s Fourth Qtr: 28.20s

DATA TABLE: 800 / 400 Posi's are position from leader and (how wide the horse was at that position)

No	Horse	Plc	Mar	800 Posi	400 Posi	Time	3rd Qtr	4th Qt
1	LOCHINVAR TIGER	1	0.0m	0.0m (0)	0.0m (0)	1:58.20	29.50s	28.20s
7	STANNUM	2	0.8m	9.6m (1)	7.3m (1)	1:58.26	29.32s	27.74s
3	MIDNIGHT HAZE	3	1.9m	4.4m (0)	4.5m (0)	1:58.34	29.50s	28.02s
4	THATS WICKED	4	3.2m	13.9m (0)	12.6m (0)	1:58.44	29.38s	27.54s
9	DIAMONDINTHEROUGH	5	5.2m	4.6m (1)	3.1m (1)	1:58.59	29.38s	28.37s
10	TARAS TEMPTATION	6	6.5m	9.3m (0)	8.4m (0)	1:58.68	29.42s	28.08s
5	HIWAYTHREENINENINE	7	13.7m	18.8m (0)	17.3m (0)	1:59.22	29.36s	27.98s
2	CYCLONE DAISY	8	18.5m	14.5m (1)	11.7m (1)	1:59.57	29.28s	28.73s
11	TARAESS	9	23.2m	18.8m (1)	16.2m (1)	1:59.92	29.28s	28.76s
6	CENT FOR PLEASURE	10	111.4m	64.1m (0)	73.3m (0)	2:06.46	30.06s	31.20s

Finish Position and metres gained

First Arrow shows distance gain/loss from 2nd Qtr to 3rd Qtr, Second Arrow shows distance gain/loss from 3rd Qtr to Finish Blue arrow indicates best gain in these quarters.



Newcastle Race 8 Distance 1609m

Tuesday, 30 December 2025


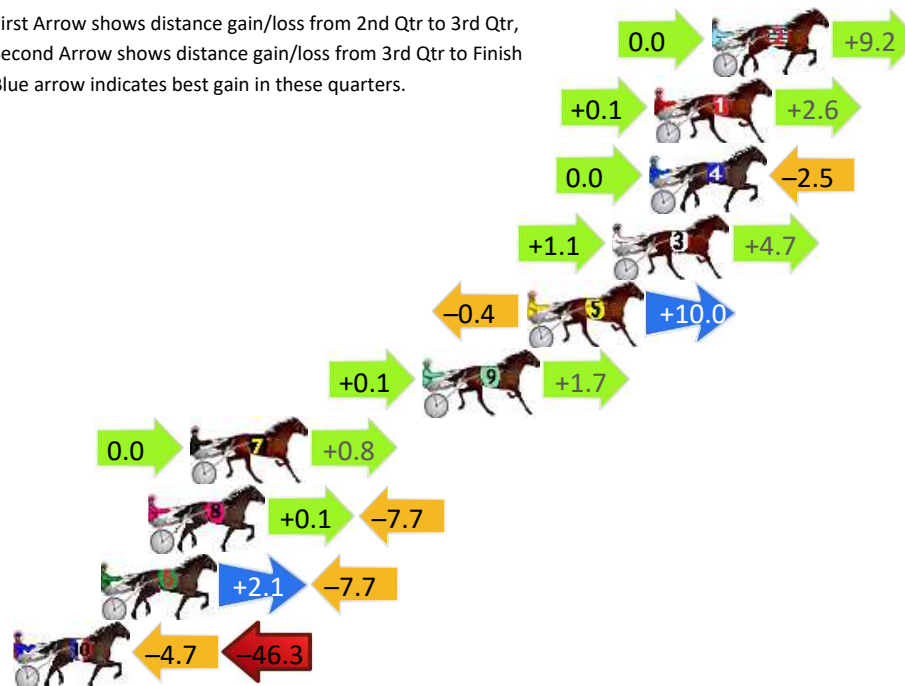
Gross Time: 1:55.50 MileRate: 1:55.50 LeadTime: 0.00s First Qtr: 27.30s Second Qtr: 28.90s Third Qtr: 28.90s Fourth Qtr: 30.40s

DATA TABLE: 800 / 400 Posi's are position from leader and (how wide the horse was at that position)

NoHorse	Plc	Mar	800 Posi	400 Posi	Time	3rd Qtr	4th Qt
2 BROOKESSMARTDAN CER	1	0.0m	9.2m (0)	9.2m (0)	1:55.50	28.92s	29.72s
1 WHAT FOR	2	2.3m	5.0m (0)	4.9m (0)	1:55.68	28.90s	30.22s
4 MAC STUBBORN	3	2.5m	0.0m (0)	0.0m (0)	1:55.70	28.90s	30.60s
3 CLASSICMAJOR	4	4.0m	9.8m (1)	8.7m (2)	1:55.82	28.84s	30.08s
5 MICKEY BE NIMBLE	5	7.4m	17.0m (0)	17.4m (0)	1:56.09	28.96s	29.71s
9 WALLAROY BOY	6	11.6m	13.4m (0)	13.3m (0)	1:56.42	28.92s	30.34s
7 MACS TOMADO	7	20.9m	21.7m (0)	21.7m (0)	1:57.16	28.94s	30.46s
8 SPARKLING SUE	8	22.6m	15.0m (1)	14.9m (2)	1:57.30	28.92s	31.10s
6 POWERLINC	9	24.5m	18.9m (1)	16.8m (1)	1:57.45	28.78s	31.11s
10 BARRYS ROSE	10	56.3m	5.3m (1)	10.0m (1)	1:59.98	29.26s	34.14s

Finish Position and metres gained

First Arrow shows distance gain/loss from 2nd Qtr to 3rd Qtr, Second Arrow shows distance gain/loss from 3rd Qtr to Finish Blue arrow indicates best gain in these quarters.



Visual positions in race at 2nd Quarter



Visual positions in race at 3rd Quarter



Powered by



Harness Analyser

Sectional Analysis Software

Not just form | Free Trial

www.facebook.com/PJHarnessRacing



RISE Digital, Harness Racing Australia nor the provider accepts any responsibility for the completeness or accuracy of any of the information contained herein, and makes no representations about its suitability for any particular purpose. Users should make their own judgements about those matters and/or seek independent advice. You assume all risks associated with use of data provided on this page

Newcastle Race 9 Distance 1609m

Tuesday, 30 December 2025


Gross Time: 1:57.40 MileRate: 1:57.40 LeadTime: 0.00s First Qtr: 29.90s Second Qtr: 30.70s Third Qtr: 28.50s Fourth Qtr: 28.30s

DATA TABLE: 800 / 400 Posi's are position from leader and (how wide the horse was at that position)

NoHorse	Plc	Mar	800 Posi	400 Posi	Time	3rd Qtr	4th Qt
2 HALLOWEEN	1	0.0m	0.0m (0)	0.0m (0)	1:57.40	28.50s	28.30s
10 BREXITT	2	9.9m	7.6m (1)	8.2m (1)	1:58.14	28.54s	28.46s
1 IDEAL HEAVEN	3	11.7m	4.5m (0)	5.7m (0)	1:58.27	28.58s	28.77s
9 SPECIALIZE LOU	4	16.1m	9.9m (0)	10.2m (0)	1:58.60	28.52s	28.78s
6 ROCKNROLL TONY	5	17.0m	14.4m (0)	14.7m (0)	1:58.66	28.52s	28.52s
3 NOWORRIES	6	20.1m	12.7m (1)	11.3m (2)	1:58.89	28.40s	28.99s
5 OLLIE ONE SHOT	7	22.1m	3.1m (1)	4.0m (1)	1:59.04	28.56s	29.66s
8 TACKAS PRINCESS	8	26.5m	21.7m (1)	21.5m (2)	1:59.37	28.48s	28.75s
4 DREAM TO DANCE	9	28.1m	17.2m (1)	18.7m (1)	1:59.49	28.60s	29.07s

Finish Position and metres gained

First Arrow shows distance gain/loss from 2nd Qtr to 3rd Qtr,
Second Arrow shows distance gain/loss from 3rd Qtr to Finish
Blue arrow indicates best gain in these quarters.



800

Visual positions in race at 2nd Quarter



400

Visual positions in race at 3rd Quarter



Powered by



Harness Analyser

Sectional Analysis Software

Not just form | Free Trial

www.facebook.com/PJHarnessRacing



RISE Digital, Harness Racing Australia nor the provider accepts any responsibility for the completeness or accuracy of any of the information contained herein, and makes no representations about its suitability for any particular purpose. Users should make their own judgements about those matters and/or seek independent advice. You assume all risks associated with use of data provided on this page