

Albury Race 1 Distance 1770m

Wednesday, 31 December 2025


Gross Time: 2:13.70 MileRate: 2:01.60 LeadTime: 11.60s First Qtr: 29.20s Second Qtr: 31.30s Third Qtr: 29.70s Fourth Qtr: 31.90s

DATA TABLE: 800 / 400 Posi's are position from leader and (how wide the horse was at that position)

NoHorse	Plc	Mar	800 Posi	400 Posi	Time	3rd Qtr	4th Qt
6 THE LURKER	1	0.0m	17.6m (1)	19.0m (3)	2:13.70	29.86s	30.39s
4 FLEXI BET	2	1.5m	5.0m (1)	7.6m (0)	2:13.82	29.92s	31.42s
3 ARKLOW	3	2.6m	0.0m (0)	0.0m (0)	2:13.92	29.69s	32.11s
8 LITTLE COOL	4	10.4m	9.2m (1)	10.4m (2)	2:14.57	29.79s	31.90s
2 SOMEBODYS GIRL	5	14.0m	0.6m (1)	6.8m (1)	2:14.87	30.16s	32.47s
7 ROLL THE ACES	6	17.2m	8.0m (0)	14.6m (1)	2:15.13	30.20s	32.11s
5 BOSS MAJOR	7	27.0m	13.8m (0)	22.2m (0)	2:15.95	30.33s	32.28s
9 SOCIAL STATUS	8	30.2m	13.6m (1)	17.6m (2)	2:16.22	29.97s	32.90s
1 GLAMORS SYMBOL	9	47.5m	4.0m (0)	14.8m (0)	2:17.66	30.44s	34.49s

Finish Position and metres gained

First Arrow shows distance gain/loss from 2nd Qtr to 3rd Qtr,
Second Arrow shows distance gain/loss from 3rd Qtr to Finish
Blue arrow indicates best gain in these quarters.



800

Visual positions in race at 2nd Quarter



400

Visual positions in race at 3rd Quarter



Powered by



Harness Analyser

Sectional Analysis Software

Not just form | Free Trial

www.facebook.com/PJHarnessRacing



RISE Digital, Harness Racing Australia nor the provider accepts any responsibility for the completeness or accuracy of any of the information contained herein, and makes no representations about its suitability for any particular purpose. Users should make their own judgements about those matters and/or seek independent advice. You assume all risks associated with use of data provided on this page

Albury Race 2 Distance 1770m

Wednesday, 31 December 2025


Gross Time: 2:13.80 MileRate: 2:01.60 LeadTime: 11.90s First Qtr: 32.10s Second Qtr: 31.10s Third Qtr: 29.10s Fourth Qtr: 29.60s

DATA TABLE: 800 / 400 Posi's are position from leader and (how wide the horse was at that position)

No	Horse	Plc	Mar	800 Posi	400 Posi	Time	3rd Qtr	4th Qt
4	OAK RIDGE	1	0.0m	0.0m (0)	0.0m (0)	2:13.80	29.10s	29.60s
5	SHAKEN SANDS	2	3.0m	9.6m (1)	11.2m (2)	2:14.03	29.22s	29.00s
1	BIDGEE BABE	3	3.4m	1.4m (1)	2.4m (1)	2:14.06	29.17s	29.67s
2	MELATI BOY	4	6.5m	4.0m (0)	5.0m (0)	2:14.30	29.17s	29.71s
6	BETTERTHANTHEBOYZ	5	12.3m	14.4m (0)	15.6m (0)	2:14.75	29.19s	29.36s
7	GLAMOUR FOX	6	13.7m	5.6m (1)	8.8m (1)	2:14.86	29.33s	29.96s
8	NIXSUN	7	16.7m	8.4m (0)	10.6m (0)	2:15.10	29.26s	30.05s
3	ALL SO SASSY	8	23.1m	14.4m (1)	18.4m (1)	2:15.59	29.39s	29.95s

Finish Position and metres gained

First Arrow shows distance gain/loss from 2nd Qtr to 3rd Qtr, Second Arrow shows distance gain/loss from 3rd Qtr to Finish
Blue arrow indicates best gain in these quarters.



800

Visual positions in race at 2nd Quarter



400

Visual positions in race at 3rd Quarter



Powered by



Harness Analyser

Sectional Analysis Software

Not just form | Free Trial

www.facebook.com/PJHarnessRacing



RISE Digital, Harness Racing Australia nor the provider accepts any responsibility for the completeness or accuracy of any of the information contained herein, and makes no representations about its suitability for any particular purpose. Users should make their own judgements about those matters and/or seek independent advice. You assume all risks associated with use of data provided on this page

Albury Race 3 Distance 1770m

Wednesday, 31 December 2025

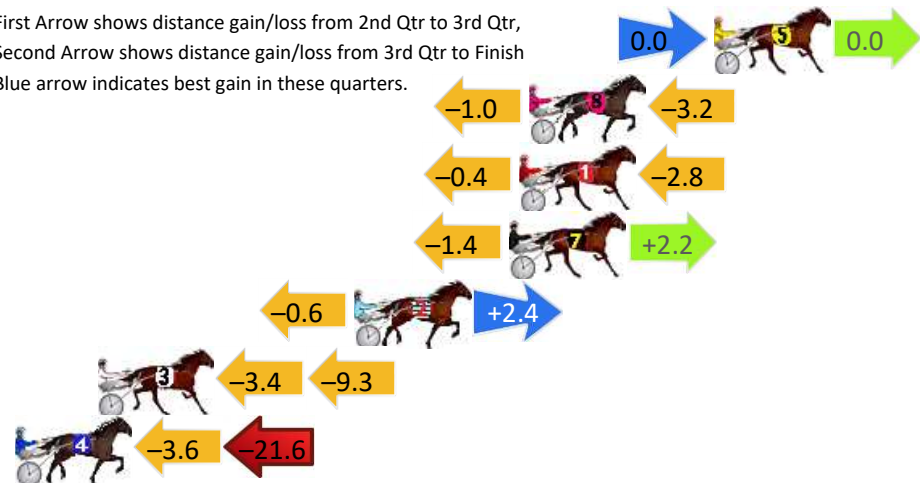
Gross Time: 2:13.30 MileRate: 2:01.20 LeadTime: 11.90s First Qtr: 29.60s Second Qtr: 31.00s Third Qtr: 29.80s Fourth Qtr: 31.00s

DATA TABLE: 800 / 400 Posi's are position from leader and (how wide the horse was at that position)

NoHorse	Plc	Mar	800 Posi	400 Posi	Time	3rd Qtr	4th Qt
5 MEGS MONARO	1	0.0m	0.0m (0)	0.0m (0)	2:13.30	29.80s	31.00s
8 CRESCO THREEPEAT	2	7.4m	3.2m (1)	4.2m (1)	2:13.90	29.87s	31.25s
1 NIFTY SCHOOBEE	3	7.8m	4.6m (0)	5.0m (0)	2:13.93	29.83s	31.22s
7 SPRING DELIGHT	4	8.2m	9.0m (0)	10.4m (0)	2:13.96	29.91s	30.83s
2 BONJORGE	5	14.4m	16.2m (1)	16.8m (2)	2:14.47	29.85s	30.82s
3 RAINBOW TITAN	6	24.7m	12.0m (1)	15.4m (1)	2:15.30	30.04s	31.72s
4 SYNCOPATED SHUFFLE	7	32.6m	7.4m (1)	11.0m (1)	2:15.94	30.04s	32.66s

Finish Position and metres gained

First Arrow shows distance gain/loss from 2nd Qtr to 3rd Qtr,
Second Arrow shows distance gain/loss from 3rd Qtr to Finish
Blue arrow indicates best gain in these quarters.



800

Visual positions in race at 2nd Quarter



400

Visual positions in race at 3rd Quarter



Powered by



Harness Analyser

Sectional Analysis Software

Not just form | Free Trial

www.facebook.com/PJHarnessRacing



RISE Digital, Harness Racing Australia nor the provider accepts any responsibility for the completeness or accuracy of any of the information contained herein, and makes no representations about its suitability for any particular purpose. Users should make their own judgements about those matters and/or seek independent advice. You assume all risks associated with use of data provided on this page

Albury Race 4 Distance 1770m

Wednesday, 31 December 2025

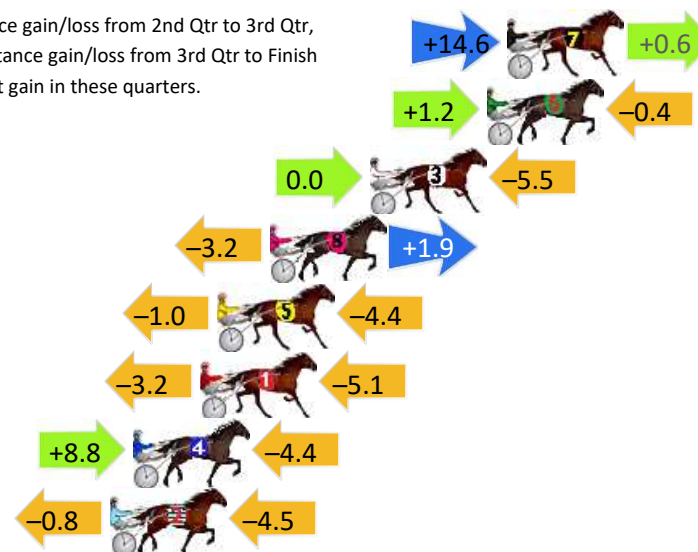
Gross Time: 2:13.50 MileRate: 2:01.40 LeadTime: 11.70s First Qtr: 30.40s Second Qtr: 32.60s Third Qtr: 29.40s Fourth Qtr: 29.40s

DATA TABLE: 800 / 400 Posi's are position from leader and (how wide the horse was at that position)

NoHorse	Plc	Mar	800 Posi	400 Posi	Time	3rd Qtr	4th Qt
7 JILLIBY RYDER	1	0.0m	15.2m (1)	0.6m (2)	2:13.50	28.33s	29.36s
6 KRAKEY	2	0.8m	1.6m (1)	0.4m (1)	2:13.56	29.31s	29.43s
3 TOTALLY STUNNING	3	5.5m	0.0m (0)	0.0m (0)	2:13.92	29.40s	29.80s
8 DOUBLE THE HUNTER	4	9.5m	8.2m (0)	11.4m (0)	2:14.23	29.63s	29.26s
5 OUTBACK QUEENIE	5	11.6m	6.2m (1)	7.2m (1)	2:14.39	29.47s	29.72s
1 MODERN SHEEN	6	12.3m	4.0m (0)	7.2m (0)	2:14.45	29.63s	29.77s
4 TWO BLUES BLING	7	15.0m	19.4m (1)	10.6m (2)	2:14.66	28.76s	29.72s
2 BOUY	8	15.9m	10.6m (1)	11.4m (1)	2:14.73	29.46s	29.73s


Finish Position and metres gained

First Arrow shows distance gain/loss from 2nd Qtr to 3rd Qtr, Second Arrow shows distance gain/loss from 3rd Qtr to Finish Blue arrow indicates best gain in these quarters.



800

Visual positions in race at 2nd Quarter



400

Visual positions in race at 3rd Quarter



Powered by



Harness Analyser

Sectional Analysis Software

Not just form | Free Trial

www.facebook.com/PJHarnessRacing



RISE Digital, Harness Racing Australia nor the provider accepts any responsibility for the completeness or accuracy of any of the information contained herein, and makes no representations about its suitability for any particular purpose. Users should make their own judgements about those matters and/or seek independent advice. You assume all risks associated with use of data provided on this page

Albury Race 5 Distance 1770m

Wednesday, 31 December 2025


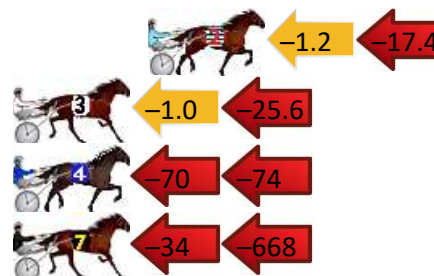
Gross Time: 2:12.40 MileRate: 2:00.40 LeadTime: 11.50s First Qtr: 29.00s Second Qtr: 30.60s Third Qtr: 30.60s Fourth Qtr: 30.70s

DATA TABLE: 800 / 400 Posi's are position from leader and (how wide the horse was at that position)

NoHorse	Plc	Mar	800 Posi	400 Posi	Time	3rd Qtr	4th Qt
1 STRAWBERRY FLAME	1	0.0m	31.0m (0)	5.8m (2)	2:12.40	28.68s	30.26s
8 SAHARA SEAKRET	2	0.2m	0.0m (0)	0.0m (0)	2:12.42	30.60s	30.72s
6 SPARTAN SHIELD	3	2.4m	8.6m (0)	5.4m (1)	2:12.59	30.36s	30.47s
2 BELLE ALCHERA	4	22.6m	4.0m (0)	5.2m (0)	2:14.22	30.69s	32.03s
3 GLENANGE MISS	5	41.6m	15.0m (0)	16.0m (0)	2:15.74	30.67s	32.65s
4 MIGHTY MINNIE	6	323.6m	180.0m (0)	250.0m (0)	2:38.39	35.92s	36.32s
7 IM ON NO SLEEP	7	704.7m	3.6m (1)	37.0m (1)	3:09.00	33.06s	81.66s

Finish Position and metres gained

First Arrow shows distance gain/loss from 2nd Qtr to 3rd Qtr,
Second Arrow shows distance gain/loss from 3rd Qtr to Finish
Blue arrow indicates best gain in these quarters.



Albury Race 6 Distance 1770m

Wednesday, 31 December 2025

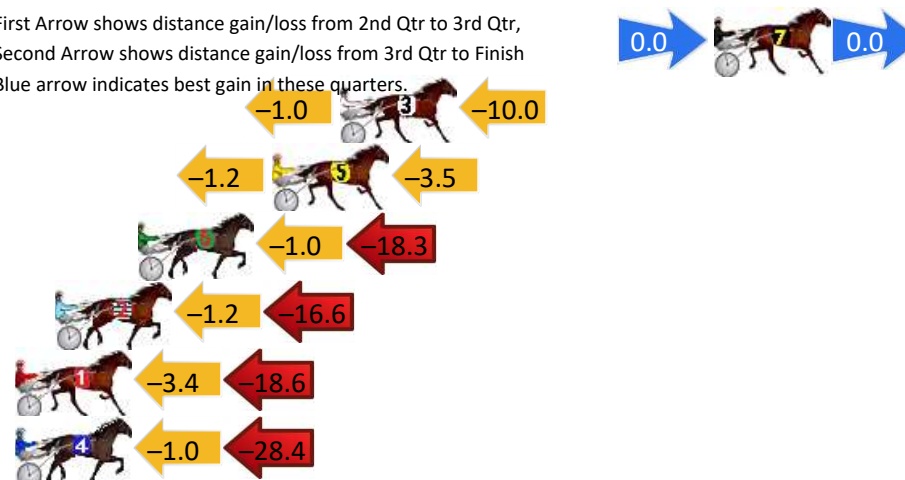
Gross Time: 2:10.70 MileRate: 1:58.80 LeadTime: 11.30s First Qtr: 30.30s Second Qtr: 32.30s Third Qtr: 28.30s Fourth Qtr: 28.50s

DATA TABLE: 800 / 400 Posi's are position from leader and (how wide the horse was at that position)

NoHorse	Plc	Mar	800 Posi	400 Posi	Time	3rd Qtr	4th Qt
7 WE DEALIN DIAMONDS	1	0.0m	0.0m (0)	0.0m (0)	2:10.70	28.30s	28.50s
3 YARRAMAN JOLT	2	15.0m	4.0m (0)	5.0m (0)	2:11.82	28.37s	29.21s
5 FLOJOS BEST	3	17.7m	13.0m (1)	14.2m (2)	2:12.02	28.38s	28.75s
6 WAMBOYNE MACHETE	4	23.1m	3.8m (1)	4.8m (1)	2:12.43	28.37s	29.80s
2 KEAYANG KAUNA	5	26.4m	8.6m (0)	9.8m (0)	2:12.68	28.38s	29.68s
1 MY MATE ACE	6	34.6m	12.6m (0)	16.0m (0)	2:13.29	28.54s	29.82s
4 HUNGRYFORLOVE	7	38.0m	8.6m (1)	9.6m (1)	2:13.54	28.36s	30.51s

Finish Position and metres gained

First Arrow shows distance gain/loss from 2nd Qtr to 3rd Qtr, Second Arrow shows distance gain/loss from 3rd Qtr to Finish
Blue arrow indicates best gain in these quarters.



800

Visual positions in race at 2nd Quarter



400

Visual positions in race at 3rd Quarter



Powered by



Harness Analyser

Sectional Analysis Software

Not just form | Free Trial

www.facebook.com/PJHarnessRacing



RISE Digital, Harness Racing Australia nor the provider accepts any responsibility for the completeness or accuracy of any of the information contained herein, and makes no representations about its suitability for any particular purpose. Users should make their own judgements about those matters and/or seek independent advice. You assume all risks associated with use of data provided on this page

Albury Race 7 Distance 1770m

Wednesday, 31 December 2025

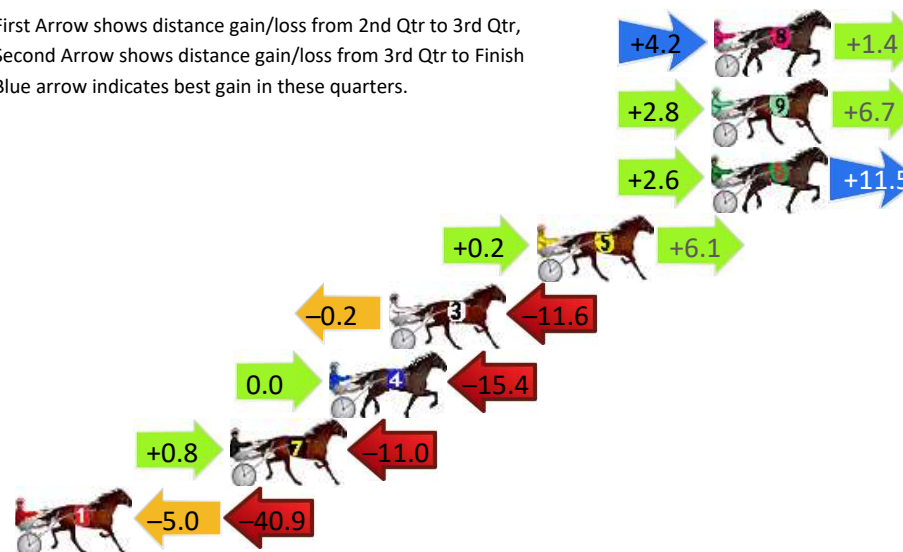
Gross Time: 2:14.50 MileRate: 2:02.30 LeadTime: 11.50s First Qtr: 29.30s Second Qtr: 32.20s Third Qtr: 30.40s Fourth Qtr: 31.10s

DATA TABLE: 800 / 400 Posi's are position from leader and (how wide the horse was at that position)

No	Horse	Plc	Mar	800 Posi	400 Posi	Time	3rd Qtr	4th Qt
8	CRACKER MISS	1	0.0m	5.6m (1)	1.4m (2)	2:14.50	30.08s	30.99s
9	COMPLICATED	2	0.1m	9.6m (1)	6.8m (2)	2:14.51	30.19s	30.58s
6	LIFE GETS BETTER	3	0.1m	14.2m (1)	11.6m (2)	2:14.51	30.21s	30.21s
5	I AM THE TORNADO	4	7.1m	13.4m (0)	13.2m (1)	2:15.08	30.39s	30.63s
3	OKTOLOVE	5	13.0m	1.2m (1)	1.4m (1)	2:15.56	30.41s	32.00s
4	DIDNT I	6	15.4m	0.0m (0)	0.0m (0)	2:15.75	30.39s	32.29s
7	NO MORE PROMISES	7	19.4m	9.2m (0)	8.4m (1)	2:16.08	30.33s	31.95s
1	NIFTY JOLT	8	50.7m	4.8m (0)	9.8m (0)	2:18.62	30.75s	34.26s

Finish Position and metres gained

First Arrow shows distance gain/loss from 2nd Qtr to 3rd Qtr,
Second Arrow shows distance gain/loss from 3rd Qtr to Finish
Blue arrow indicates best gain in these quarters.



800

Visual positions in race at 2nd Quarter



400

Visual positions in race at 3rd Quarter



Powered by



Harness Analyser

Sectional Analysis Software

Not just form | Free Trial

www.facebook.com/PJHarnessRacing



RISE Digital, Harness Racing Australia nor the provider accepts any responsibility for the completeness or accuracy of any of the information contained herein, and makes no representations about its suitability for any particular purpose. Users should make their own judgements about those matters and/or seek independent advice. You assume all risks associated with use of data provided on this page