

Parkes Race 1 Distance 2040m

Wednesday, 31 December 2025



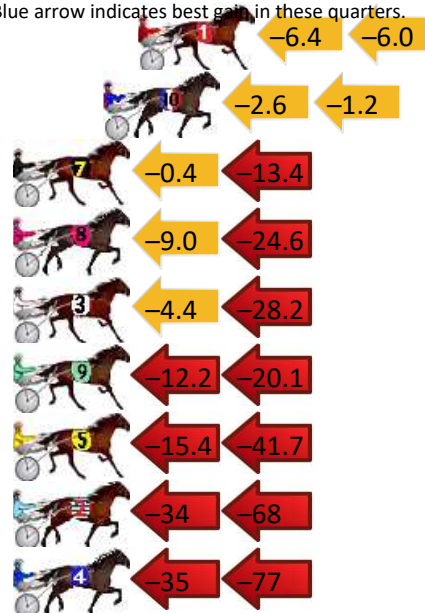
Gross Time: 2:33.80 MileRate: 2:01.30 LeadTime: 34.10s First Qtr: 31.20s Second Qtr: 29.50s Third Qtr: 28.90s Fourth Qtr: 30.10s

DATA TABLE: 800 / 400 Posi's are position from leader and (how wide the horse was at that position)

No	Horse	Plc	Mar	800 Posi	400 Posi	Time	3rd Qtr	4th Qt
6	MERRYWOOD ROSIE	1	0.0m	0.2m (1)	0.0m (1)	2:33.80	28.89s	30.10s
1	YANKEE BABE	2	23.0m	10.6m (1)	17.0m (2)	2:35.61	29.36s	30.55s
10	MCSIREN	3	24.4m	20.6m (1)	23.2m (1)	2:35.72	29.09s	30.19s
7	SHES DUNNA RUNNA	4	30.8m	17.0m (0)	17.4m (1)	2:36.23	28.91s	31.10s
8	ROCKAMARA	5	33.6m	0.0m (0)	9.0m (0)	2:36.45	29.52s	31.94s
3	MISS HALLIE	6	36.8m	4.2m (1)	8.6m (1)	2:36.70	29.18s	32.21s
9	BABLING BABLING	7	47.9m	15.6m (1)	27.8m (1)	2:37.58	29.76s	31.60s
5	TULHURST CHASE	8	61.5m	4.4m (0)	19.8m (0)	2:38.65	29.97s	33.22s
2	IMA TIGGY TIGER	9	137.6m	36.0m (0)	70.0m (0)	2:44.65	31.29s	35.16s
4	TEDDY ZING	10	156.6m	45.0m (1)	80.0m (0)	2:46.14	31.35s	35.83s

Finish Position and metres gained

First Arrow shows distance gain/loss from 2nd Qtr to 3rd Qtr, Second Arrow shows distance gain/loss from 3rd Qtr to Finish
Blue arrow indicates best gain in these quarters.



Parkes Race 2 Distance 1660m

Wednesday, 31 December 2025

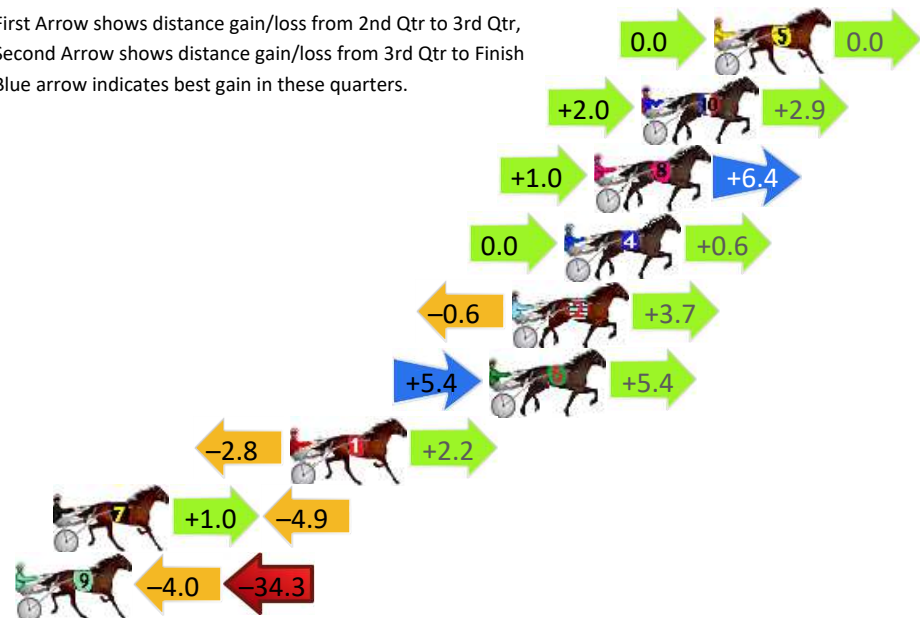
Gross Time: 2:02.10 MileRate: 1:58.30 LeadTime: 3.80s First Qtr: 27.20s Second Qtr: 30.90s Third Qtr: 29.90s Fourth Qtr: 30.30s

DATA TABLE: 800 / 400 Posi's are position from leader and (how wide the horse was at that position)

No	Horse	Plc	Mar	800 Posi	400 Posi	Time	3rd Qtr	4th Qt
5	DEAD EYE TIKI	1	0.0m	0.0m (0)	0.0m (0)	2:02.10	29.90s	30.30s
10	HOLME BOY	2	2.9m	7.8m (1)	5.8m (2)	2:02.33	29.75s	30.08s
8	TULHURST PEBBLES	3	4.8m	12.2m (1)	11.2m (2)	2:02.48	29.83s	29.82s
4	SPRINGFIELD DESIRE	4	6.0m	6.6m (0)	6.6m (0)	2:02.58	29.90s	30.25s
2	IRK MCGLURK	5	8.1m	11.2m (0)	11.8m (0)	2:02.74	29.95s	30.02s
6	REASON TO LAUGH	6	9.0m	19.8m (0)	14.4m (1)	2:02.81	29.50s	29.89s
1	INGERMARLA	7	17.0m	16.4m (1)	19.2m (2)	2:03.45	30.11s	30.13s
7	COOL DUDE JOEY	8	26.5m	22.6m (1)	21.6m (0)	2:04.20	29.82s	30.67s
9	PYEKAKARIKI	9	41.9m	3.6m (1)	7.6m (1)	2:05.42	30.18s	32.88s

Finish Position and metres gained

First Arrow shows distance gain/loss from 2nd Qtr to 3rd Qtr,
Second Arrow shows distance gain/loss from 3rd Qtr to Finish
Blue arrow indicates best gain in these quarters.



Visual positions in race at 2nd Quarter



Visual positions in race at 3rd Quarter



Powered by



Harness Analyser

Sectional Analysis Software

Not just form | Free Trial

www.facebook.com/PJHarnessRacing



RISE Digital, Harness Racing Australia nor the provider accepts any responsibility for the completeness or accuracy of any of the information contained herein, and makes no representations about its suitability for any particular purpose. Users should make their own judgements about those matters and/or seek independent advice. You assume all risks associated with use of data provided on this page

Parkes Race 3 Distance 2040m

Wednesday, 31 December 2025


Gross Time: 2:33.80 MileRate: 2:01.30 LeadTime: 31.40s First Qtr: 30.30s Second Qtr: 30.20s Third Qtr: 30.70s Fourth Qtr: 31.20s

DATA TABLE: 800 / 400 Posi's are position from leader and (how wide the horse was at that position)

NoHorse	Plc	Mar	800 Posi	400 Posi	Time	3rd Qtr	4th Qt
2 WHATABOUTBRONS ON	1	0.0m	4.0m (0)	4.6m (1)	2:33.80	30.75s	30.84s
9 GEOFFREY BEE	2	5.5m	15.4m (2)	4.0m (4)	2:34.25	29.82s	31.32s
8 PLAYING FOR KEEPS	3	7.6m	11.2m (2)	0.6m (3)	2:34.42	29.88s	31.74s
10 MOHAWK PARK	4	12.0m	11.4m (0)	7.6m (0)	2:34.78	30.40s	31.54s
3 STUDLEIGH STARLITE	5	12.6m	6.2m (2)	0.0m (2)	2:34.83	30.22s	32.18s
7 RUSTY VEEJAY	6	19.7m	8.8m (1)	8.6m (2)	2:35.41	30.68s	32.06s
1 PAD THAI	7	20.1m	0.0m (0)	0.0m (0)	2:35.44	30.69s	32.76s
5 BETTINGONYA	8	27.7m	0.8m (1)	0.8m (1)	2:36.06	30.68s	33.29s
6 IDEAL TAO	9	29.0m	4.8m (1)	4.4m (2)	2:36.17	30.65s	33.11s

Finish Position and metres gained

First Arrow shows distance gain/loss from 2nd Qtr to 3rd Qtr, Second Arrow shows distance gain/loss from 3rd Qtr to Finish
Blue arrow indicates best gain in these quarters.



800

Visual positions in race at 2nd Quarter



400

Visual positions in race at 3rd Quarter



Powered by



Harness Analyser

Sectional Analysis Software

Not just form | Free Trial

www.facebook.com/PJHarnessRacing



RISE Digital, Harness Racing Australia nor the provider accepts any responsibility for the completeness or accuracy of any of the information contained herein, and makes no representations about its suitability for any particular purpose. Users should make their own judgements about those matters and/or seek independent advice. You assume all risks associated with use of data provided on this page

Parkes Race 4 Distance 1660m

Wednesday, 31 December 2025


Gross Time: 2:01.80 MileRate: 1:58.10 LeadTime: 3.90s First Qtr: 28.40s Second Qtr: 29.20s Third Qtr: 29.90s Fourth Qtr: 30.40s

DATA TABLE: 800 / 400 Posi's are position from leader and (how wide the horse was at that position)

No	Horse	Plc	Mar	800 Posi	400 Posi	Time	3rd Qtr	4th Qt
6	BEANCOUNTER	1	0.0m	4.0m (1)	3.8m (2)	2:01.80	29.89s	30.11s
3	KING BOBBIE	2	1.3m	11.8m (0)	10.4m (1)	2:01.90	29.80s	29.71s
1	LOUIS THE LEGEND	3	2.7m	0.0m (0)	0.4m (0)	2:02.01	29.93s	30.57s
4	SHE WHO DARES	4	3.0m	0.0m (1)	0.0m (1)	2:02.04	29.90s	30.63s
9	THE HANDSOME ONE	5	5.2m	19.6m (0)	16.2m (0)	2:02.21	29.65s	29.57s
8	CLASSIC ARC	6	5.8m	17.8m (1)	14.4m (2)	2:02.26	29.65s	29.75s
2	FESTINALENTE	7	8.2m	5.0m (0)	5.0m (0)	2:02.45	29.90s	30.64s
7	GLENN FORD	8	11.7m	8.2m (1)	7.0m (3)	2:02.73	29.81s	30.76s
10	BUTTER CUP	9	12.2m	22.4m (1)	17.4m (3)	2:02.77	29.53s	30.01s
5	POTTER	10	15.9m	26.8m (1)	22.8m (1)	2:03.07	29.60s	29.88s


Finish Position and metres gained

First Arrow shows distance gain/loss from 2nd Qtr to 3rd Qtr,
Second Arrow shows distance gain/loss from 3rd Qtr to Finish
Blue arrow indicates best gain in these quarters.



Visual positions in race at 2nd Quarter

800



Visual positions in race at 3rd Quarter

400



Powered by



Harness Analyser

Sectional Analysis Software

Not just form | Free Trial

www.facebook.com/PJHarnessRacing



RISE Digital, Harness Racing Australia nor the provider accepts any responsibility for the completeness or accuracy of any of the information contained herein, and makes no representations about its suitability for any particular purpose. Users should make their own judgements about those matters and/or seek independent advice. You assume all risks associated with use of data provided on this page

Parkes Race 5 Distance 2040m

Wednesday, 31 December 2025


Gross Time: 2:31.10 MileRate: 1:59.20 LeadTime: 31.40s First Qtr: 31.10s Second Qtr: 29.00s Third Qtr: 29.60s Fourth Qtr: 30.00s

DATA TABLE: 800 / 400 Posi's are position from leader and (how wide the horse was at that position)

No	Horse	Plc	Mar	800 Posi	400 Posi	Time	3rd Qtr	4th Qt
10	INDASKY	1	0.0m	6.8m (1)	5.6m (2)	2:31.10	29.51s	29.58s
3	DIVINE GIRL	2	3.4m	0.0m (0)	0.0m (0)	2:31.37	29.60s	30.25s
4	THE HUSTLER	3	5.8m	8.8m (0)	9.2m (1)	2:31.56	29.63s	29.75s
5	LUCKY PUNT	4	17.5m	13.2m (0)	13.2m (0)	2:32.48	29.60s	30.32s
8	HALL CASH	5	18.1m	11.6m (1)	14.0m (1)	2:32.52	29.78s	30.31s
7	BOHEMIAN BRAWLER	6	23.3m	17.0m (0)	18.0m (0)	2:32.93	29.67s	30.40s
9	THE LADY DIOR	7	24.9m	2.6m (1)	2.6m (1)	2:33.06	29.59s	31.66s
6	JUDITH GWENDA	8	25.9m	23.2m (1)	23.6m (0)	2:33.14	29.63s	30.17s
1	KRISTA BELLITA	9	28.7m	16.6m (1)	19.4m (2)	2:33.36	29.80s	30.69s
2	MUSCLE TOWN	10	31.1m	4.8m (0)	5.8m (0)	2:33.54	29.66s	31.89s

Finish Position and metres gained

First Arrow shows distance gain/loss from 2nd Qtr to 3rd Qtr, Second Arrow shows distance gain/loss from 3rd Qtr to Finish
Blue arrow indicates best gain in these quarters.



800

Visual positions in race at 2nd Quarter



400

Visual positions in race at 3rd Quarter



Powered by



Harness Analyser

Sectional Analysis Software

Not just form | Free Trial

www.facebook.com/PJHarnessRacing



RISE Digital, Harness Racing Australia nor the provider accepts any responsibility for the completeness or accuracy of any of the information contained herein, and makes no representations about its suitability for any particular purpose. Users should make their own judgements about those matters and/or seek independent advice. You assume all risks associated with use of data provided on this page

Parkes Race 6 Distance 1660m

Wednesday, 31 December 2025


Gross Time: 2:00.90 MileRate: 1:57.20 LeadTime: 4.10s First Qtr: 28.90s Second Qtr: 30.20s Third Qtr: 29.20s Fourth Qtr: 28.50s

DATA TABLE: 800 / 400 Posi's are position from leader and (how wide the horse was at that position)

No	Horse	Plc	Mar	800 Posi	400 Posi	Time	3rd Qtr	4th Qt
2	GLENEAGLE RULER	1	0.0m	0.0m (0)	0.0m (0)	2:00.90	29.20s	28.50s
9	TAPAGANOOSH	2	10.4m	12.4m (1)	11.4m (1)	2:01.68	29.13s	28.43s
10	SHEZ SWEET LOUISE	3	11.0m	7.2m (2)	3.0m (1)	2:01.72	28.91s	29.07s
8	SOMETHING FOR LEXY	4	11.9m	8.2m (1)	7.0m (1)	2:01.79	29.12s	28.85s
11	POSH FELLA	5	13.6m	12.6m (0)	14.8m (0)	2:01.92	29.36s	28.41s
1	SHE THE DEVIL	6	15.2m	4.6m (0)	6.4m (0)	2:02.04	29.34s	29.12s
7	GRAYSON RED	7	15.5m	8.6m (0)	10.4m (0)	2:02.06	29.33s	28.86s
6	ROMERO	8	20.7m	16.8m (0)	18.8m (0)	2:02.45	29.35s	28.63s
3	LEXYS ON SONG	9	25.3m	17.8m (1)	17.8m (1)	2:02.79	29.21s	29.03s
4	FLASH AZARAT	10	31.7m	21.4m (0)	26.2m (0)	2:03.27	29.55s	28.89s

Finish Position and metres gained

First Arrow shows distance gain/loss from 2nd Qtr to 3rd Qtr,
Second Arrow shows distance gain/loss from 3rd Qtr to Finish
Blue arrow indicates best gain in these quarters.



800

Visual positions in race at 2nd Quarter



400

Visual positions in race at 3rd Quarter



Powered by



Harness Analyser

Sectional Analysis Software

Not just form | Free Trial

www.facebook.com/PJHarnessRacing



RISE Digital, Harness Racing Australia nor the provider accepts any responsibility for the completeness or accuracy of any of the information contained herein, and makes no representations about its suitability for any particular purpose. Users should make their own judgements about those matters and/or seek independent advice. You assume all risks associated with use of data provided on this page

Parkes Race 7 Distance 2040m

Wednesday, 31 December 2025


Gross Time: 2:35.60 MileRate: 2:02.70 LeadTime: 32.90s First Qtr: 32.00s Second Qtr: 30.70s Third Qtr: 30.50s Fourth Qtr: 29.50s

DATA TABLE: 800 / 400 Posi's are position from leader and (how wide the horse was at that position)

No	Horse	Plc	Mar	800 Posi	400 Posi	Time	3rd Qtr	4th Qt
9	FOZZ	1	0.0m	14.4m (0)	8.4m (0)	2:35.60	30.04s	28.88s
5	DEAR DARLING	2	1.9m	5.8m (0)	4.4m (0)	2:35.75	30.39s	29.32s
7	WINDY HILL WHISKEY	3	5.5m	0.0m (0)	0.0m (0)	2:36.03	30.51s	29.90s
8	MOTHER WAS A MUDDA	4	19.0m	13.4m (1)	6.0m (3)	2:37.07	29.96s	30.45s
10	CAITRIONA	5	23.9m	17.8m (1)	17.2m (1)	2:37.45	30.46s	29.99s
4	MAKES YOU WONDER	6	24.6m	22.6m (1)	16.8m (0)	2:37.50	30.08s	30.07s
11	VIOLET JAY	7	25.0m	18.4m (0)	12.2m (0)	2:37.53	30.05s	30.44s
3	SOHO BETTY DEE	8	47.5m	10.4m (0)	6.6m (2)	2:39.27	30.27s	32.50s
6	LIMBO LOTTIE	9	48.3m	2.4m (1)	6.8m (1)	2:39.34	30.88s	32.54s
1	THAT WILL DO JILL	10	114.0m	9.0m (1)	28.4m (1)	2:44.42	32.05s	35.78s


Finish Position and metres gained

First Arrow shows distance gain/loss from 2nd Qtr to 3rd Qtr, Second Arrow shows distance gain/loss from 3rd Qtr to Finish Blue arrow indicates best gain in these quarters.



800

Visual positions in race at 2nd Quarter



400

Visual positions in race at 3rd Quarter



Powered by



Harness Analyser

Sectional Analysis Software

Not just form | Free Trial

www.facebook.com/PJHarnessRacing



RISE Digital, Harness Racing Australia nor the provider accepts any responsibility for the completeness or accuracy of any of the information contained herein, and makes no representations about its suitability for any particular purpose. Users should make their own judgements about those matters and/or seek independent advice. You assume all risks associated with use of data provided on this page

Parkes Race 8 Distance 2040m

Wednesday, 31 December 2025

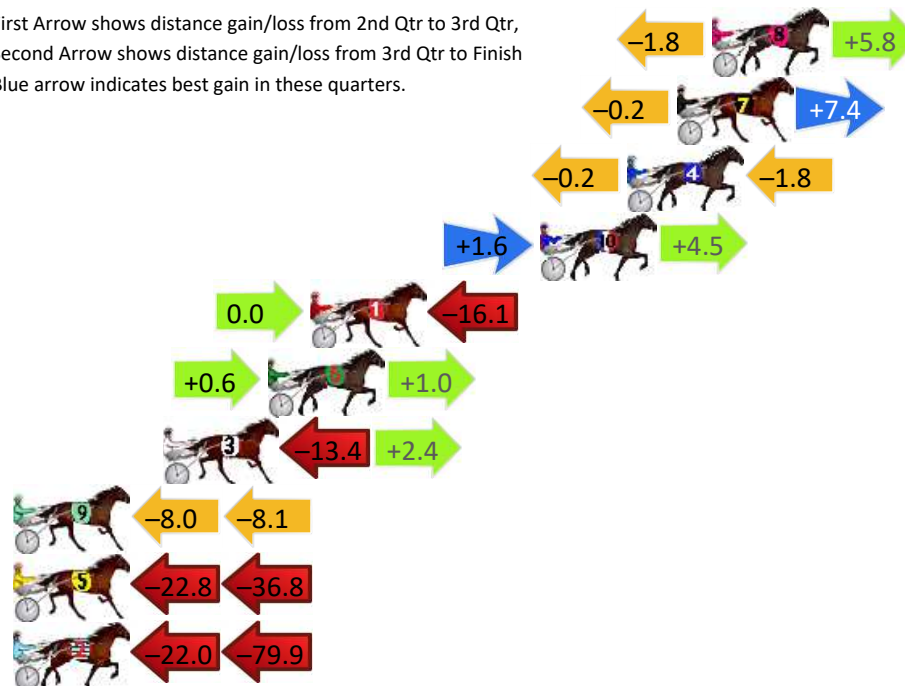
Gross Time: 2:31.00 MileRate: 1:59.10 LeadTime: 30.20s First Qtr: 29.70s Second Qtr: 30.40s Third Qtr: 29.90s Fourth Qtr: 30.80s

DATA TABLE: 800 / 400 Posi's are position from leader and (how wide the horse was at that position)

NoHorse	Plc	Mar	800 Posi	400 Posi	Time	3rd Qtr	4th Qt
8 MAN MOUNTAIN	1	0.0m	4.0m (0)	5.8m (2)	2:31.00	30.04s	30.36s
7 VAMOS	2	1.4m	8.6m (0)	8.8m (0)	2:31.11	29.92s	30.23s
4 BORROWED TIME	3	3.4m	1.4m (2)	1.6m (1)	2:31.27	29.91s	30.94s
10 CARBAGANOOSH	4	6.9m	13.0m (0)	11.4m (2)	2:31.56	29.78s	30.46s
1 BETTING RANGER	5	16.1m	0.0m (0)	0.0m (0)	2:32.30	29.88s	32.03s
6 TULHURST TIMMY	6	17.8m	19.4m (1)	18.8m (0)	2:32.43	29.86s	30.72s
3 FLIPTOP BOTTLESHOP	7	22.0m	11.0m (1)	24.4m (0)	2:32.77	30.91s	30.62s
9 DIRECT COMMAND	8	31.5m	15.4m (1)	23.4m (2)	2:33.54	30.49s	31.42s
5 A LIL BIT OF LOVE	9	62.6m	3.0m (1)	25.8m (1)	2:36.04	31.58s	33.62s
2 DUN SPRUIKIN	10	108.9m	7.0m (1)	29.0m (2)	2:39.77	31.47s	36.92s

Finish Position and metres gained

First Arrow shows distance gain/loss from 2nd Qtr to 3rd Qtr, Second Arrow shows distance gain/loss from 3rd Qtr to Finish Blue arrow indicates best gain in these quarters.



800

Visual positions in race at 2nd Quarter



400

Visual positions in race at 3rd Quarter



Powered by



Harness Analyser

Sectional Analysis Software

Not just form | Free Trial

www.facebook.com/PJHarnessRacing



RISE Digital, Harness Racing Australia nor the provider accepts any responsibility for the completeness or accuracy of any of the information contained herein, and makes no representations about its suitability for any particular purpose. Users should make their own judgements about those matters and/or seek independent advice. You assume all risks associated with use of data provided on this page

Parkes Race 9 Distance 1660m

Wednesday, 31 December 2025



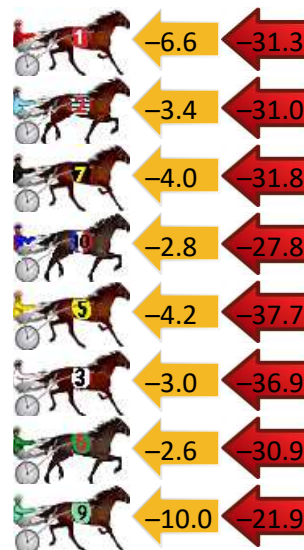
Gross Time: 2:00.80 MileRate: 1:57.10 LeadTime: 3.80s First Qtr: 28.30s Second Qtr: 30.00s Third Qtr: 29.50s Fourth Qtr: 29.20s

DATA TABLE: 800 / 400 Posi's are position from leader and (how wide the horse was at that position)

No	Horse	Plc	Mar	800 Posi	400 Posi	Time	3rd Qtr	4th Qt
8	FEDAHL	1	0.0m	21.2m (1)	11.6m (2)	2:00.80	28.80s	28.36s
4	KARINYA ROCKY	2	0.4m	0.0m (0)	0.0m (0)	2:00.83	29.50s	29.23s
1	BILLS SWAN SONG	3	42.3m	4.4m (0)	11.0m (0)	2:04.04	29.99s	31.47s
2	WINDFIELD BLUE	4	42.6m	8.2m (1)	11.6m (1)	2:04.06	29.76s	31.45s
7	STRANGER EFFECT	5	47.2m	11.4m (0)	15.4m (0)	2:04.42	29.80s	31.51s
10	MARINE CREATURE	6	47.6m	17.0m (0)	19.8m (0)	2:04.45	29.71s	31.22s
5	BETHS FURY	7	55.1m	13.2m (1)	17.4m (1)	2:05.02	29.82s	31.94s
3	MICKILLATIGER	8	57.1m	17.2m (1)	20.2m (2)	2:05.17	29.73s	31.88s
6	AWICKED WOMAN	9	60.1m	26.6m (0)	29.2m (1)	2:05.40	29.70s	31.44s
9	ALWAYS LATHER	10	86.9m	55.0m (0)	65.0m (0)	2:07.46	30.24s	30.79s

Finish Position and metres gained

First Arrow shows distance gain/loss from 2nd Qtr to 3rd Qtr, Second Arrow shows distance gain/loss from 3rd Qtr to Finish Blue arrow indicates best gain in these quarters.



Parkes Race 10 Distance 1660m

Wednesday, 31 December 2025


Gross Time: 2:02.00 MileRate: 1:58.30 LeadTime: 3.80s First Qtr: 29.00s Second Qtr: 30.00s Third Qtr: 29.50s Fourth Qtr: 29.70s

DATA TABLE: 800 / 400 Posi's are position from leader and (how wide the horse was at that position)

No	Horse	Plc	Mar	800 Posi	400 Posi	Time	3rd Qtr	4th Qt
3	CERISE RAINBOW	1	0.0m	0.0m (1)	0.6m (1)	2:02.00	29.54s	29.66s
1	ULTIMATE COOKIE	2	4.1m	0.0m (0)	0.0m (0)	2:02.32	29.50s	30.00s
7	STUDLEIGH SUNRISE	3	15.7m	4.2m (0)	4.6m (0)	2:03.22	29.53s	30.52s
6	RIP ROCK	4	17.5m	12.4m (0)	13.6m (0)	2:03.36	29.59s	29.99s
8	ALWAYSATTHEBEACH	5	17.8m	8.0m (1)	11.2m (2)	2:03.39	29.73s	30.19s
9	HUDSON RIVER	6	20.7m	8.4m (0)	9.0m (0)	2:03.61	29.54s	30.56s
2	LAST FLITE	7	21.5m	4.2m (1)	6.4m (1)	2:03.67	29.66s	30.81s
5	SUNSET JAY JAY	8	21.9m	12.4m (1)	15.0m (1)	2:03.70	29.69s	30.21s
4	SERGEANT STRINGER	9	22.4m	19.4m (0)	19.8m (1)	2:03.74	29.53s	29.89s

Finish Position and metres gained

First Arrow shows distance gain/loss from 2nd Qtr to 3rd Qtr,
Second Arrow shows distance gain/loss from 3rd Qtr to Finish
Blue arrow indicates best gain in these quarters.



Visual positions in race at 2nd Quarter



Visual positions in race at 3rd Quarter



Powered by
PJ

Harness Analyser

Sectional Analysis Software
Not just form | Free Trial

www.facebook.com/PJHarnessRacing



RISE Digital, Harness Racing Australia nor the provider accepts any responsibility for the completeness or accuracy of any of the information contained herein, and makes no representations about its suitability for any particular purpose. Users should make their own judgements about those matters and/or seek independent advice. You assume all risks associated with use of data provided on this page