

Leeton Race 1 Distance 1758m

Thursday, 1 January 2026


Gross Time: 2:07.80 MileRate: 1:57.00 LeadTime: 9.20s First Qtr: 30.80s Second Qtr: 29.70s Third Qtr: 30.00s Fourth Qtr: 28.10s

DATA TABLE: 800 / 400 Posi's are position from leader and (how wide the horse was at that position)

NoHorse	Plc	Mar	800 Posi	400 Posi	Time	3rd Qtr	4th Qt
1 SHEER VITALITY	1	0.0m	4.2m (0)	4.4m (0)	2:07.80	30.00s	27.79s
7 CEE WHOS BETTOR	2	11.0m	8.6m (0)	8.8m (0)	2:08.61	30.02s	28.25s
5 MAGGIE MOTH	3	15.0m	7.8m (1)	7.0m (2)	2:08.91	29.96s	28.66s
3 ELLENS DELIGHT	4	15.2m	0.0m (0)	0.0m (0)	2:08.92	30.04s	29.16s
8 FIVE OCLOCK WAVE	5	30.4m	11.8m (2)	7.4m (3)	2:10.05	29.74s	29.71s
9 ULTIMATE EGO	6	39.9m	21.8m (2)	18.0m (2)	2:10.75	29.78s	29.63s
4 HARJAYBRO	7	40.9m	15.6m (0)	15.4m (0)	2:10.82	30.05s	29.88s
2 HAITCH VEE TEE	8	43.7m	12.0m (1)	12.0m (1)	2:11.03	30.07s	30.31s
6 JUST GO JOE	9	72.5m	2.8m (1)	7.8m (1)	2:13.15	30.51s	32.62s
10 ULTIMATE GLADIATOR	10	119.4m	16.6m (2)	16.4m (3)	2:16.62	30.23s	35.30s

Finish Position and metres gained

First Arrow shows distance gain/loss from 2nd Qtr to 3rd Qtr,
Second Arrow shows distance gain/loss from 3rd Qtr to Finish
Blue arrow indicates best gain in these quarters.



Visual positions in race at 2nd Quarter

800



Visual positions in race at 3rd Quarter

400



Powered by



Harness Analyser

Sectional Analysis Software

Not just form | Free Trial

www.facebook.com/PJHarnessRacing



RISE Digital, Harness Racing Australia nor the provider accepts any responsibility for the completeness or accuracy of any of the information contained herein, and makes no representations about its suitability for any particular purpose. Users should make their own judgements about those matters and/or seek independent advice. You assume all risks associated with use of data provided on this page

Leeton Race 2 Distance 2147m

Thursday, 1 January 2026

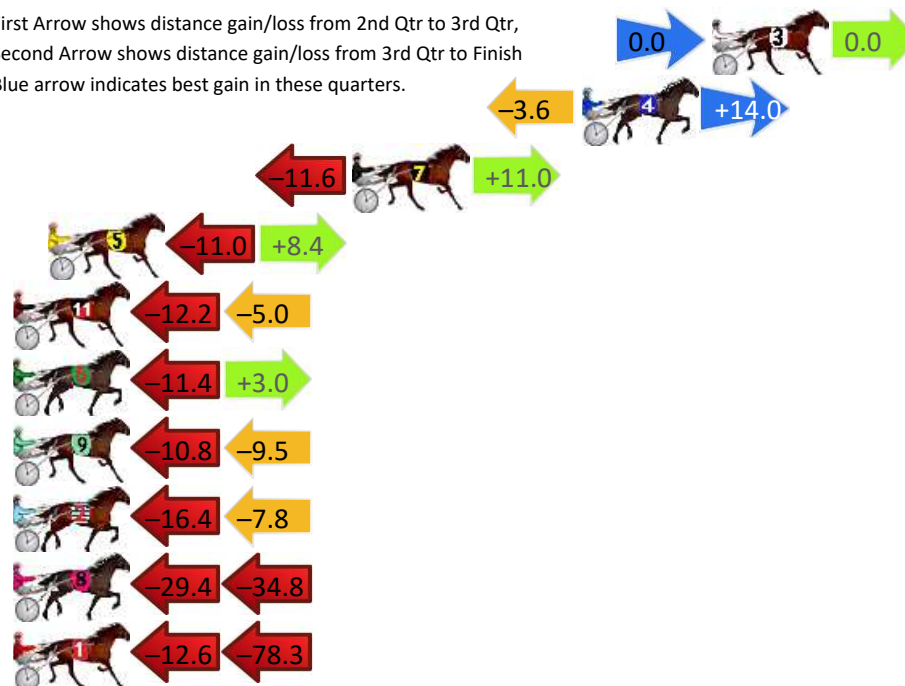
Gross Time: 2:37.50 MileRate: 1:58.10 LeadTime: 38.80s First Qtr: 31.10s Second Qtr: 27.70s Third Qtr: 29.20s Fourth Qtr: 30.70s

DATA TABLE: 800 / 400 Posi's are position from leader and (how wide the horse was at that position)

No	Horse	Plc	Mar	800 Posi	400 Posi	Time	3rd Qtr	4th Qt
3	ONTHADARKSIDE	1	0.0m	0.0m (0)	0.0m (0)	2:37.50	29.20s	30.70s
4	KYLEIGH	2	5.2m	15.6m (2)	19.2m (1)	2:37.92	29.49s	29.63s
7	BURTON	3	14.4m	13.8m (0)	25.4m (1)	2:38.66	30.08s	29.86s
5	PIRANI PRINCESS	4	26.6m	24.0m (1)	35.0m (2)	2:39.64	30.03s	30.06s
11	LEWENDON	5	35.0m	17.8m (0)	30.0m (2)	2:40.31	30.10s	31.08s
6	MILLIE FRANCIS	6	36.6m	28.2m (1)	39.6m (2)	2:40.44	30.05s	30.47s
9	BARWEN STORM	7	42.7m	22.4m (0)	33.2m (0)	2:40.93	29.99s	31.43s
2	IM BELIEBER	8	42.8m	18.6m (1)	35.0m (1)	2:40.94	30.41s	31.30s
8	FIFTYSHADESOFHAY	9	77.4m	13.2m (1)	42.6m (1)	2:43.72	31.32s	33.36s
1	CARMEN ON BLING	10	98.1m	7.2m (0)	19.8m (0)	2:45.38	29.99s	36.68s

Finish Position and metres gained

First Arrow shows distance gain/loss from 2nd Qtr to 3rd Qtr,
Second Arrow shows distance gain/loss from 3rd Qtr to Finish
Blue arrow indicates best gain in these quarters.



Visual positions in race at 2nd Quarter



Visual positions in race at 3rd Quarter

Leeton Race 3 Distance 1758m

Thursday, 1 January 2026

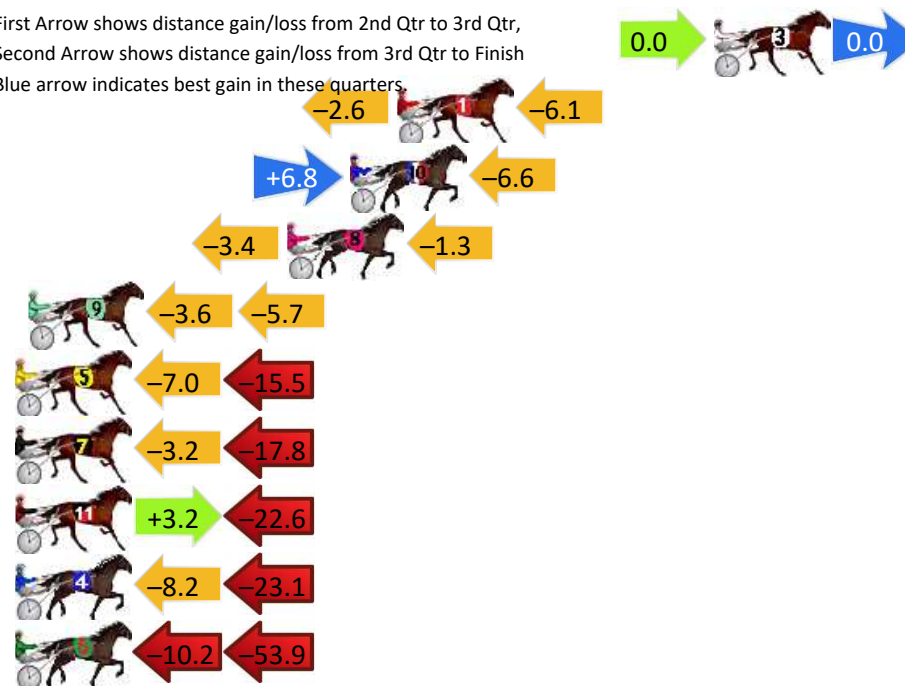
Gross Time: 2:06.40 MileRate: 1:55.70 LeadTime: 9.90s First Qtr: 29.30s Second Qtr: 28.70s Third Qtr: 30.10s Fourth Qtr: 28.40s

DATA TABLE: 800 / 400 Posi's are position from leader and (how wide the horse was at that position)

NoHorse	Plc	Mar	800 Posi	400 Posi	Time	3rd Qtr	4th Qt
3 JILLIBY ILLUSION	1	0.0m	0.0m (0)	0.0m (0)	2:06.40	30.10s	28.40s
1 ELLAVA PACER	2	12.7m	4.0m (0)	6.6m (0)	2:07.35	30.30s	28.83s
10 TIZZY LIZZIE	3	14.6m	14.8m (2)	8.0m (1)	2:07.49	29.62s	28.87s
8 SARA TA SLOY	4	17.1m	12.4m (0)	15.8m (0)	2:07.68	30.35s	28.49s
9 HEAVENS BADGIRL	5	27.5m	18.2m (1)	21.8m (2)	2:08.45	30.37s	28.80s
5 OUR ROCKY	6	29.1m	6.6m (1)	13.6m (2)	2:08.57	30.64s	29.49s
7 MIRADOR LASS	7	29.4m	8.4m (0)	11.6m (0)	2:08.59	30.37s	29.66s
11 YUKON BE SERIOUS	8	38.4m	19.0m (2)	15.8m (3)	2:09.26	29.92s	30.00s
4 WATERMAIN LADY	9	42.5m	11.2m (1)	19.4m (1)	2:09.57	30.75s	30.03s
6 VIEW THE ART	10	66.3m	2.2m (1)	12.4m (1)	2:11.35	30.96s	32.21s

Finish Position and metres gained

First Arrow shows distance gain/loss from 2nd Qtr to 3rd Qtr,
Second Arrow shows distance gain/loss from 3rd Qtr to Finish
Blue arrow indicates best gain in these quarters



Visual positions in race at 2nd Quarter



Visual positions in race at 3rd Quarter

Leeton Race 4 Distance 2147m

Thursday, 1 January 2026

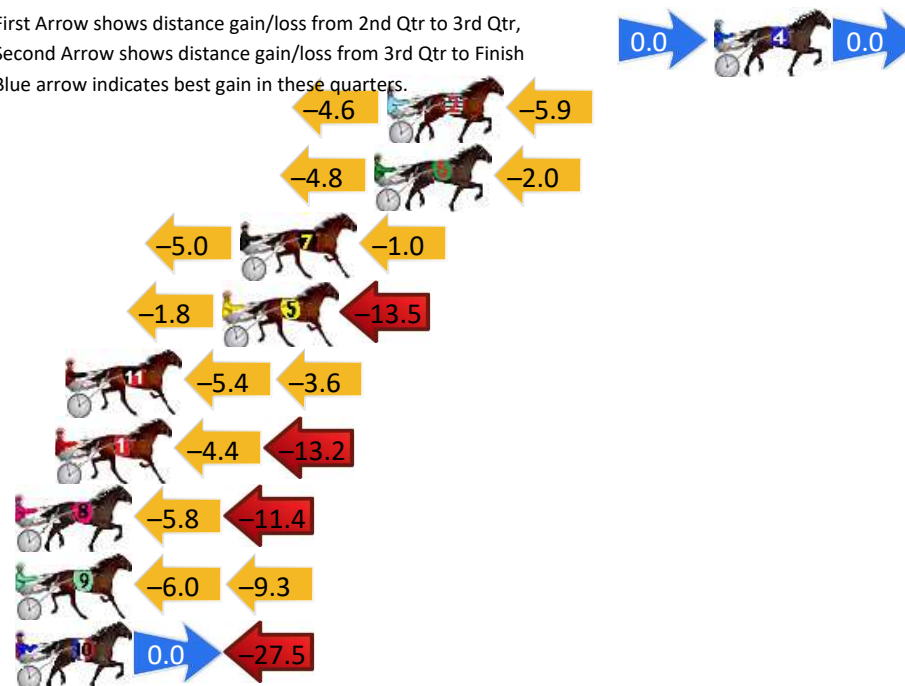
Gross Time: 2:38.80 MileRate: 1:59.00 LeadTime: 39.00s First Qtr: 34.30s Second Qtr: 29.70s Third Qtr: 29.10s Fourth Qtr: 26.70s

DATA TABLE: 800 / 400 Posi's are position from leader and (how wide the horse was at that position)

No	Horse	Plc	Mar	800 Posi	400 Posi	Time	3rd Qtr	4th Qt
4	FLYING COLOURS	1	0.0m	0.0m (0)	0.0m (0)	2:38.80	29.10s	26.70s
2	OH SWEET CREATURE	2	13.1m	2.6m (1)	7.2m (1)	2:39.72	29.44s	27.09s
6	MASTER GOUDA	3	13.6m	6.8m (1)	11.6m (1)	2:39.76	29.44s	26.83s
7	DONNIE MAC	4	19.0m	13.0m (0)	18.0m (0)	2:40.14	29.45s	26.77s
5	LE BETTY	5	19.7m	4.4m (0)	6.2m (0)	2:40.19	29.27s	27.60s
11	CAPTAIN DEEJAY	6	26.0m	17.0m (0)	22.4m (0)	2:40.63	29.49s	26.94s
1	MOP	7	26.4m	8.8m (0)	13.2m (0)	2:40.66	29.44s	27.58s
8	TEST OF FIRE	8	28.0m	10.8m (1)	16.6m (1)	2:40.77	29.54s	27.46s
9	MURPHYS REWARD	9	30.1m	14.8m (1)	20.8m (1)	2:40.92	29.54s	27.32s
10	MIKI LOCH	10	47.1m	19.6m (1)	19.6m (2)	2:42.11	29.18s	28.53s

Finish Position and metres gained

First Arrow shows distance gain/loss from 2nd Qtr to 3rd Qtr, Second Arrow shows distance gain/loss from 3rd Qtr to Finish
Blue arrow indicates best gain in these quarters.



800

Visual positions in race at 2nd Quarter



400

Visual positions in race at 3rd Quarter



Powered by



Harness Analyser

Sectional Analysis Software

Not just form | Free Trial

www.facebook.com/PJHarnessRacing



RISE Digital, Harness Racing Australia nor the provider accepts any responsibility for the completeness or accuracy of any of the information contained herein, and makes no representations about its suitability for any particular purpose. Users should make their own judgements about those matters and/or seek independent advice. You assume all risks associated with use of data provided on this page

Leeton Race 5 Distance 2582m

Thursday, 1 January 2026

Gross Time: 3:06.40

MileRate: 1:56.20

LeadTime: 68.00s

First Qtr: 31.60s

Second Qtr: 29.20s

Third Qtr: 29.90s

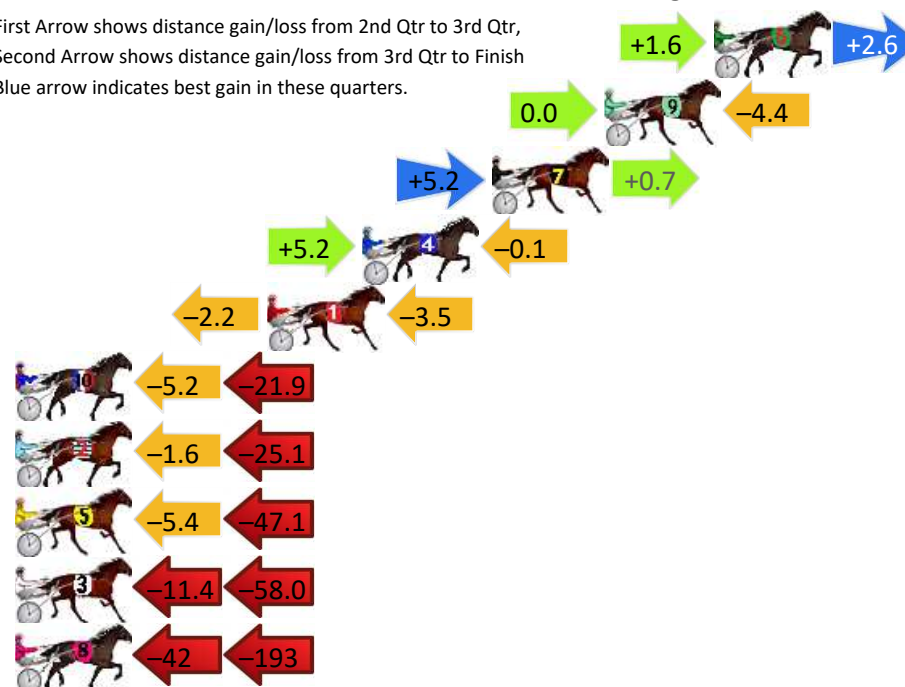
Fourth Qtr: 27.70s

DATA TABLE: 800 / 400 Posi's are position from leader and (how wide the horse was at that position)

No	Horse	Plc	Mar	800 Posi	400 Posi	Time	3rd Qtr	4th Qt
6	CATCHAFIRE	1	0.0m	4.2m (0)	2.6m (1)	3:06.40	29.78s	27.52s
9	ALTA WILLIAM	2	4.4m	0.0m (0)	0.0m (0)	3:06.72	29.91s	28.00s
7	CRIME WRITER	3	8.9m	14.8m (1)	9.6m (2)	3:07.05	29.53s	27.65s
4	NEW YORKER	4	14.1m	19.2m (1)	14.0m (2)	3:07.43	29.53s	27.71s
1	KIMCANDO	5	17.9m	12.2m (0)	14.4m (0)	3:07.70	30.07s	27.94s
10	DASHING	6	32.9m	5.8m (1)	11.0m (1)	3:08.80	30.33s	29.21s
2	CORTEZ	7	34.9m	8.2m (0)	9.8m (0)	3:08.94	30.08s	29.43s
5	SCARED STIFF	8	74.9m	22.4m (0)	27.8m (0)	3:11.86	30.42s	30.94s
3	CARLO GAMBINO	9	79.6m	10.2m (1)	21.6m (0)	3:12.20	30.87s	31.69s
8	CAPTAIN TOM	10	252.4m	18.0m (0)	60.0m (0)	3:24.79	33.43s	40.95s

Finish Position and metres gained

First Arrow shows distance gain/loss from 2nd Qtr to 3rd Qtr,
Second Arrow shows distance gain/loss from 3rd Qtr to Finish
Blue arrow indicates best gain in these quarters.



800

Visual positions in race at 2nd Quarter



400

Visual positions in race at 3rd Quarter



Powered by



Harness Analyser

Sectional Analysis Software

Not just form | Free Trial

www.facebook.com/PJHarnessRacing



RISE Digital, Harness Racing Australia nor the provider accepts any responsibility for the completeness or accuracy of any of the information contained herein, and makes no representations about its suitability for any particular purpose. Users should make their own judgements about those matters and/or seek independent advice. You assume all risks associated with use of data provided on this page

Leeton Race 6 Distance 2147m

Thursday, 1 January 2026

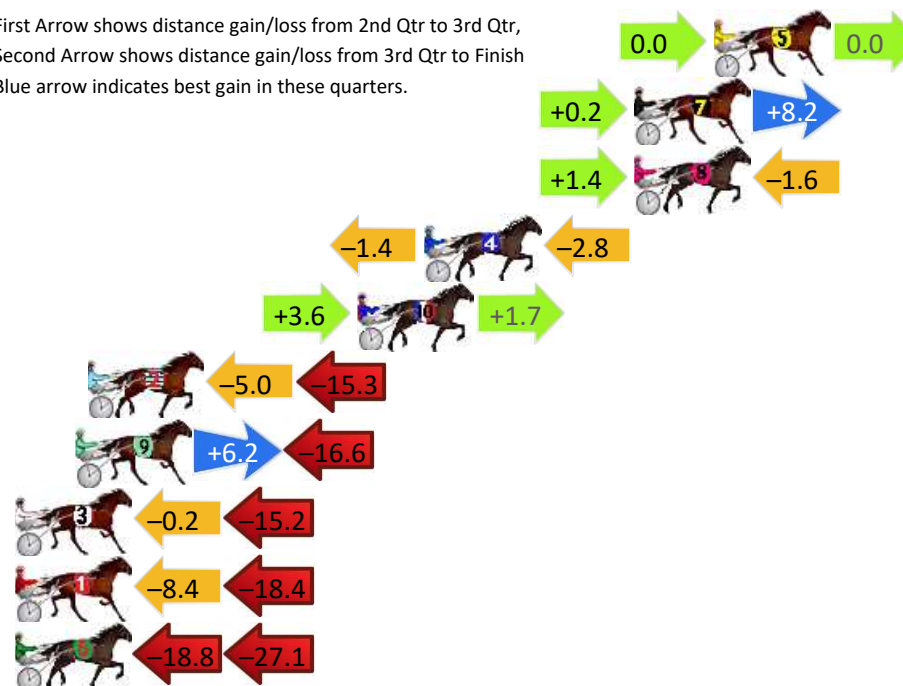
Gross Time: 2:39.30 MileRate: 1:59.40 LeadTime: 37.20s First Qtr: 32.30s Second Qtr: 29.80s Third Qtr: 30.00s Fourth Qtr: 30.00s

DATA TABLE: 800 / 400 Posi's are position from leader and (how wide the horse was at that position)

NoHorse	Plc	Mar	800 Posi	400 Posi	Time	3rd Qtr	4th Qt
5 ARENDELLE	1	0.0m	0.0m (0)	0.0m (0)	2:39.30	30.00s	30.00s
7 SHES GOT A REASON	2	3.2m	11.6m (1)	11.4m (3)	2:39.55	29.99s	29.39s
8 BETTES BLUE VIOLET	2	3.2m	3.0m (1)	1.6m (1)	2:39.55	29.90s	30.12s
4 QUICKSHIFT GIRL	4	11.6m	7.4m (1)	8.8m (1)	2:40.21	30.10s	30.21s
10 FULL OF SPICE	5	14.3m	19.6m (0)	16.0m (1)	2:40.42	29.73s	29.87s
2 ALICE ON THE BEACH	6	25.1m	4.8m (0)	9.8m (0)	2:41.27	30.37s	31.14s
9 MARLO MAREAU	7	25.6m	15.2m (2)	9.0m (2)	2:41.31	29.54s	31.24s
3 SAVOY BALLROOM	8	32.8m	17.4m (1)	17.6m (2)	2:41.88	30.01s	31.13s
1 ALISKI	9	36.2m	9.4m (0)	17.8m (0)	2:42.14	30.63s	31.37s
6 WONGALEA MEG	10	60.3m	14.4m (0)	33.2m (0)	2:44.04	31.40s	32.02s


Finish Position and metres gained

First Arrow shows distance gain/loss from 2nd Qtr to 3rd Qtr,
Second Arrow shows distance gain/loss from 3rd Qtr to Finish
Blue arrow indicates best gain in these quarters.



800

Visual positions in race at 2nd Quarter



400

Visual positions in race at 3rd Quarter



Powered by



Harness Analyser

Sectional Analysis Software

Not just form | Free Trial

www.facebook.com/PJHarnessRacing



RISE Digital, Harness Racing Australia nor the provider accepts any responsibility for the completeness or accuracy of any of the information contained herein, and makes no representations about its suitability for any particular purpose. Users should make their own judgements about those matters and/or seek independent advice. You assume all risks associated with use of data provided on this page

Leeton Race 7 Distance 1758m

Thursday, 1 January 2026

Gross Time: 2:11.30

MileRate: 2:00.20

LeadTime: 9.10s

First Qtr: 32.10s

Second Qtr: 29.80s

Third Qtr: 30.80s

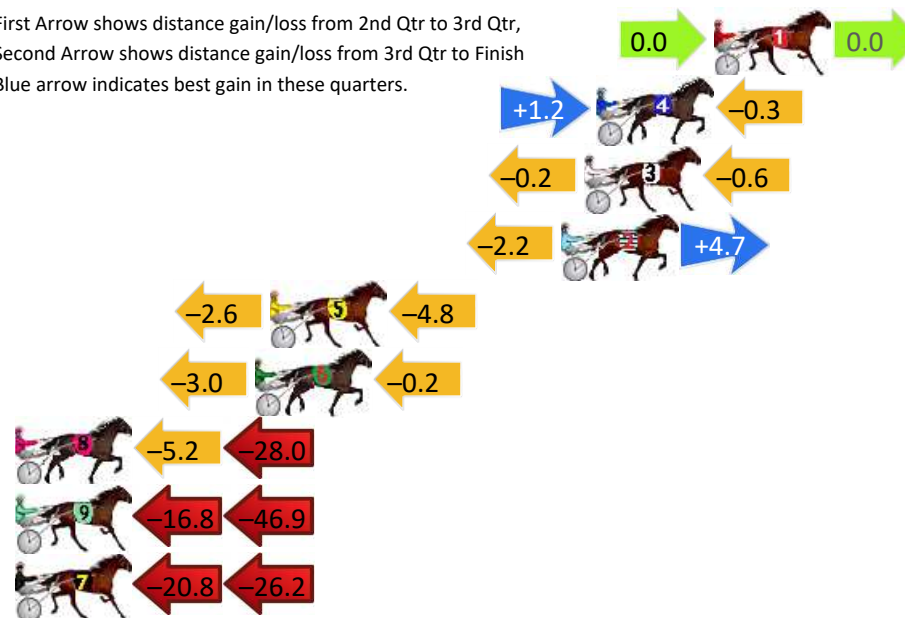
Fourth Qtr: 29.50s

DATA TABLE: 800 / 400 Posi's are position from leader and (how wide the horse was at that position)

NoHorse	Plc	Mar	800 Posi	400 Posi	Time	3rd Qtr	4th Qt
1 CALI MAE	1	0.0m	0.0m (0)	0.0m (0)	2:11.30	30.80s	29.50s
4 JAKRYAN	2	4.7m	5.6m (1)	4.4m (1)	2:11.66	30.71s	29.52s
3 TATTS REASON	3	5.2m	4.4m (0)	4.6m (0)	2:11.70	30.82s	29.54s
2 FRENCH STREET	4	6.1m	8.6m (0)	10.8m (0)	2:11.77	30.96s	29.16s
5 BAYRIDGE TOMMY	5	17.8m	10.4m (1)	13.0m (1)	2:12.68	31.00s	29.85s
6 EMIKO	6	18.4m	15.2m (1)	18.2m (2)	2:12.72	31.03s	29.51s
8 TIN AMBER MINE	7	46.4m	13.2m (0)	18.4m (0)	2:14.89	31.24s	31.55s
9 COLLECT A STARR	8	64.9m	1.2m (1)	18.0m (1)	2:16.32	32.13s	32.94s
7 KNIGHT JUJON	9	72.2m	25.2m (0)	46.0m (0)	2:16.88	32.40s	31.42s

Finish Position and metres gained

First Arrow shows distance gain/loss from 2nd Qtr to 3rd Qtr,
Second Arrow shows distance gain/loss from 3rd Qtr to Finish
Blue arrow indicates best gain in these quarters.



800

Visual positions in race at 2nd Quarter



400

Visual positions in race at 3rd Quarter



Powered by



Harness Analyser

Sectional Analysis Software

Not just form | Free Trial

www.facebook.com/PJHarnessRacing



RISE Digital, Harness Racing Australia nor the provider accepts any responsibility for the completeness or accuracy of any of the information contained herein, and makes no representations about its suitability for any particular purpose. Users should make their own judgements about those matters and/or seek independent advice. You assume all risks associated with use of data provided on this page

Leeton Race 8 Distance 1758m

Thursday, 1 January 2026

Gross Time: 2:10.10

MileRate: 1:59.10

LeadTime: 8.80s

First Qtr: 31.30s

Second Qtr: 29.60s

Third Qtr: 30.60s

Fourth Qtr: 29.80s

DATA TABLE: 800 / 400 Posi's are position from leader and (how wide the horse was at that position)

No	Horse	Plc	Mar	800 Posi	400 Posi	Time	3rd Qtr	4th Qt
1	VALENTINI	1	0.0m	0.0m (0)	0.0m (0)	2:10.10	30.60s	29.80s
3	OUR ULTIMATE BONNY	2	0.2m	4.4m (0)	4.0m (0)	2:10.12	30.57s	29.52s
2	BLUES TERROR	3	7.1m	9.6m (0)	8.0m (0)	2:10.65	30.48s	29.73s
10	MISS HERMES	4	9.1m	0.6m (1)	2.0m (1)	2:10.81	30.71s	30.33s
9	CHEEZ	5	14.5m	9.2m (2)	6.2m (2)	2:11.23	30.38s	30.41s
4	VALDEZZ	6	19.9m	16.4m (1)	13.2m (0)	2:11.65	30.37s	30.30s
6	RETURN SERVE	7	23.9m	13.6m (2)	12.8m (1)	2:11.97	30.55s	30.62s
5	SECURITY CHECK	8	26.2m	5.0m (1)	7.6m (1)	2:12.15	30.81s	31.18s
7	OLE CHESTER	9	34.2m	27.8m (0)	46.0m (0)	2:12.77	31.95s	28.93s
8	ROCKIN REMY	10	34.5m	19.2m (0)	25.0m (0)	2:12.79	31.04s	30.50s

Finish Position and metres gained

First Arrow shows distance gain/loss from 2nd Qtr to 3rd Qtr,
Second Arrow shows distance gain/loss from 3rd Qtr to Finish
Blue arrow indicates best gain in these quarters.

