

# Temora Race 1 Distance 2000m

Saturday, 10 January 2026


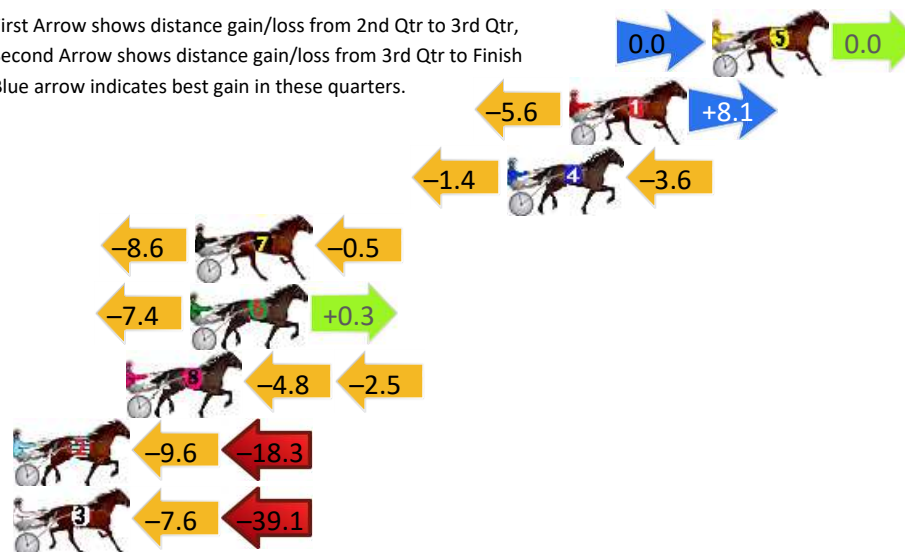
Gross Time: 2:33.80 MileRate: 2:03.80 LeadTime: 30.60s First Qtr: 32.50s Second Qtr: 31.40s Third Qtr: 29.20s Fourth Qtr: 30.10s

DATA TABLE: 800 / 400 Posi's are position from leader and (how wide the horse was at that position)

NoHorse	Plc	Mar	800 Posi	400 Posi	Time	3rd Qtr	4th Qt
5 ROCKNROLL GRACE	1	0.0m	0.0m (0)	0.0m (0)	2:33.80	29.20s	30.10s
1 TINNYSMEDAD	2	5.7m	8.2m (0)	13.8m (1)	2:34.25	29.62s	29.49s
4 YANKEE BABE	3	8.2m	3.2m (1)	4.6m (0)	2:34.45	29.30s	30.37s
7 TATTS REASON	4	20.7m	11.6m (1)	20.2m (1)	2:35.43	29.83s	30.14s
6 ROCKIN REMY	5	20.9m	13.8m (0)	21.2m (0)	2:35.45	29.75s	30.08s
8 HAITCH VEE TEE	6	23.5m	16.2m (1)	21.0m (2)	2:35.65	29.55s	30.29s
2 JOLTED LOVER	7	35.3m	7.4m (1)	17.0m (2)	2:36.58	29.89s	31.47s
3 SOCIAL STATUS	8	50.9m	4.2m (0)	11.8m (0)	2:37.81	29.72s	33.03s

## Finish Position and metres gained

First Arrow shows distance gain/loss from 2nd Qtr to 3rd Qtr,  
Second Arrow shows distance gain/loss from 3rd Qtr to Finish  
Blue arrow indicates best gain in these quarters.



800

Visual positions in race at 2nd Quarter



400

Visual positions in race at 3rd Quarter



Powered by



Harness Analyser

Sectional Analysis Software

Not just form | Free Trial

[www.facebook.com/PJHarnessRacing](http://www.facebook.com/PJHarnessRacing)



RISE Digital, Harness Racing Australia nor the provider accepts any responsibility for the completeness or accuracy of any of the information contained herein, and makes no representations about its suitability for any particular purpose. Users should make their own judgements about those matters and/or seek independent advice. You assume all risks associated with use of data provided on this page

# Temora Race 2 Distance 2000m

Saturday, 10 January 2026

Gross Time: 2:35.40

MileRate: 2:05.00

LeadTime: 30.00s

First Qtr: 33.10s

Second Qtr: 31.30s

Third Qtr: 30.70s

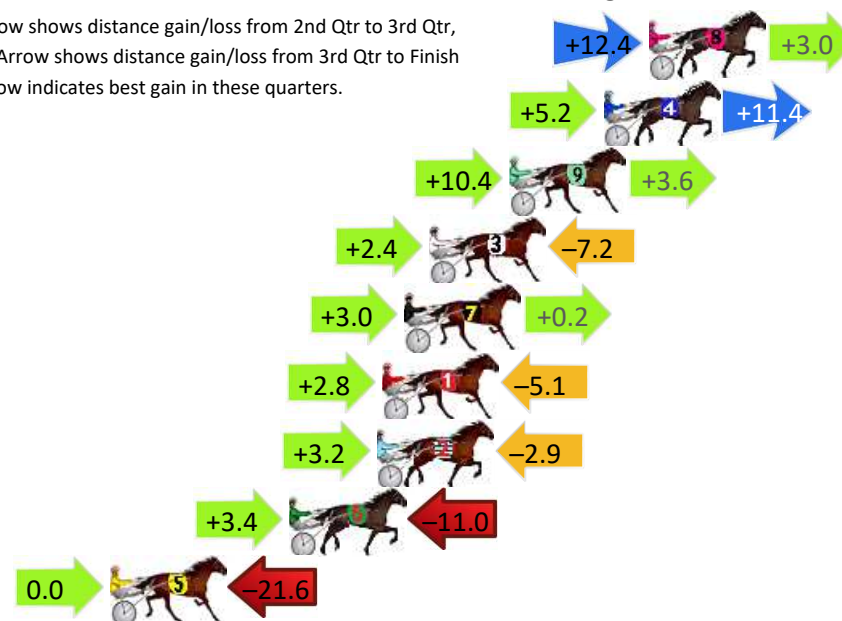
Fourth Qtr: 30.30s

DATA TABLE: 800 / 400 Posi's are position from leader and (how wide the horse was at that position)

NoHorse	Plc	Mar	800 Posi	400 Posi	Time	3rd Qtr	4th Qt
8 WHEN TO WALKAWAY	1	0.0m	15.4m (1)	3.0m (3)	2:35.40	29.76s	30.07s
4 ULTIMATE EGO	2	1.8m	18.4m (0)	13.2m (1)	2:35.54	30.30s	29.44s
9 CAPTAIN DEEJAY	3	5.6m	19.6m (1)	9.2m (2)	2:35.84	29.91s	30.03s
3 KEAYANG LADYBUG	4	8.8m	4.0m (0)	1.6m (1)	2:36.10	30.52s	30.84s
7 LEWENDON	5	9.8m	13.0m (0)	10.0m (0)	2:36.18	30.47s	30.28s
1 SPREAD THE FEAR	6	10.7m	8.4m (0)	5.6m (0)	2:36.25	30.49s	30.68s
2 JUNGLE SHARK	7	10.9m	11.2m (1)	8.0m (1)	2:36.26	30.46s	30.52s
6 MY GUARANTEE	8	14.4m	6.8m (1)	3.4m (2)	2:36.54	30.45s	31.13s
5 COLLECT A STARR	9	21.6m	0.0m (0)	0.0m (0)	2:37.11	30.71s	31.93s


## Finish Position and metres gained

First Arrow shows distance gain/loss from 2nd Qtr to 3rd Qtr,  
Second Arrow shows distance gain/loss from 3rd Qtr to Finish  
Blue arrow indicates best gain in these quarters.



800

Visual positions in race at 2nd Quarter



400

Visual positions in race at 3rd Quarter



Powered by



Harness Analyser

Sectional Analysis Software

Not just form | Free Trial

[www.facebook.com/PJHarnessRacing](http://www.facebook.com/PJHarnessRacing)



RISE Digital, Harness Racing Australia nor the provider accepts any responsibility for the completeness or accuracy of any of the information contained herein, and makes no representations about its suitability for any particular purpose. Users should make their own judgements about those matters and/or seek independent advice. You assume all risks associated with use of data provided on this page

# Temora Race 3 Distance 2000m

Saturday, 10 January 2026

Gross Time: 2:33.20

MileRate: 2:03.30

LeadTime: 31.20s

First Qtr: 31.30s

Second Qtr: 31.10s

Third Qtr: 30.40s



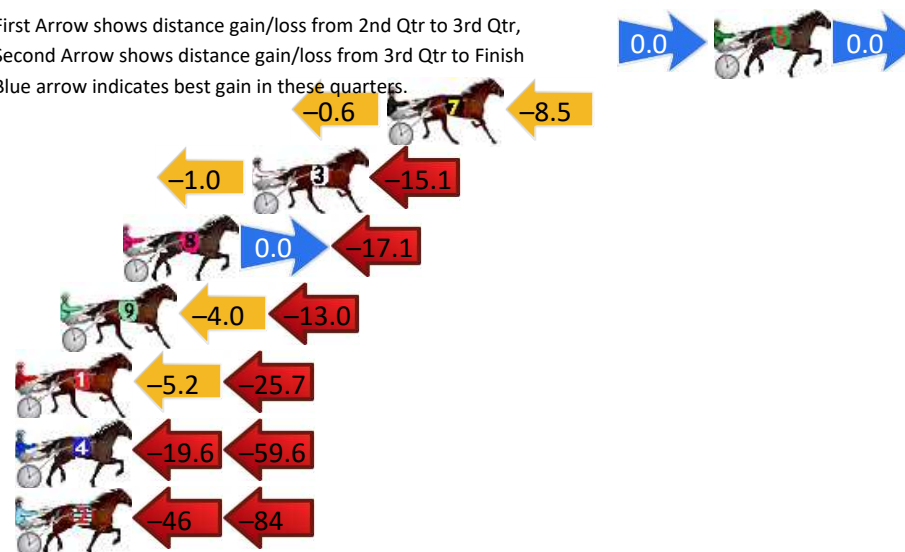
Fourth Qtr: 29.20s

DATA TABLE: 800 / 400 Posi's are position from leader and (how wide the horse was at that position)

NoHorse	Plc	Mar	800 Posi	400 Posi	Time	3rd Qtr	4th Qt
6 CAPTAIN PINNACLE	1	0.0m	0.0m (0)	0.0m (0)	2:33.20	30.40s	29.20s
7 GEORGES WORLD	2	13.1m	4.0m (0)	4.6m (0)	2:34.20	30.46s	29.82s
3 SPARKLING BLING	3	18.5m	2.4m (1)	3.4m (1)	2:34.62	30.50s	30.30s
8 CALI MAE	4	23.7m	6.6m (1)	6.6m (2)	2:35.02	30.43s	30.44s
9 ALWAYS LATHER	5	26.2m	9.2m (0)	13.2m (0)	2:35.21	30.72s	30.14s
1 BROOKLYNS GEM	6	43.1m	12.2m (1)	17.4m (1)	2:36.50	30.82s	31.07s
4 I AM TARA	7	95.6m	16.4m (0)	36.0m (0)	2:40.52	31.94s	33.53s
2 OFFICIAL VIEW	8	163.8m	34.0m (0)	80.0m (0)	2:45.75	33.93s	35.28s

## Finish Position and metres gained

First Arrow shows distance gain/loss from 2nd Qtr to 3rd Qtr,  
Second Arrow shows distance gain/loss from 3rd Qtr to Finish  
Blue arrow indicates best gain in these quarters.



# Temora Race 4 Distance 2000m

Saturday, 10 January 2026

Gross Time: 2:33.20

MileRate: 2:03.30

LeadTime: 29.80s

First Qtr: 32.70s

Second Qtr: 31.90s

Third Qtr: 30.60s

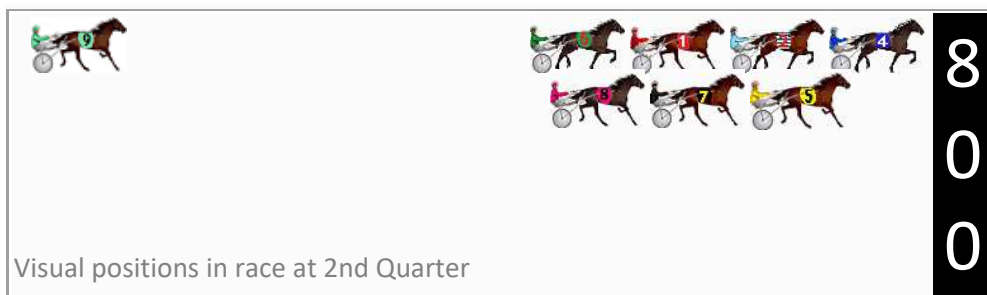
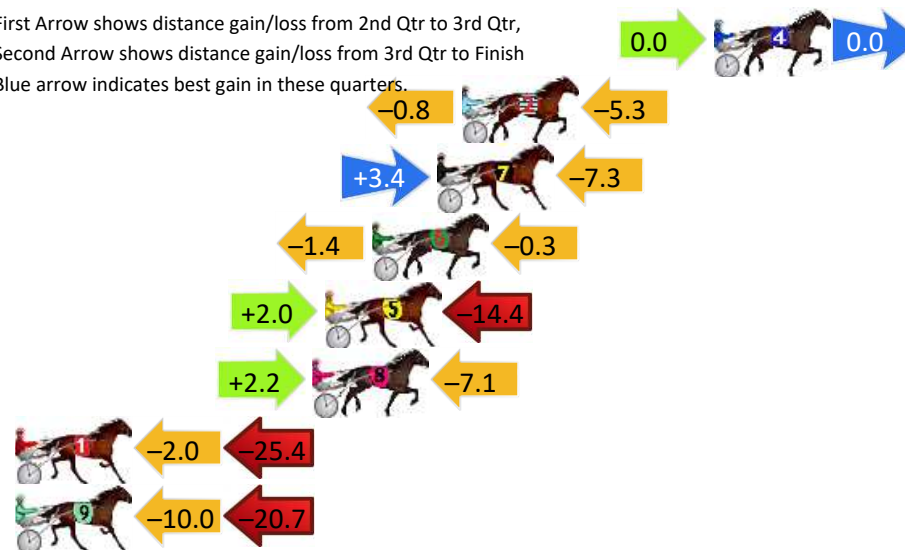
Fourth Qtr: 28.20s

DATA TABLE: 800 / 400 Posi's are position from leader and (how wide the horse was at that position)

NoHorse	Plc	Mar	800 Posi	400 Posi	Time	3rd Qtr	4th Qt
4 VALENTINI	1	0.0m	0.0m (0)	0.0m (0)	2:33.20	30.60s	28.20s
2 ARKLOW	2	10.1m	4.0m (0)	4.8m (0)	2:33.95	30.67s	28.57s
7 JILLIBY SAFFRON	3	11.1m	7.2m (1)	3.8m (2)	2:34.02	30.37s	28.71s
6 NIXSUN	4	13.7m	12.0m (0)	13.4m (1)	2:34.22	30.70s	28.22s
5 RETURN SERVE	5	15.6m	3.2m (1)	1.2m (1)	2:34.36	30.50s	29.21s
8 PIRANI PRINCESS	6	16.1m	11.2m (1)	9.0m (2)	2:34.39	30.46s	28.70s
1 COMPLICATED	7	35.4m	8.0m (0)	10.0m (0)	2:35.82	30.82s	29.98s
9 MARLO MAREAU	8	65.7m	35.0m (0)	45.0m (0)	2:38.07	31.39s	29.65s

## Finish Position and metres gained

First Arrow shows distance gain/loss from 2nd Qtr to 3rd Qtr,  
Second Arrow shows distance gain/loss from 3rd Qtr to Finish  
Blue arrow indicates best gain in these quarters.



Visual positions in race at 2nd Quarter



Visual positions in race at 3rd Quarter



Powered by



Harness Analyser

Sectional Analysis Software

Not just form | Free Trial

[www.facebook.com/PJHarnessRacing](http://www.facebook.com/PJHarnessRacing)



RISE Digital, Harness Racing Australia nor the provider accepts any responsibility for the completeness or accuracy of any of the information contained herein, and makes no representations about its suitability for any particular purpose. Users should make their own judgements about those matters and/or seek independent advice. You assume all risks associated with use of data provided on this page



# Temora Race 5 Distance 2386m

Saturday, 10 January 2026



Gross Time: 2:57.60 MileRate: 1:59.80 LeadTime: 56.80s First Qtr: 31.10s Second Qtr: 29.70s Third Qtr: 29.60s Fourth Qtr: 30.40s

DATA TABLE: 800 / 400 Posi's are position from leader and (how wide the horse was at that position)

NoHorse	Plc	Mar	800 Posi	400 Posi	Time	3rd Qtr	4th Qt
7 MESSERATI	1	0.0m	5.4m (1)	4.8m (2)	2:57.60	29.56s	30.04s
3 MIRADOR LASS	2	3.3m	16.4m (0)	21.0m (1)	2:57.86	29.96s	29.06s
9 JUST ROLLYOUROWN	2	3.3m	10.0m (1)	10.2m (2)	2:57.86	29.62s	29.88s
6 SIX AGAIN	4	3.6m	14.0m (1)	15.8m (1)	2:57.89	29.75s	29.48s
8 YUKON BE SERIOUS	5	10.4m	1.6m (1)	1.6m (1)	2:58.43	29.59s	31.07s
2 TEST OF FIRE	6	12.8m	8.0m (0)	11.0m (0)	2:58.62	29.82s	30.54s
1 MASTER GOUDA	7	14.2m	4.0m (0)	6.4m (0)	2:58.73	29.77s	30.99s
10 ALTA EQUUS	8	19.4m	12.0m (0)	16.2m (0)	2:59.14	29.91s	30.64s
11 CORTEZ	9	38.8m	17.2m (2)	15.6m (2)	3:00.69	29.46s	32.15s
5 KIMCANDO	10	83.9m	0.0m (0)	0.0m (0)	3:04.28	29.52s	36.74s

## Finish Position and metres gained

First Arrow shows distance gain/loss from 2nd Qtr to 3rd Qtr,  
Second Arrow shows distance gain/loss from 3rd Qtr to Finish  
Blue arrow indicates best gain in these quarters.



Visual positions in race at 2nd Quarter

800



Visual positions in race at 3rd Quarter

400



Powered by



Harness Analyser

Sectional Analysis Software

Not just form | Free Trial

[www.facebook.com/PJHarnessRacing](http://www.facebook.com/PJHarnessRacing)



RISE Digital, Harness Racing Australia nor the provider accepts any responsibility for the completeness or accuracy of any of the information contained herein, and makes no representations about its suitability for any particular purpose. Users should make their own judgements about those matters and/or seek independent advice. You assume all risks associated with use of data provided on this page

# Temora Race 6 Distance 1635m

Saturday, 10 January 2026

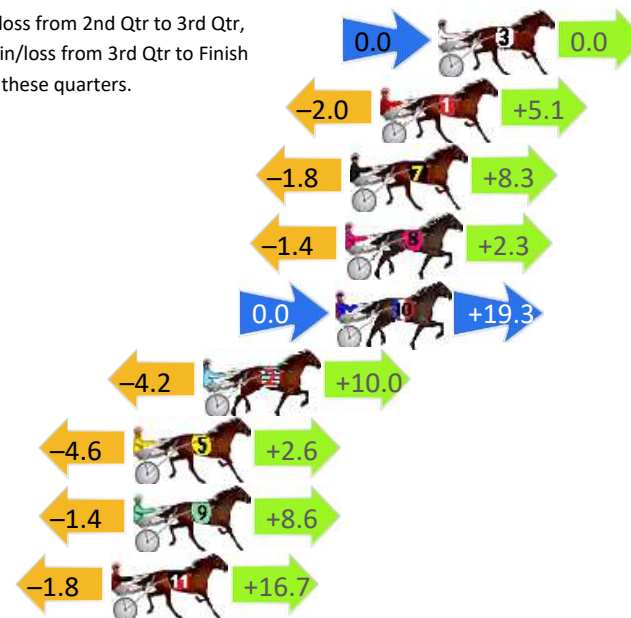
Gross Time: 2:00.60 MileRate: 1:58.70 LeadTime: 1.50s First Qtr: 29.70s Second Qtr: 30.50s Third Qtr: 29.00s Fourth Qtr: 29.90s

DATA TABLE: 800 / 400 Posi's are position from leader and (how wide the horse was at that position)


No	Horse	Plc	Mar	800 Posi	400 Posi	Time	3rd Qtr	4th Qt
3	ONTHADARKSIDE	1	0.0m	0.0m (0)	0.0m (0)	2:00.60	29.00s	29.90s
1	WATCH CARINAS LASS	2	2.3m	5.4m (0)	7.4m (0)	2:00.78	29.15s	29.52s
7	KYLEIGH	3	3.5m	10.0m (0)	11.8m (1)	2:00.87	29.14s	29.28s
8	ALWAYS BE BRENDAN	4	3.7m	4.6m (1)	6.0m (1)	2:00.89	29.11s	29.73s
10	BETTES BLUE VIOLET	5	4.1m	23.4m (1)	23.4m (0)	2:00.92	29.02s	28.47s
2	GLENBURNS WATERS	6	9.4m	15.2m (1)	19.4m (0)	2:01.34	29.32s	29.16s
5	SIGNIFICANT LAZ	7	12.2m	10.2m (1)	14.8m (2)	2:01.56	29.34s	29.71s
9	ELLAVA PACER	7	12.2m	19.4m (1)	20.8m (1)	2:01.56	29.11s	29.26s
11	EYEDIDNTLOSEIT	9	13.1m	28.0m (1)	29.8m (0)	2:01.63	29.15s	28.66s

## Finish Position and metres gained

First Arrow shows distance gain/loss from 2nd Qtr to 3rd Qtr, Second Arrow shows distance gain/loss from 3rd Qtr to Finish Blue arrow indicates best gain in these quarters.



Visual positions in race at 2nd Quarter



Visual positions in race at 3rd Quarter

# Temora Race 7 Distance 2000m

Saturday, 10 January 2026


Gross Time: 2:31.60 MileRate: 2:01.90 LeadTime: 30.60s First Qtr: 30.40s Second Qtr: 29.90s Third Qtr: 30.60s Fourth Qtr: 30.10s

DATA TABLE: 800 / 400 Posi's are position from leader and (how wide the horse was at that position)

NoHorse	Plc	Mar	800 Posi	400 Posi	Time	3rd Qtr	4th Qt
8 HES A TERROR	1	0.0m	2.2m (1)	0.0m (0)	2:31.60	30.43s	30.10s
9 ORAMA	2	15.2m	14.6m (1)	14.4m (2)	2:32.80	30.59s	30.16s
4 ALL SO SASSY	3	21.1m	18.6m (1)	21.2m (1)	2:33.26	30.80s	30.09s
6 CATCH THE SHARK	4	21.2m	6.4m (1)	5.2m (2)	2:33.27	30.52s	31.30s
3 CRACKER MISS	5	24.4m	4.2m (0)	5.2m (1)	2:33.52	30.69s	31.54s
2 NAPOLI NIGHTS	6	25.8m	10.4m (1)	12.0m (1)	2:33.63	30.73s	31.13s
1 DIDNT I	7	46.5m	9.6m (0)	18.8m (0)	2:35.27	31.31s	32.17s
7 BOSS MAJOR	8	49.8m	19.2m (0)	27.2m (1)	2:35.53	31.22s	31.79s
5 GLAMOUR FOX	9	61.8m	0.0m (0)	5.4m (0)	2:36.47	31.04s	34.32s

## Finish Position and metres gained

First Arrow shows distance gain/loss from 2nd Qtr to 3rd Qtr, Second Arrow shows distance gain/loss from 3rd Qtr to Finish Blue arrow indicates best gain in these quarters.



800

Visual positions in race at 2nd Quarter



400

Visual positions in race at 3rd Quarter



Powered by



Harness Analyser

Sectional Analysis Software

Not just form | Free Trial

www.facebook.com/PJHarnessRacing



RISE Digital, Harness Racing Australia nor the provider accepts any responsibility for the completeness or accuracy of any of the information contained herein, and makes no representations about its suitability for any particular purpose. Users should make their own judgements about those matters and/or seek independent advice. You assume all risks associated with use of data provided on this page